



义务教育教科书

# ENGLISH 英语

三年  
级

(一年级起点)

上册



清华大学出版社



义务教育教科书

ENGLISH  
英语

三年  
级

(一年级起点)

上册

主 编：范文芳

副主编：宗 燕 Faridah Pawan

This book belongs to



清华大学出版社

北 京

# 前 言

## ——致同学

同学们，欢迎你们使用由清华大学“大、中、小学一条龙英语教学”研究与实践项目组编写的《英语》课本！

我们为什么要学习英语呢？

你们肯定知道，这是因为英语很重要。英语像汉语一样，能够描述丰富多彩的世界，表达各种各样的思想。通过英语，我们可以更多地了解奇妙的世界，了解世界上更多的人，同时也可以把中国介绍给世界上更多的人，让世界上更多的人了解我们的祖国，了解我们自己。

在21世纪全球化的国际舞台上，英语已经成为国际交流中的一种重要工具，因此，我们都要学好英语。但是，学好一门语言却不是一朝一夕的事情，而是需要多年的努力。你们年纪小，模仿力强，记忆力好，正是学习英语的最佳时期。希望你们努力学好英语，为长大成材打下基础。

我们要学习英语还有另外一个原因，那就是英语非常有趣！英语可以像积木、玩具汽车、布娃娃、拼图、动画片一样，给我们带来无穷的乐趣！

翻开清华大学“大、中、小学一条龙英语教学”研究与实践项目组为你们编写的这套《英语》课本，你们肯定会被那令人赏心悦目的图画所吸引；听听课文录音，你们也一定会喜欢那纯正的英语和优美的歌曲。



这套教材以你们感兴趣的话题为中心，选取的是与你们日常生活息息相关的内容。教材中安排了你们喜欢的动物、食物以及你们喜欢的活动，如游泳、踢足球等，还有许多生动有趣的故事，相信你们会喜欢这套教材。希望你们在老师的指导下，在听、说、唱、动、读、写中学会用英语说自己想说的话，写出自己的心声。

英语很重要！英语很有趣！让我们共同努力，把英语学好！

作者  
2012年12月  
于清华园





# CONTENTS

## UNIT 1

**THE LONG VOWEL SOUNDS..... 1**

## UNIT 2

**THE SHORT VOWEL SOUNDS..... 17**

## UNIT 3

**LET'S DO MATH! ..... 33**

## UNIT 4

**GOOD HABITS ..... 49**

## FUN READING

**THE FARMER AND**

**THE RADISH ..... 65**

**VOCABULARY ..... 73**

Vowels are the letters **a**, **e**, **i**, **o** and **u**.  
There are five long vowels: **ā**, **ē**, **ī**, **ō** and **ū**.  
Long vowels say their letter names.  
Let's learn the long vowels.



# UNIT 1



## THE LONG VOWEL SOUNDS


## 1. Listen, look and say.



cake



birthday



party

## 2. Act it out.

Welcome to my birthday party!

Happy birthday!

Thank you.

Let's sing the birthday song.

Let's eat the birthday cake.



3. Learn it: Long **a** (ā) is the sound you hear in **cake**. Say the name of each picture. Circle the word if it has a long **a** sound.



gate



plane




bag



train



face



read

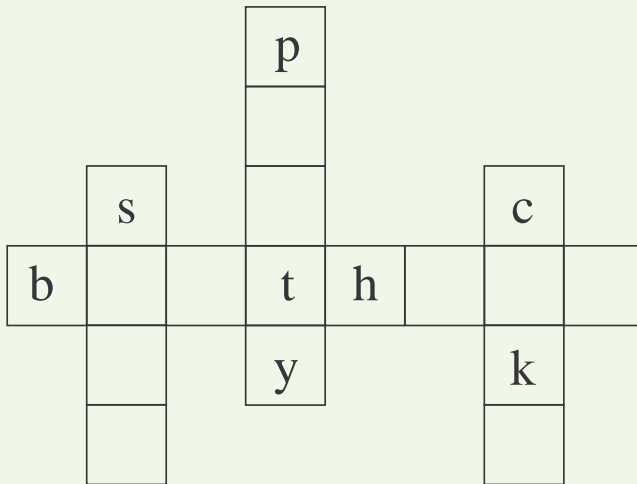


tomato



happy

4. Finish the puzzle with the words from the word box.



5. Let's sing!




Happy birthday to you.  
 Happy birthday to you.  
 Happy birthday, dear Kate.  
 Happy birthday to you.



## 1. Listen, look and say.



bee




honey

## 2. Talk about it.

Look at the bee.

A bee has six legs.



3. Learn it: Long e (ē) is the sound you hear in **bee**. Say the name of each picture. Circle the word if it has a long e sound.



bee



ten



feet



ear



bread



tree



dress




eat

4. Listen and look. Work out the riddle. Check the picture. Write the word on the line.

I'm small.  
I have six legs.  
I can fly.  
I make honey.  
What am I?

I am a \_\_\_\_\_.



5. Let's say it!



This is a bee,  
Sitting on the wall.  
It says, "Buzz, buzz,"  
And that's all.



1. Listen, look and say.



bike



gift




ride

2. Work in pairs.

What a nice bike!

Thank you. It's a birthday gift from my dad. It rides well.



That's great!



3. Learn it: Long **i** (**i**) is the sound you hear in **bike**. Listen to the sentences. Circle two words in each sentence that have a long **i** sound. Then match the sentence to its picture.

(1) I have a white bike.



(2) I can ride a bike.

(3) I like to eat ice cream.



(4) My kite can fly high.

4. Circle six words in the table. Then write them on the lines. The first one is done for you.

v	e	r	y	n	e	w	o	w
b	e	e	r	i	d	e	w	e
b	i	k	e	c	d	a	d	l
g	i	f	t	e	l	e	g	l

bee

---



---



---

5. Let's sing!



The wheels on the bike go round and round,  
 Round and round, round and round.  
 The wheels on the bike go round and round,  
 All day long.

## 1. Listen, look and say.



photo



feed

## 2. Work in pairs.

The monkey is so funny.  
Can I take a photo?



Yes, you can.

Can I feed  
the monkey?



No, you can't.

3. Learn it: Long o (ō) is the sound you hear in **photo**. Say the name of each picture. Circle the word if it has a long o sound.



nose



house



zero



wolf



monkey



coat



boat



yogurt

4. Listen and number.



5. Let's say it!



I say yes, you say no.  
I say goodbye, you say hello.  
Hello! Hello! Hello! Hello!  
Why do I say goodbye, you say hello?

1. Listen, look and say.



music



football

2. Work in groups.

What's your hobby?



My hobby is music.



My hobby is football.



My hobby is painting.



3. Learn it: Long **u** (ū) is the sound you hear in **music**. Listen to the sentences. Circle the word in each sentence that has a long **u** sound. Then write the word on the line.


(1) You can eat a cucumber.

\_\_\_\_\_



(2) I can play music.

\_\_\_\_\_



(3) Can I drink some juice?

\_\_\_\_\_

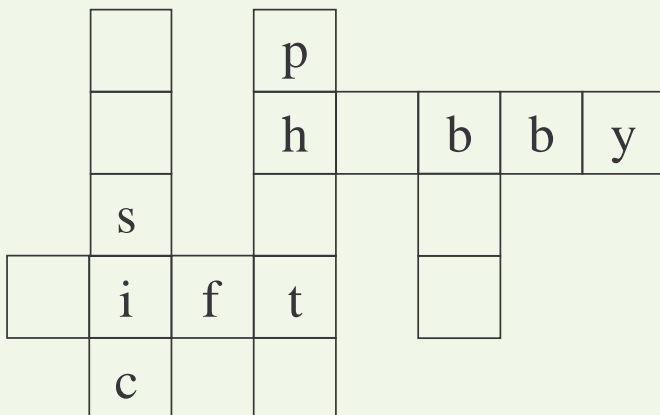


(4) This is a pupil.

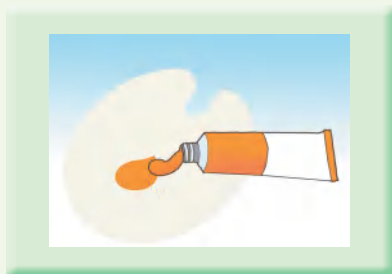
\_\_\_\_\_



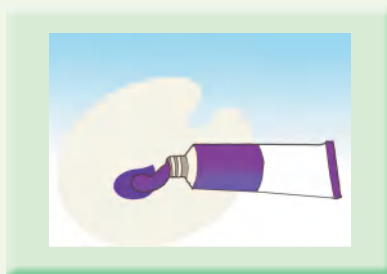
4. Finish the puzzle with the words from the word box.



## 1. Listen, look and say.



orange



purple

## 2. Work in groups.

I use red and yellow.



I use green and blue.

I use orange and purple.



What a beautiful rainbow!

3. The letters **a, e, i, o** and **u** are the five vowel letters in the English alphabet. Write the letter **a, e, i, o** or **u** in each blank to finish the word. Then draw a line from the word to its picture.

\_\_range

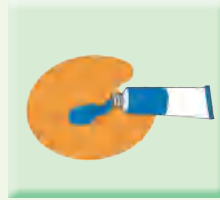
gr\_\_en

c\_\_ld

bl\_\_e

wh\_\_te

r\_\_iny



4. Let's say it!



Red, green and yellow.  
I can see a rainbow.  
Orange, purple and blue.  
Can you see a rainbow, too?



# UNIT 1

# LESSON 7

1. Say the long vowel sound at the beginning of each row. Circle the word whose red letter or letters do not have that long vowel sound.

ā



cake



birth**day**



part**y**



rain**y**

ē



bee



leg



feed



teach**er**

ī



bike



ride



pi**l**ot



gi**f**t

ō



pho**t**o



h**o**ney



co**a**t



ye**l**low

ū



mu**s**ic



su**m**mer



pu**p**il



cu**c**umber



**2. Listen to the sentence. Check the word you hear to finish the sentence.**

(1) Let me take a \_\_\_\_\_ of you.  
(photo, book)




(2) Bees \_\_\_\_\_ honey.  
(take, make)



(3) I \_\_\_\_\_ every morning.  
(read, draw)



(4) Welcome to my birthday \_\_\_\_\_!  
(cake, party)



(5) I \_\_\_\_\_ my bike to school.  
(ride, drive)




**3. A survey: What's your hobby?**

Who	What's your hobby?
My mom	
My dad	
I	

Vowels are the letters **a**, **e**, **i**, **o** and **u**.

There are five short vowels: **ă**, **ě**, **ĭ**, **ǒ** and **ů**.

Let's learn the short vowels.



# UNIT 2



## THE SHORT VOWEL SOUNDS

# UNIT 2

# LESSON 8

## 1. Listen, look and say.



**animals**



**lion**




**sheep**

## 2. Work in pairs.

**What animals eat meat?**



**Tigers, lions and wolves.**



**What animals eat grass?**



**Rabbits, sheep and horses.**





3. Learn it: Short **a** (ă) is the sound you hear in **happy**. Say the name of each picture. Circle the word if it has a short **a** sound.



cat



lake



rabbit



sad



cap



party



animals



meat

4. Listen and look. Work out the riddle. Check the picture. Write the word on the line.

I am a big animal.

I eat meat.

I run fast.

What am I?

I am a \_\_\_\_\_.



5. Let's say it!



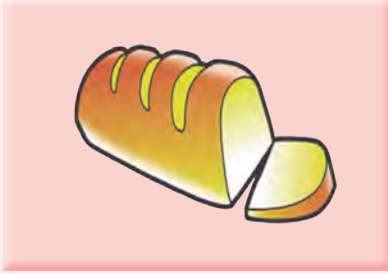
The cat is fat.  
It sits on a cap.  
It sees a rat  
Run into a bag.



# UNIT 2

# LESSON 1

1. Listen, look and say.



bread




noodles


2. Work in groups.

What do you want?

I want bread.



3. Learn it: Short e (ĕ) is the sound you hear in egg. Say the name of each picture. Circle the word if it has a short e sound.



bread



feed



elephant



bear




leaf



meat



yellow



egg

4. Listen and number.



5. Finish the puzzle with the words from the word box.

			b					
			r		c	e		
							a	
b	r		a	k		a	s	t
			d					

rice  
egg  
breakfast  
bread  
meat

1. Listen, look and say.



sister brother



toy bear

2. Act it out.

Hello! I'm Toy Bear.


Hello, Toy Bear.



This is my father and  
this is my mother.



This is my brother  
and this is my sister.





3. Learn it: Short **i** (**i**) is the sound you hear in **big**. Say the name of each picture. Circle the word if it has a short **i** sound.



tiger



fish



bike




triangle

6


six

5

five



ship



sister

4. Let's say it!



Three little toy bears  
Are jumping on the bed.  
One falls off and bumps his head.

Mary calls the doctor,  
And the doctor says,  
"No more toy bears jumping on the bed."



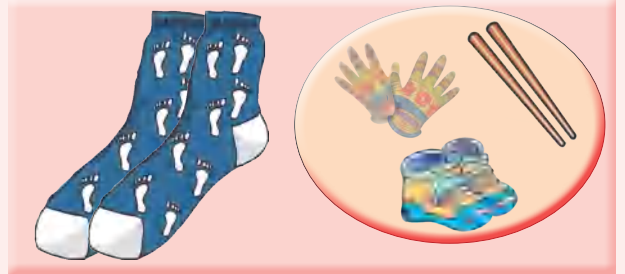
1. Listen, look and say.



sock



glove



pair

2. Work in pairs.

Mom, what do you want to buy?



I want to buy a pair of socks.

Mom, can I buy a pair of gloves?



Yes, you can.

3. Learn it: Short o (ò) is the sound you hear in box. Say the name of each picture. Circle the word if it has a short o sound.



doctor



chopsticks



glove



clock



hot



cold



dog



frog

4. Listen and number.



5. Change one letter to make a new word. Write the new word on the line. The first one is done for you.

boat    coat   



see \_\_\_\_\_



big \_\_\_\_\_



feed \_\_\_\_\_



lock \_\_\_\_\_



fat \_\_\_\_\_



like \_\_\_\_\_



lake \_\_\_\_\_



# UNIT 2

# LESSON 12

## 1. Listen, look and say.




**duck**



**baby duck**

## 2. Act it out.

Mother Duck has three baby ducks.



Let's go swimming, my baby ducks.

Can I go with you, please?



Sure.



3. Learn it: Short **u** (ʊ) is the sound you hear in **duck**. Say the name of each picture. Circle the word if it has a short **u** sound.



duck



music



bus



brush



umbrella



truck



jump



blue

4. Draw a line to match the opposites. Then read them.

big

pupil

come

close

teacher

go

open

little

5. Let's say it!



**Farmer Brown's got one big duck,  
Quack, quack, quack, quack, quack.  
One big duck and two baby ducks.  
Quack, quack, quack, quack, quack.**




# UNIT 2

# LESSON 13

## 1. Listen, look and say.



tea



grape



fruit


## 2. Act it out.

My parents like to drink tea. I like to drink fruit juice.



I love orange juice.  
What about you?

I love grape juice.



3. The letters **a**, **e**, **i**, **o** and **u** are the five vowel letters in the English alphabet. Write the letter **a**, **e**, **i**, **o** or **u** in each blank to finish the word. Then draw a line from the word to its picture.



\_\_ pple




\_\_ range



dr \_\_ nk



d \_\_ g



\_\_ gg



b \_\_ ar



d \_\_ ck



g \_\_ ft

4. Let's say it!



**Eat some fruit, fruit, fruit.  
So good for you, you, you.  
Drink some juice, juice, juice.  
So good for you, you, you.**

# UNIT 2

# LESSON 14

1. Read the words in the word box. Write them under the correct vowel sounds.

sister	sheep	hot	play	sun
animal	photo	music	lion	bear

long a (ā as in cake)

\_\_\_\_\_

long e (ē as in bee)

\_\_\_\_\_

long i (ī as in bike)

\_\_\_\_\_

long o (ō as in cold)

\_\_\_\_\_

long u (ū as in pupil)

\_\_\_\_\_

short a (ă as in apple)

\_\_\_\_\_

short e (ĕ as in egg)

\_\_\_\_\_

short i (ĭ as in pig)

\_\_\_\_\_

short o (ŏ as in box)

\_\_\_\_\_

short u (ŭ as in duck)

\_\_\_\_\_

2. Circle six words in the table. Then write them on the lines.

m	o	t	h	e	r	s
o	c	h	i	l	d	i
f	a	t	h	e	r	s
m	e	a	t	c	u	t
e	d	r	i	n	k	e
b	r	o	t	h	e	r

\_\_\_\_\_

\_\_\_\_\_

\_\_\_\_\_

\_\_\_\_\_

\_\_\_\_\_

\_\_\_\_\_

**3. Circle the word in each group that does not belong. Write a word of your own that belongs. The first one is done for you.**

- |            |        |        |          |              |
|------------|--------|--------|----------|--------------|
| (1) rice   | egg    | juice  | noodles  | <u>bread</u> |
| (2) father | mother | banana | sister   | _____        |
| (3) wear   | socks  | gloves | trousers | _____        |
| (4) wolf   | animal | tiger  | lion     | _____        |

**4. Work in pairs.**



**What do you want to eat?**

**I want to eat bread and fish.**



eat



drink



play



buy



wear



use

Math is fun.  
Math makes us smart.  
Let's do math!





# UNIT 3



LET'S DO MATH!

## 1. Listen, look and say.

1

one

2

two

3

three

4

four

5

five

6

six

7

seven

8

eight

9

nine

10

ten

11

eleven

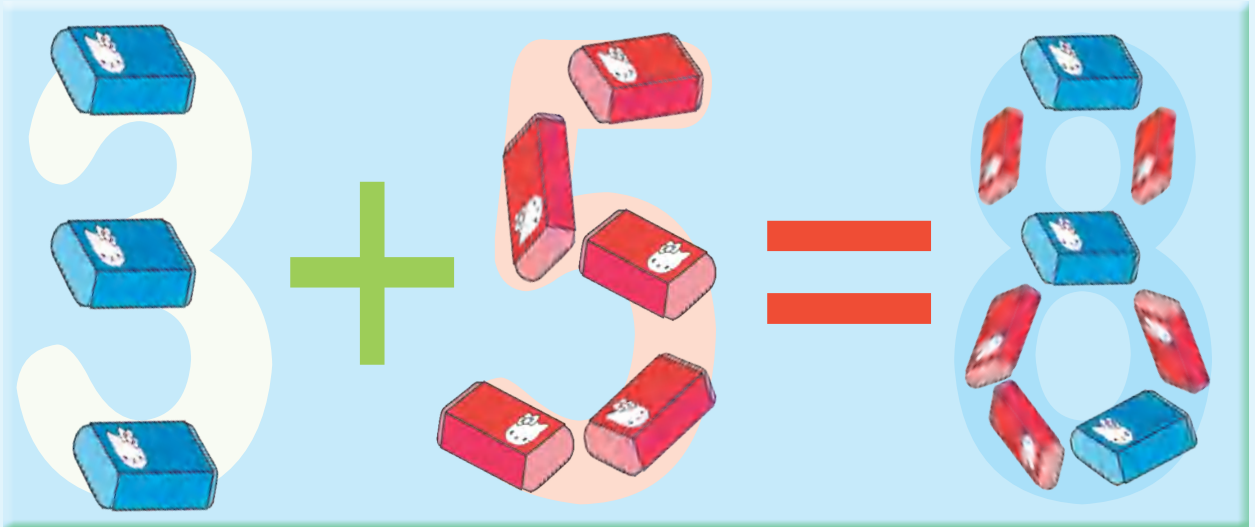
12

twelve

## 2. Work in pairs.



I have three blue erasers.  
I have five red erasers.  
How many erasers do I have?




$$3 + 5 = 8$$

Three plus five is eight.  
You have eight erasers.



3. Solve the number problem under each picture. Write a sentence to answer the question. The first one is done for you.



How many erasers?

$$6 + 5 = \underline{11}$$

Six plus five is eleven.



How many pencils?

$$8 + 4 = \underline{\quad\quad}$$

Eight plus four is           .



How many pens?

$$5 + 5 = \underline{\quad\quad}$$

Five plus five is           .



How many rulers?

$$2 + 7 = \underline{\quad\quad}$$

Two plus seven is           .

4. Let's say it!



**I love numbers the best, it's true.  
I love number words, too.  
Math is lots of fun.  
I'm sad when math is done.**

## 1. Listen, look and say.

13

thirteen

14

fourteen

15

fifteen

16

sixteen

17

seventeen

18

eighteen

19

nineteen

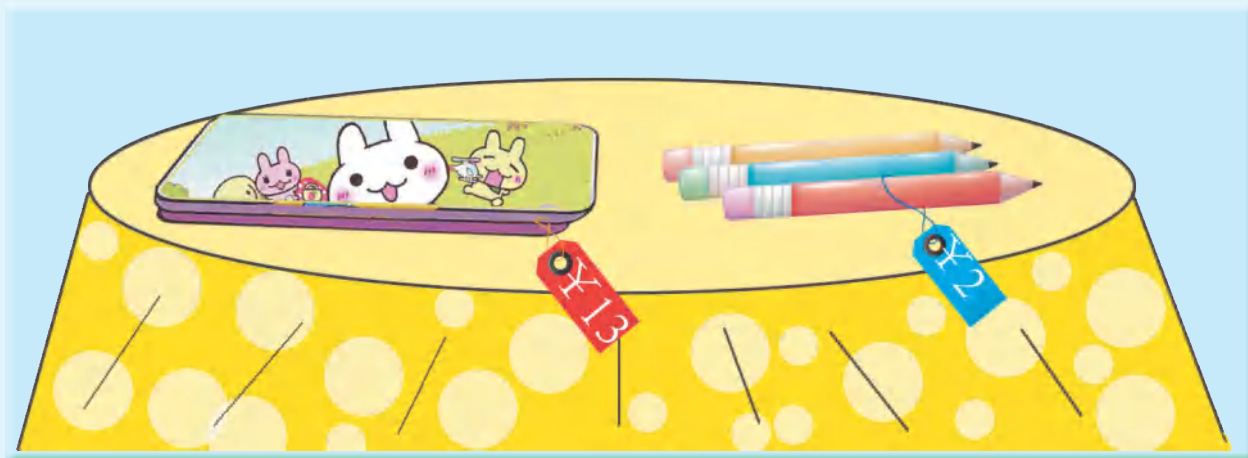
20

twenty

## 2. Work in pairs.



I want to buy a pencil case and three pencils. The pencil case is 13 *yuan*. The pencils are 6 *yuan*. How much money do I need?



$$13 + 6 = 19$$

Thirteen plus six is nineteen.  
You need nineteen *yuan*.



**3. Listen to the story. Do the addition. Write the answer on the lines.  
The first one is done for you.**



The animals want to build a house.



Let's go get some sticks.

- (1) The dog gets one stick.  
The sheep gets four sticks.  
How many sticks now?

$$\underline{1 + 4 = 5}$$

One plus four is five.

We have five sticks now.



- (2) The horse gets fifteen sticks.  
How many sticks now?

---

---

---



We have enough sticks now.  
Let's build our house!





1. Listen, look and say.

20

twenty

30

thirty

40

forty

50

fifty

60

sixty

70

seventy

80

eighty

90

ninety

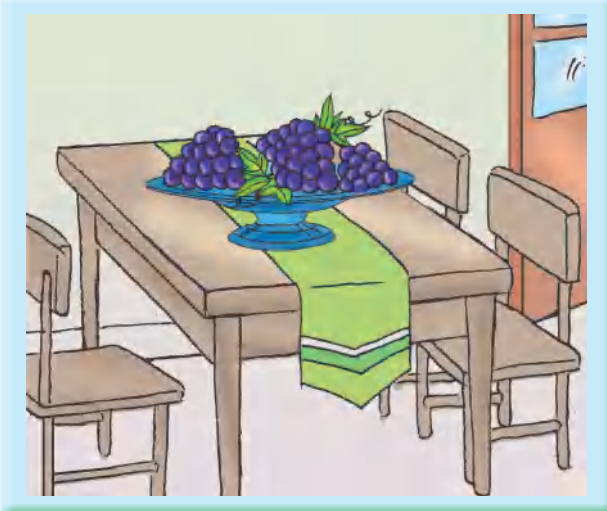
100

one hundred

2. Work in pairs.



There were fifty grapes on the dish.  
My mother took away thirty.  
How many grapes are left?




$$50 - 30 = 20$$

Fifty minus thirty is twenty.  
Twenty grapes are left.




3. Solve the number problem under each picture. Write a sentence to answer the question. The first one is done for you.



How many bananas are left?

$$8 - 3 = \underline{\quad 5 \quad}$$

Eight minus three is five.



How many apples are left?

$$20 - 12 = \underline{\hspace{2cm}}$$

\_\_\_\_\_



How many bees are left?

$$41 - 10 = \underline{\hspace{2cm}}$$

\_\_\_\_\_



How many eggs are left?

$$26 - 8 = \underline{\hspace{2cm}}$$

\_\_\_\_\_

4. Let's say it!



**Plus means "putting together".**  
**Minus means "taking away".**  
**Math, math, math, math.**  
**I do math every day.**

1. Listen, look and say.

20

twenty

22

twenty-two

24

twenty-four

25

twenty-five

27

twenty-seven

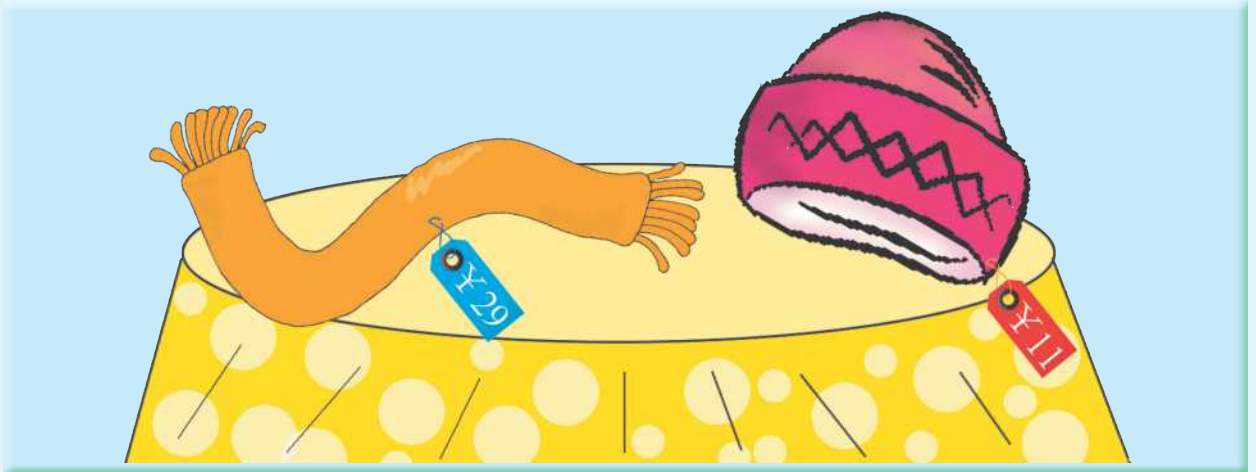
29

twenty-nine

2. Work in pairs.



I had 40 *yuan*. I bought a hat and a scarf. The hat was 11 *yuan*. The scarf was 29 *yuan*. How much money is left?



$40 - 11 = 29$ ,  $29 - 29 = 0$   
Forty minus eleven is twenty-nine.  
Twenty-nine minus twenty-nine is zero.  
Zero *yuan* is left.



### 3. Read and match.

twenty-three

forty-eight

sixty-seven

eighty-four

one hundred

48

25

84

39

67

96

23

55

72

100

thirty-nine

fifty-five

seventy-two

ninety-six

twenty-five

### 4. Finish the number sequence. Fill in the missing number words.

20

30

60

twenty

70

73

82

seventy

92

94

100

ninety-two

40

45

60

forty

1. Listen, look and say.












**hamburger**



**glass**

2. Act it out.

<p><b>Hamburger</b></p>  <p>¥ 10.00</p>	<p><b>Chicken Burger</b></p>  <p>¥ 8.00</p>	<p><b>Fish Burger</b></p>  <p>¥ 9.00</p>	<p><b>French Fries</b></p>  <p>¥ 6.00 ¥ 4.00</p>
<p><b>Chicken</b></p>  <p>¥ 12.5</p>	<p><b>Juice</b></p>  <p>¥ 4.5</p>	<p><b>Milk</b></p>  <p>¥ 2.00</p>	<p><b>Ice Cream</b></p>  <p>¥ 3.00</p>



Waiter: What would you like to have today?

Father: I'd like to have a hamburger and a glass of milk.

Mother: I'd like to have chicken and ice cream.

Bill: A hamburger and chicken for me, please.

Father: How much is it?

Waiter: Fifty *yuan*, please.

Father: Here you are.

Waiter: Thank you.

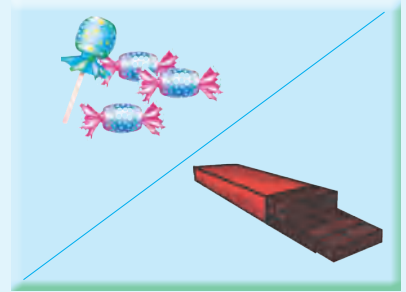
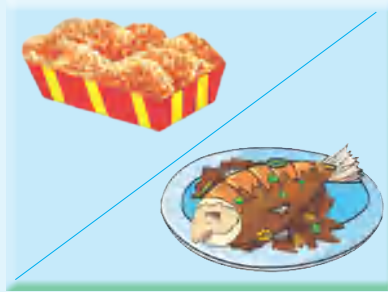
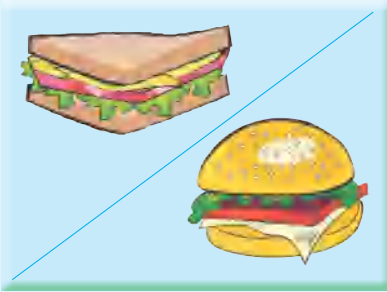


### 3. Work in pairs.



What would you like to have?

I'd like to have a sandwich.



### 4. Listen to the text. Check the correct answer.

Hamburgers and sandwiches are fast food.

You do not need much time to get fast food. Many children like to eat fast food.

Fast food is not good for us. Don't eat too much.



(1) What is OK?

- A. Eat a hamburger every morning.
- B. Eat an apple every morning.

(2) What is NOT fast food?

- A. Hamburgers.
- B. Rice.
- C. Sandwiches.

(3) I can eat \_\_\_\_\_ every morning.

- A. chocolate
- B. an egg
- C. a hamburger

1. Listen, look and say.



1:20 a.m.



6:15 a.m.



7:30 a.m.



11:45 a.m.



12 o'clock



6:00 p.m.

2. Work in groups.

What time is it?



It's 12 o'clock. It's time for lunch.



It's 7:35 a.m. It's time to go to school.




It's 4:30 p.m. It's time to play football.




**3. Draw time on the clock. Write the time for each activity. The first one is done for you.**




I get up at six thirty.



I eat breakfast at \_\_\_\_\_.



I go to school at \_\_\_\_\_.




I go home at \_\_\_\_\_.

**4. Listen to the riddle. Work it out. Write the answer on the line. Draw the picture.**

I have a face. I have two hands. My hands tell you time. My little hand tells you the hours. My big hand tells you the minutes. What am I?

I am a \_\_\_\_\_.



## 1. Look at the Number Board. Listen and read along.

1	2	3	4	5	6	7	8	9	10
11	12	13	14	15	16	17	18	19	20
21	22	23	24	25	26	27	28	29	30
31	32	33	34	35	36	37	38	39	40
41	42	43	44	45	46	47	48	49	50
51	52	53	54	55	56	57	58	59	60
61	62	63	64	65	66	67	68	69	70
71	72	73	74	75	76	77	78	79	80
81	82	83	84	85	86	87	88	89	90
91	92	93	94	95	96	97	98	99	100

## 2. Follow the directions.

(1) Write the number words with **-teen** on the lines.

thirteen

---

---

(2) Write the number words with **-ty** on the lines.

twenty

---

---


(3) Finish the number word sequence in the fifties.

fifty-one      fifty-two

---

---

3. Find the numbers on the clock face. Count by five around the clock. Write the numbers on the lines. Then answer the questions.



How many minutes are there in an hour?

There are \_\_\_\_\_ minutes in an hour.

4. Let's sing!



**This old man, he played one;  
He played knick-knack on his thumb.  
With a knick-knack, paddy whack,  
Give a dog a bone;  
This old man came rolling home.**





**Can I help you?**

**Thank you.**

# UNIT 4



GOOD HABITS

1. Listen, look and say.



bed




go to bed



get up

2. Act it out.

It's time for bed, Tommy.



Yes, Dad.




I always go to bed early.

It's time to get up, Jenny.



Yes, Mom.



I always get up early.



**3. Look at the pictures. Finish the sentences.**



It's 6:20 a.m.  
It's time to \_\_\_\_\_.



It's 6:30 a.m.  
It's time for \_\_\_\_\_.



It's 7 o'clock.  
It's time to \_\_\_\_\_.



It's 9:10 p.m.  
It's time for \_\_\_\_\_.

**4. Write a sentence to tell about each picture. The first one is done for you.**



I get up early.



\_\_\_\_\_



\_\_\_\_\_

**5. Let's sing!**



**This is the way I go to bed.  
Go to bed, go to bed.  
This is the way I go to bed,  
Early in the evening.**

# UNIT 4

# LESSON 23

## 1. Listen, look and say.



**desk**



**messy**



**tidy**

## 2. Work in groups.

**Tommy, your desk is messy.**



**I'm sorry.**

**My desk is clean and tidy.**




**You are great!**



### 3. Listen and check.



### 4. Let's play!



### 5. Let's sing!



This is the way I tidy my desk.  
Tidy my desk, tidy my desk.  
This is the way I tidy my desk.  
My desk is clean and tidy.


# UNIT 4

# LESSON 24

## 1. Listen, look and say.



**Sunday**



**park**



**path**

## 2. Work in pairs.

**What do you do  
on Sunday?**




**We play in the park  
on Sunday.**



**We walk  
on the path.**

### 3. Listen and number.




### 4. Ask and answer.



Where do you play on Sunday?



We play in the zoo on Sunday.



### 5. Let's sing!



This is the way we walk on the path.  
Walk on the path, walk on the path.  
This is the way we walk on the path.  
Early Sunday morning.



1. Listen, look and say.



line



stand in line

2. Act it out.

Whose turn, please?

It's my turn.



I wait for my turn.

Don't cut in line.

Stand in line, please.



I'm sorry.

**3. Match the question to its answer.**

(1) Whose bed is messy?

We play in the park.



(2) Whose desk is tidy?

I go to bed at 9:30 p.m.



(3) Where do you play?

It's my turn.



(4) When do you go to bed?

Jenny's desk is tidy.



(5) Whose turn, please?

Tommy's bed is messy.



**4. Let's sing!**



**This is the way I stand in line.  
Stand in line, stand in line.  
This is the way I stand in line,  
Waiting for my turn.**




1. Listen, look and say.



trash



trashcan



throw

2. Work in pairs.

Don't throw trash on the ground.



I pick up the trash.

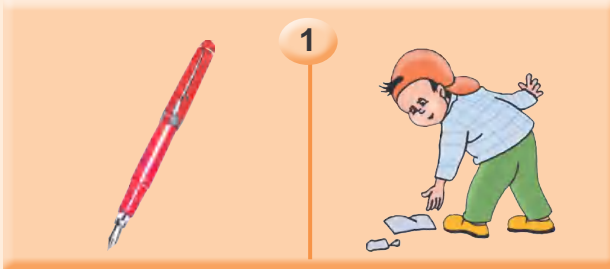


I throw the trash into the trashcan.


You're great!



### 3. Listen and check.



### 4. Look at the picture. Write a sentence for it. The first one is done for you.



Don't throw trash on the ground. \_\_\_\_\_

### 5. Let's sing!



**This is the way I pick up trash.  
Pick up trash, pick up trash.  
This is the way I pick up trash.  
I throw trash into the trashcan.**

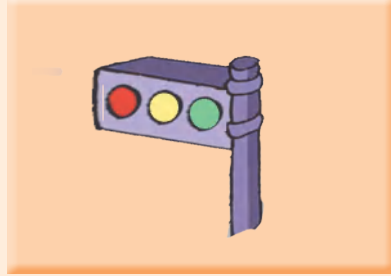
# UNIT 4

# LESSON 27

## 1. Listen, look and say.



**cross**




**light**

## 2. Work in pairs.


**Don't cross.  
The light is red.**

**Yes, Mom.  
I'll wait.**



**The light is green  
now. Let's go.**

**OK. Let's go.**



3. Say the vowel sound at the beginning of each row. Circle the word whose red letter does not make that sound.

	light	time	pick	line
	cross	sorry	throw	on
	green	red	clean	we

4. Look at the pictures. Read the sentences. Draw  beside good habits. Draw  beside bad habits.




I always go to bed at 11:30 p.m.



My desk is clean and tidy.



I stand in line and wait for my turn.



We walk on the grass.



The light is red. Let's cross.



I throw the trash into the trashcan.

5. Let's say it!



Yellow means wait.  
Red means stop.  
Green means go.  
Green means go.





1. Listen, look and say.



I go to bed early.




I get up early.



My desk is tidy.



I walk on the path.



I stand in line.



I pick up the trash.




I throw the trash into the trashcan.



I cross when the light is green.



2. Look at the pictures. Read the sentences. Draw  beside good habits. Draw  beside bad habits.



I get up at 9 a.m.




My bed is messy.




I stand in line.



I throw the trash on the grass.



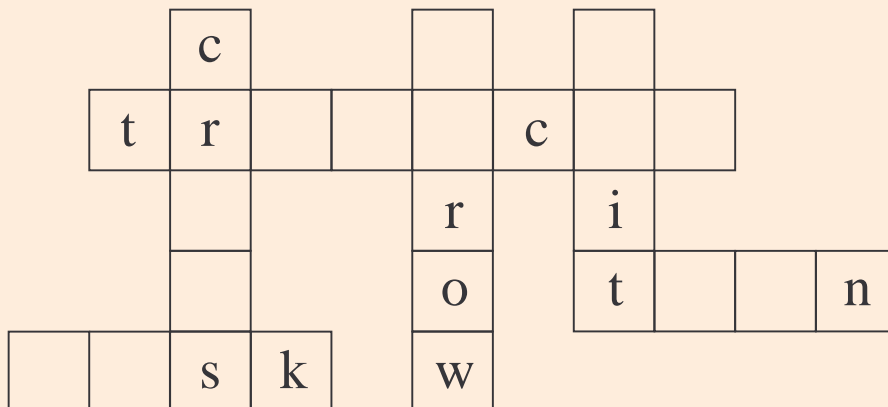
I go to bed at 10:30 p.m.



The light is red. I do not cross.

3. Finish the puzzle with the words from the word box.

trashcan    turn    desk    cross    throw    wait



**One person is weak.  
Two people are weak.  
When we all work together,  
We are strong!**



# FUN READING




## THE FARMER AND THE RADISH



Look, our radish is so big.


Let's eat it for dinner.



The farmer and his wife live on the farm.  
They grow radishes in the fields.


**Let's pull up the radish.**

**OK. You pull on the radish. I'll pull on you.**



The wife pulls on the farmer.  
The farmer pulls on the radish.

**Come on! Oh, no!**



**The radish does not come up.**





**Cow, please help me pull up the radish. We want to eat it for dinner.**


**Sure. I'll help you.**



**Cow, please pull on me.**

The cow pulls on the wife.  
The wife pulls on the farmer.  
The farmer pulls on the radish.

**Come on! Oh, no!**



**The radish still does not come up.**



**Dog, please help me pull up the radish. We want to eat it for dinner.**


**Sure. I'll help you.**




**Dog, please pull on me.**

The dog pulls on the cow.  
The cow pulls on the wife.  
The wife pulls on the farmer.  
The farmer pulls on the radish.

**Come on! Oh, no!**



**The radish still does not come up.**



**Cat, please help me pull up the radish. We want to eat it for dinner.**


**Sure. I'll help you.**



**Cat, please pull on me.**

The cat pulls on the dog.  
The dog pulls on the cow.  
The cow pulls on the wife.  
The wife pulls on the farmer.  
The farmer pulls on the radish.

**Come on! Oh, no!**



**The radish still does not come up.**





**Rat, please help me pull up the radish. We want to eat it for dinner.**

**Sure. I'll help you.**



**Rat, please pull on me.**

The rat pulls on the cat.  
The cat pulls on the dog.  
The dog pulls on the cow.  
The cow pulls on the wife.  
The wife pulls on the farmer.  
The farmer pulls on the radish.

**Come on! One, two, three, go!**



**Hooray!**

**The radish comes out!**

I'm hungry.

I'm hungry, too.  
Are you hungry?



Yes, we are.

Let's eat the radish.



Thank you!

Thank you!

They are eating the radish for dinner.

dinner	晚饭	(66)	help	帮助	(68)	radish	水萝卜	(66)
farm	农场	(66)	his	他的	(66)	rat	老鼠	(71)
farmer	农夫	(66)	hooray	好哇	(71)	still	仍然	(68)
field	田地	(66)	live	生活, 居住	(66)	wife	妻子	(66)
go	(口令) 拔!	(71)	out	在外, 向外	(71)			
grow	生长, 种植	(66)	pull	拔	(67)			



# VOCABULARY

## A

always 总是	(50)
a.m. (am) 上午	(44)
animal 动物	(18)

## B

baby 幼雏, 婴儿	(26)
bed 床	(50)
go to bed 上床睡觉	(50)
bee 蜜蜂	(4)
birthday 生日	(2)
*bought (buy 的过去式) 买	(40)
brother 哥哥, 弟弟	(22)
*build 造, 建筑	(37)

## C

case 容器 (盒、箱等)	(36)
clean 干净的	(52)
cross 穿过, 越过	(60)
cut 切 (开), 割 (断)	(56)
*cut in line (排队) 加塞儿	(56)

## D

desk 书桌	(52)
dish 盘子	(38)

## E

early 早的	(50)
eleven 十一	(34)
enough 足够的	(37)
eraser 橡皮, 黑板擦	(34)

## F

feed 喂	(8)
--------	-----

fruit 水果	(28)
funny 有趣的, 逗人发笑的	(8)

## G

gift 礼品	(6)
glass 玻璃杯, 玻璃	(42)
glove 手套	(24)
grape 葡萄	(28)
great 棒的, 了不起的	(6)
ground 地面	(58)

## H

*had (have 的过去式) 有	(40)
hat 帽子	(40)
hello (hi) 喂	(22)
hobby 爱好	(10)
honey 蜂蜜	(4)
hour 小时	(45)
hundred 一百	(38)

## I

into 进入……之内	(58)
-------------	------

## L

*left 剩下的	(38)
light 灯	(60)
line 线, 排, 行	(56)
stand in line 排队	(56)
lunch 午餐	(44)

## M

messy 凌乱的	(52)
minute 分, 分钟	(45)
money 钱	(36)

music 音乐	(10)
<b>N</b>	
need 需要	(36)
now 现在	(37)
<b>O</b>	
o'clock ……点钟	(44)
of 属于……的	(15)
orange 橘黄色, 橘黄色的	(12)
<b>P</b>	
paint (painting) (用颜料等) 画	(10)
pair 双, 副, 对	(24)
a pair of 一双, 一副	(24)
parent 父亲, 母亲	(28)
party 聚会	(2)
*path 小径, 小路	(54)
pencil 铅笔	(35)
pencil case 铅笔盒	(36)
photo 照片	(8)
take a photo 拍照	(8)
p.m. (pm) 下午	(44)
purple 紫色, 紫色的	(12)
<b>R</b>	
*rainbow 彩虹	(12)
ruler 尺子	(35)
run 跑	(19)
<b>S</b>	
scarf 围巾	(40)
sheep 绵羊	(18)
sister 妹妹, 姐姐	(22)
sock 袜子	(24)
song 歌, 歌曲	(2)
sorry 对不起的, 抱歉的	(52)

Sunday 星期天	(54)
<b>T</b>	
tea 茶	(28)
tell 告诉	(45)
there 在那里	(38)
there are (is)… 有……	(38)
throw 扔	(58)
tidy 整齐的, 弄整齐	(52)
toy 玩具	(22)
trash 垃圾	(58)
trashcan 垃圾箱	(58)
turn 轮到, 顺次	(56)
twelve 十二	(34)
<b>W</b>	
wait 等, 等待	(56)
*waiter 男服务员	(42)
was (is 的过去式)	(40)
well 很好地; 健康地(6)	
were (are 的过去式)	(38)
where 在哪里	(55)
whose 谁的	(56)
with 和……一起, 以	(26)
would 要, 愿	(42)
<b>Y</b>	
*yuan 元(人民币)	(36)

注释: 带 \* 的单词不要求掌握, 只需要在上下文中理解。