



义务教育教科书

英语

English

(三年级起点)

四年级 上册

义务教育教科书

英语

(三年级起点)

四年级上册

义务教育教科书



绿色印刷产品

批准文号：湘发改价费〔2017〕343号

ISBN 978-7-5358-9213-3



9 787535 892133 >

定价：6.92元

湖南少年儿童出版社
HUNAN JUVENILE & CHILDREN'S PUBLISHING HOUSE

湖南少年儿童出版社
HUNAN JUVENILE & CHILDREN'S PUBLISHING HOUSE

义务教育教科书

英语

English

(三年级起点)

四年级 上册

主编：白解红



湖南少年儿童出版社
HUNAN JUVENILE & CHILDREN'S PUBLISHING HOUSE

图书在版编目(CIP)数据

英语. 四年级. 上册 / 白解红主编. —2 版. —长沙: 湖南少年儿童出版社, 2013. 8(2021. 6 重印)
义务教育教科书
ISBN 978-7-5358-9213-3

I. ①英… II. ①白… III. ①英语课—小学—教材
IV. ①G624. 311

中国版本图书馆 CIP 数据核字(2013)第 055679 号

义 务 教 育 教 科 书
英 语
四年级 上册
湖 南 少 年 儿 童 出 版 社
新加坡思达出版有限公司 合作编写

湖南少年儿童出版社出版
(湖南省长沙市晚报大道 89 号 邮编: 410016)
湖南出版中心重印
湖南省新华书店发行
湖南天闻新华印务邵阳有限公司印制

开本: 787×1092mm 1/16 印张: 5.5
2003 年 7 月第 1 版 2021 年 6 月第 2 版第 9 次印刷
印数: 1—450 000 册
ISBN 978-7-5358-9213-3 定价: 6.92 元
(2021 秋)

本书任何部分之文字及图片, 如未获得本社之书面同意, 不得以任何方式抄袭、节录或翻印
本版本只供在中华人民共和国内地销售
著作权所有, 请勿擅自用本书制作各类出版物, 违者必究。
如有质量问题, 影响阅读, 请与湖南出版中心联系调换。
联系电话: 0731-88388986 0731-88388987

主 编: 白解红
编写人员: 白解红 Pauline Ong Minnelli Seow Christopher S Ward 何高大 夏春娥
刘建清 杜 娟 邓 立 欧阳胜美 张梅莲 刘佳明 田忠源
责任编辑: 刘思危 Loo Kim Fu 彭秀莉 黄 亮 刘 宁
美术编辑: Brenda Mathews
绘 画: 大黄蜂工作室
版式设计: 王丽琼 余育铨
封面设计: 赵 慧



同学们，欢迎你们来到英语学习课堂！

通过一年的学习，同学们已经对英语有了初步的认识，学会了用一些简单的句子同身边的人打招呼、问好，学会了表达身边常见的物品，学会了按照规范书写字母和单词，在有趣的听做、说唱、玩演、读写等活动中，渐渐培养了对英语的兴趣。你们一定还希望学到更多的英语知识，那就赶快打开课本吧！


在本册课本中，同学们将继续在Peter, Lingling, Mingming, Anne, Dongdong, 当然，还有Tim和可爱的Dino的陪伴下，学习更多用英语表达形状、动物、食品、服装、方位、100以内的数字、体育运动等的方法，并运用这些表达方法，在老师的指导下做游戏、与同学进行简单的交流，表达喜欢或不喜欢某种事物的情感。

本册课本中有一个新的板块，同学们将在此开始学习在图片的帮助下轻松地听懂、读懂简短的小故事，然后根据提示“照抄”出简单的词语。记住：没有全部读懂也没有关系，那些提示会帮助你们写出词语的。虽然好像是“照抄”，但不同于机械的书写，而是在理解的基础上的“抄写”。这是个小小的挑战哦！希望同学们喜欢这些小故事，顺利地完完成读写任务。

随着同学们步入新的学年，课本中的语言知识会一点点加深。同学们千万不要害怕，不要紧张。按照老师的指导，坚持不懈，就一定能够学好英语。让我们一起努力吧！



你们的大朋友：小学《英语》教材编写组



My name


My class

My school

Contents

Unit 1	Nice to meet you!	1
Unit 2	It's a circle.	5
Unit 3	Look at this elephant.	9
Let's Know More		13
Assessment I		14
Unit 4	These are flowers.	17
Unit 5	I like noodles.	21
Unit 6	Turn right!	25
Let's Know More		29
Assessment II		30
Unit 7	Whose is this?	33
Unit 8	She wears a white and black sweater. . .	37
Unit 9	It's one hundred.	41
Let's Know More		45
Assessment III		46

Unit 10	Welcome to our home!	49
Unit 11	Where's the cat?	53
Unit 12	Peter can jump high.	57
Let's Know More		61
Assessment IV		62
Let's Read More		65
Word List I		67
Word List II		70
Structures		74
Things in the Home		80
Numbers		81
Self-Assessment		82




Unit 1

Nice to meet you!


A Let's Listen and Say




B Let's Learn



C Let's Act



D Let's Read



E Let's Read and Write



My name is Lily. I'm ten years old. I'm in Sunshine School.
I'm in Class Two, Grade Four. My school number is eighteen.

Let's write.

MY NOTES	
Name <u>Lily</u>	Grade _____
Age _____	Class _____
School _____	No. _____

F Let's Chant

Oo

Polly is a doll.
Polly is Molly's doll.
Molly likes the doll.
Molly holds the doll.



G Let's Have Fun

Sing together.

Greetings



$1=C \frac{4}{4}$

3 4 | 5 5 i 7 | 6 i - i | 7 5 - 6 |

Your right hand says, "How are you? How are you, my

2 - 3 4 | 5 5 i 7 | 6 i - i | 7 2 - 7 |

friend?" Your right hand says, "How are you? How are you, my

i - - 3 4 | 5 5 i 7 | 6 6 i. 6 |

friend?" Your left hand says, "I'm fine. Thank you. I'm

5 5 i 7 | i - - 3 4 | 5 5 i 7 |

fine. Thank you, my friend." Your left hand says, "I'm

6 6 i. 6 | 5 2 7 7 | i - - 0 ||

fine. Thank you. I'm fine. Thank you, my friend."

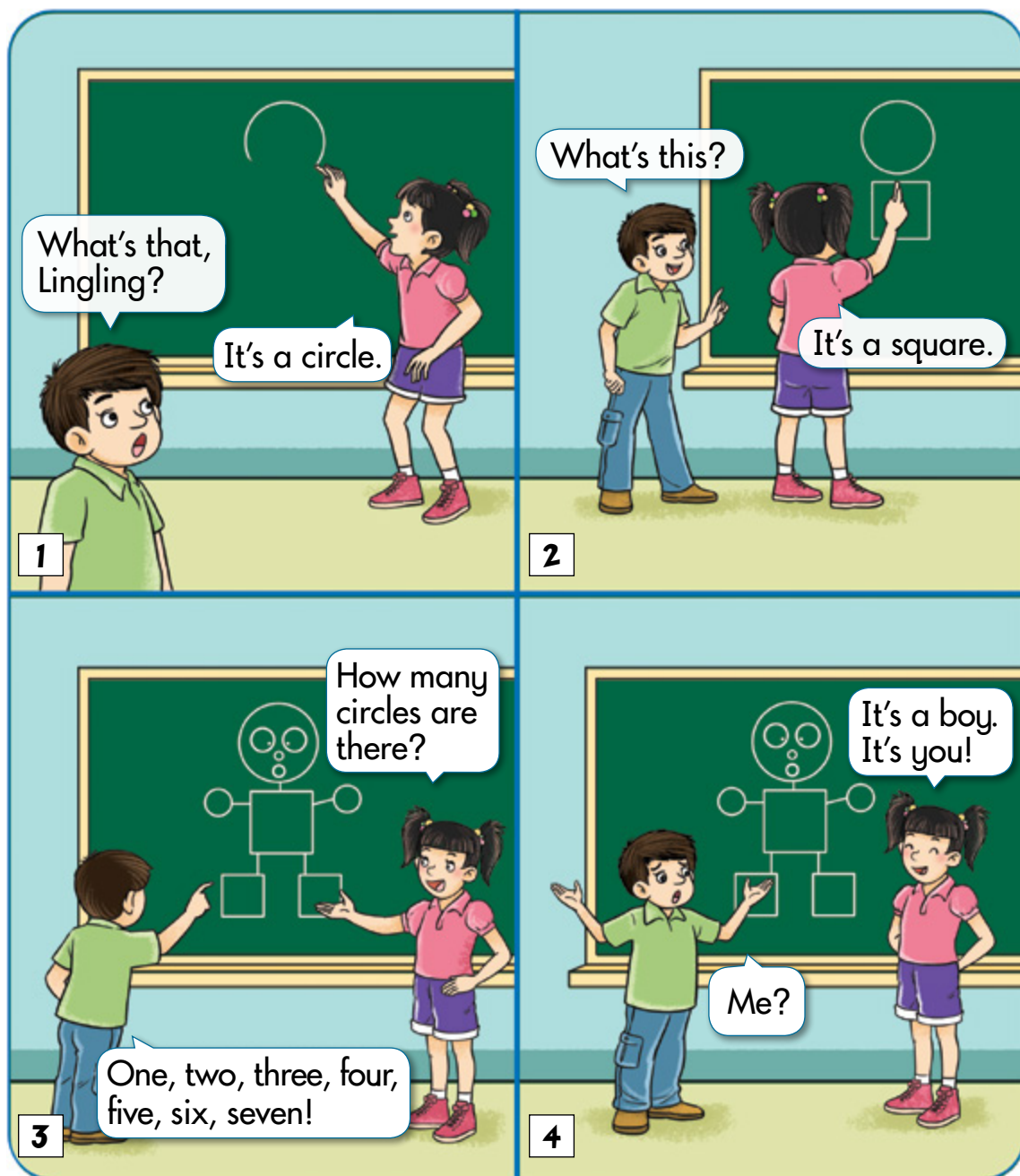


Nice to meet you!


Nice to meet you!

Unit 2 It's a circle.

A Let's Listen and Say



B Let's Learn



circle



line




square




dot

C Let's Act



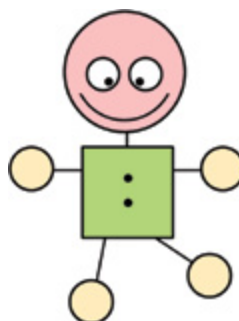
D Let's Read



E Let's Read and Write

Let's write.

1. There are seven circles.
2. There is one _____.
3. There are five _____.
4. There are four _____.



F Let's Chant

Pp

Peter draws a **p**en.
 Peter draws a **p**encil.
 Peter draws a **p**anda.
 Peter draws a **p**upil.



G Let's Have Fun

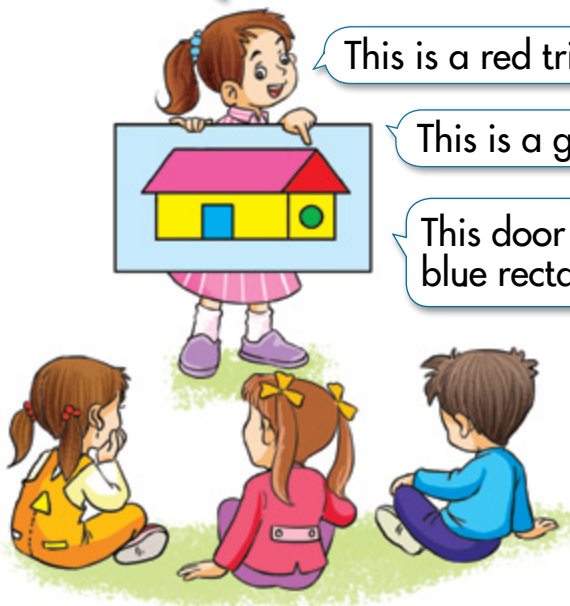
Draw and colour a picture of shapes. Show and tell your friends.

This is a house.

This is a red triangle.

This is a green circle.

This door is a
blue rectangle.




It's a circle.

It's a circle.

Unit 3

Look at this elephant.

A Let's Listen and Say




B**Let's Learn**


a strong tiger



a beautiful bird



a big elephant



a funny monkey




a small mouse

C**Let's Act**

I'm a mouse. I'm small.



I'm an elephant. I'm big.



D Let's Read




E Let's Read and Write

Jack has a little zoo. There are many animals in the zoo. There is a funny monkey. There is a small elephant. There is a strong tiger. "May I come in?" a big mouse asks. "No! It's not good for you!" Jack says.

Let's write.

1. Jack has a little _____.
2. There are many _____ in the zoo.
3. Jack says "No" to the _____.



F Let's Chant

Qq


Quick, quick, quick.
Here comes the Queen.
Quick, quick, quick.
Let's look at the Queen.



G Let's Have Fun

Rhyme and act.

I see, I see, I see,
A lion at the zoo.
I see, I see, I see,
A baby tiger, too.
I see, I see, I see,
A great big kangaroo.
I see, I see, I see,
I see them at the zoo.



Look at this elephant.

Look at this elephant.

Let's Know More



Animals



I'm a panda.
I live in China.
I like bamboo.

I'm a kangaroo.
I'm the national
animal of Australia.



I'm a bald eagle
in the USA.
I'm very big
and strong.

I'm an English
bulldog. Many
people like to
play with me.



Assessment I

A Listen and circle.



B Listen and choose.



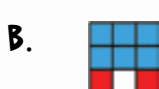
1. The animal is _____.



2. It's a _____.



3. The picture is _____.



C Read and choose.



Mr Mark has a big farm. There are seven cows and twenty ducks on his farm. Look at the cows. They are strong. Look at the ducks. They are small and cute. What's that beside Mr Mark? It's Ben. He is Mr Mark's dog. Mr Mark loves his animals.

1. Mr Mark has _____ ducks.
A. 7 B. 15 C. 20
2. The cows are _____.
A. cute B. strong C. funny
3. Ben is a _____.
A. dog B. cow C. duck

D Read and write.

SURVEY

Your school _____

Your name _____ Grade _____ Class _____

How many boys and girls are there in your class?

There are _____ boys and _____ girls in my class.

E I can do it!

Draw a 😊 if you can do it. Draw a ☹️ if you can't.

Example: Sing a song.



1. Introduce your good friend to others.

This is my good friend, Tim.



2. Describe a few animals.



The mouse is small.



F I like to do it!

Draw a 😊 if you like to do it. Draw a ☹️ if you don't.

1. Use shapes to form a picture and colour it.



2. Sing the song *Greetings*.



Unit 4

These are flowers.

A Let's Listen and Say

The children are on an outing.

1

2

These are flowers.

Yes. They are beautiful!

3


4

What are those?

Those are eggs.


They are green birds.

Yes, they are birds' eggs. Don't touch them.



B**Let's Learn**

flowers



trees



grass



sheep



eggs



birds

C**Let's Act**


What are those?



They are eggs.
They are birds' eggs.




D Let's Read



E Let's Read and Write

There are other animals in Jack's zoo. Look! Look at the beautiful birds. Look at the lovely rabbits. "May I look at them?" asks the big mouse. "No. You're a bad mouse," Jack says. "No! No! No! I'm a good mouse!" the mouse cries.

Let's write.



1. Animals in Jack's zoo are _____.
2. Jack says, "_____."
3. The mouse cries, "_____."

F Let's Chant

Rr

Rose, Rose.
Rose likes red.
Rose, Rose.
Rose likes rice.




G Let's Have Fun

Let's do paper cutting.

1.




2.



3.



4.



I like birds.



I like tigers!



These are flowers.

These are flowers.

Unit 5 I like noodles.

A Let's Listen and Say



B Let's Learn



noodles



rice



milk



dumplings




biscuits



bread

C Let's Act



D Let's Read




E Let's Read and Write

Birds like rice. Cats like milk. But my cat doesn't like milk. He likes fish. He eats too much. I say to my cat, "Don't eat too much." He says, "But I'm hungry!"

Let's write.

1. Birds like _____.
2. Mary's cat likes _____.
3. Mary's cat doesn't like _____.



F Let's Chant


Ss

The sun shines on the sand.
The sun shines on the sea.
Susan sings on the sand.
Sam swims in the sea.



G Let's Have Fun

What's the children's favourite food? Draw the lines to find out.



I like noodles.

I like noodles.

Unit 6 Turn right!

A Let's Listen and Say

Let's play a guessing game.

1

Left, right. Left, right.

2

What are we?

3

Are you soldiers?

4

Yes, we are.

Turn right!

5

What are we?

6

You are traffic policemen.

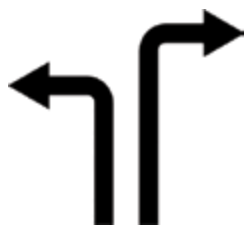
B Let's Learn



left



right



turn



up down

C Let's Act



D Let's Read

Tim teaches Dino a new dance.




E Let's Read and Write

Tom has two dogs. One is White and the other is Black. Tom says, "One, two, three, run!" White turns left and runs fast. Black turns right and runs fast, too. Then White turns right and Black turns left. Where are they now?

Let's write.

1. White turns _____ and runs fast, and then turns _____.
2. Black turns _____ and runs fast, and then turns _____.



F Let's Chant

Tt

Tick, tock, tick, tock.

The clock goes "Tick, tock".

The train goes "Toot, toot".

The time is half past two.



G Let's Have Fun

Let's rhyme.

Turn your tail to the right.

Turn your tail to the left.

Turn your tail to the right and left.

And soon you'll get there.



Turn right!

Turn right!

Let's Know More



What do you eat for breakfast?



I have noodles
for breakfast.
I have an egg and
some milk, too.



I have milk
and cornflakes
for breakfast.
I have some
orange juice, too.



I have bread,
beans and an egg
for breakfast. I
have some
milk, too.




I have dumplings
for breakfast.
I have some
bean milk, too.




Assessment II

A Listen and tick



B Listen and number.



C Read and match.

1.



Turn right.

2.



Those sheep like grass.

3.



Sam likes bread.

4.



Turn left.

5.



These are eggs.

D Read and write.

Tom has a cat. Her name is Kitty. She is two years old. She likes fish and milk. Amy has a dog. His name is Rocky. He is eight. He likes meat. Tim has a dinosaur. His name is Dino. Dino is six. He likes dumplings.

1. Kitty likes _____.

2. Rocky likes _____.

3. Dino likes _____.



E I can do it!

Draw a 😊 if you can do it. Draw a ☹️ if you can't.

1. Point out the things around.



Those are beautiful birds.



2. Tell your friends what food you like.



I like dumplings.



F I like to do it!

Draw a 😊 if you like to do it. Draw a ☹️ if you don't.

1. Turn left/right.

Turn left!



2. Chant and act out the rhymes you like.



Unit 7

Whose is this?

A Let's Listen and Say



B

Let's Learn



bag



scarf



key



wallet



hat



mobile phone

C

Let's Act



Put your things in this box.

Whose is this, Linda?

1

2

It's Benny's wallet.

3

4

Whose is this, Helen?

Thank you.

D Let's Read



E Let's Read and Write

Kate likes pets. She has two dogs and two cats. Their names are Harry, Dick, Spot and Jerry. They like strange clothes. They wear strange clothes. Oh, they look very funny.

Let's write.



Harry



Dick



Spot



Jerry

Whose clothes are they?




Jerry's coat



F Let's Chant

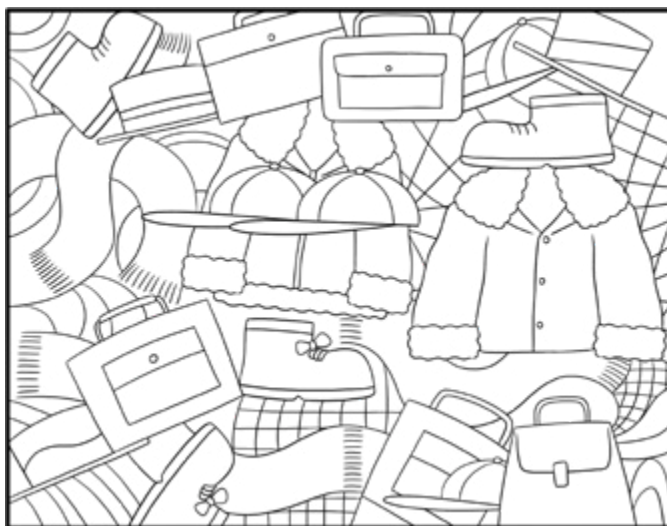
Uu



Two men are painting the **tu**be,
And they sing a happy **tu**ne.
When one man **u**ses yellow,
The other **u**sually follows.

G Let's Have Fun

Find the hidden things in the picture.



1. three hats
2. _____
3. _____
4. _____
5. _____
6. _____




Whose is this?

Whose is this?

Unit 8


She wears a white and black sweater.

A Let's Listen and Say

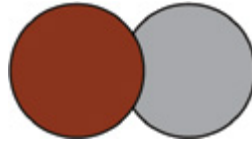


B

Let's Learn



white and black



brown and grey



shoes



socks



sweater



skirt

C

Let's Act



D Let's Read



E Let's Read and Write

Lily has three good friends, Amy, Jane and Nancy. Amy wears a red and white dress. She likes red and white. Jane wears a blue and white sweater. She likes blue. Nancy wears a green and white skirt. She likes green.

Let's write.

What are their names?



F Let's Chant

Uu

Rub-a-dub-dub,
Three mice in a tub.
Rowing **up** a river,
Rowing **up**, **up**, **up**.



G Let's Have Fun

Mix two colours. What colours do you get?

1. 	2.  GREY	3.  BLACK
4.  YELLOW	5. 	6.  BLUE
7.  RED	8.  BROWN	9. 



She wears a white and black sweater.

She wears a white and black sweater.

Unit 9 It's one hundred.

A Let's Listen and Say

Is this right, Miss Li?

Yes, it's right. Good!

Thank you.


Please think again. Forty-six and fifty-four is...

Oh! I'm wrong! It's one hundred.

1

2

3



$$\begin{array}{r} 40 \\ + 24 \\ \hline 64 \end{array}$$

$$\begin{array}{r} 40 \\ + 24 \\ \hline 64 \end{array}$$

$$\begin{array}{r} 46 \\ + 54 \\ \hline 90 \end{array}$$

$$\begin{array}{r} 46 \\ + 54 \\ \hline 90 \end{array}$$

B

Let's Learn



homework

$$\begin{array}{r} 5 \\ + 6 \\ \hline 11 \end{array}$$

right

$$\begin{array}{r} 6 \\ + 4 \\ \hline 9 \end{array}$$

wrong

21 twenty-one

32 thirty-two

43 forty-three

54 fifty-four

65 sixty-five

76 seventy-six

87 eighty-seven


98 ninety-eight

99 ninety-nine

100 one hundred

C

Let's Act



D Let's Read



E Let's Read and Write

We know the sum. It's one hundred. There are five numbers here. We know four: fifteen, twenty-three, twenty-six and twenty-seven. What is the missing number?

Let's write.

The missing number is _____.



F Let's Chant

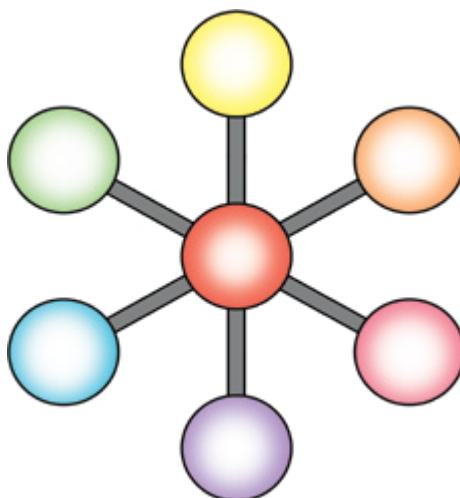
Vv

Vicky wears a vest.
Vicky never has a rest.
Vicky plays the violin.
She plays her best.



G Let's Have Fun

Work in groups of 4. Put a number (10, 20, 30, 40, 50, 60, 70) in each circle. The sum of the three circles on each line is 100. See which group wins.



It's one hundred.

It's one hundred.

Let's Know More



What to wear?



Xiao Xiao is in Sanya.



It's sunny and hot today.
I wear a sun hat.



Du Juan is in Beijing.



I wear a cap and a scarf today.

Bob is in London.



I feel cold today.
I wear a coat, a scarf and a cap.



Jack is in Singapore.



I wear a T-shirt and shorts today.



Assessment III

A Listen and tick

Name	<input type="checkbox"/> Jane	<input type="checkbox"/> Nancy
Age	<input type="checkbox"/> 9	<input type="checkbox"/> 10
Wears	<input type="checkbox"/> a green and yellow sweater	<input type="checkbox"/> a blue and white sweater
	<input type="checkbox"/> grey trousers	<input type="checkbox"/> blue trousers
Likes	<input type="checkbox"/> noodles	<input type="checkbox"/> dumplings

B Listen and write.

NAME	SCORE
Horse	86
Cow	
Hen	
Duck	
Cat	
Dog	

Mr Horse, your score is 86.



C Look, read and circle.

1. The scarf is blue and white. It's long.



2. He is my brother. He wears a brown and yellow sweater.



3. The girl likes white and green. She wears a green skirt and white shoes.



D Read and write (T) or (F).

Boy: Hello. Can I help you?

Woman: Yes. How much is the red hat?

Boy: It's forty *yuan*.

Woman: How much is the yellow skirt?

Boy: It's thirty-five *yuan*.

Woman: I'd like the hat and the skirt. How much are they?

Boy: Er, I don't know.

Woman: Is this your clothes shop?

Boy: No!

Woman: Whose is it?

Boy: It's my grandma's.

1. The jacket is 45 *yuan*. ()
2. The shirt is 35 *yuan*. ()
3. It isn't the boy's shop. ()
4. It's the boy's grandma's clothes shop. ()
5. The hat and the skirt are eighty *yuan*. ()

E I can do it!

Draw a 😊 if you can do it. Draw a ☹️ if you can't.

1. Say whose it is.

Whose is this?



It's Anne's.



2. Talk about your friends' clothes.

Dino, your red and green scarf looks very nice.



Thank you.



F I like to do it!

Draw a 😊 if you like to do it. Draw a ☹️ if you don't.

1. Count from one to one hundred.

One, two, three...
one hundred.



2. Chant and act out the rhymes you like.




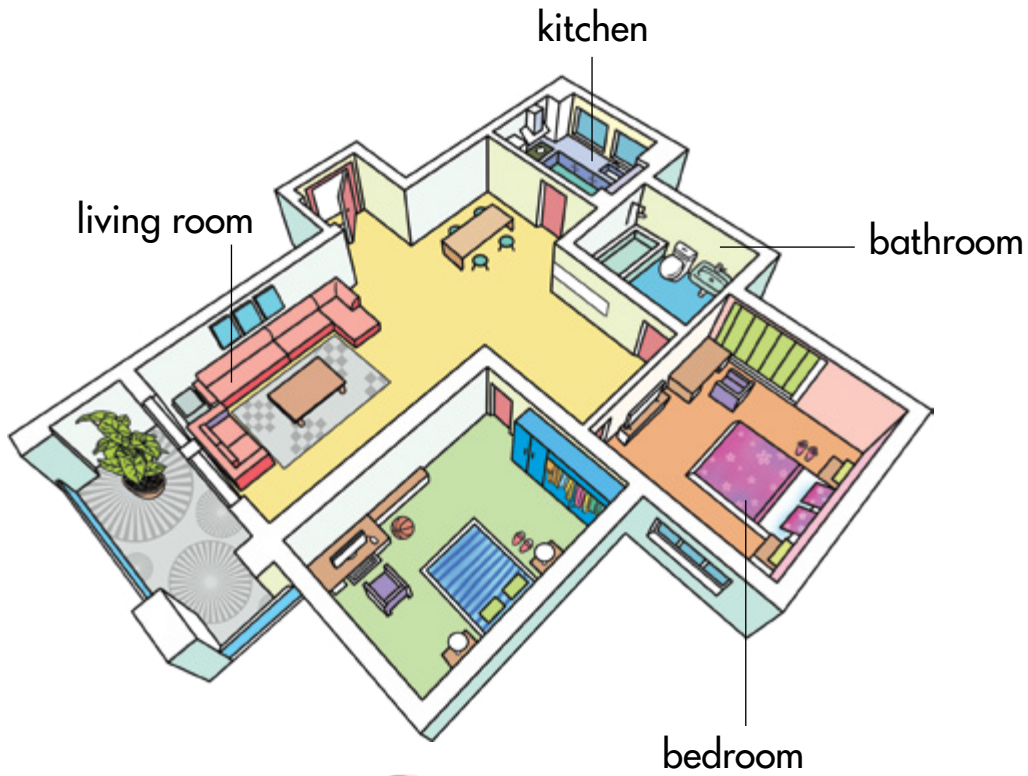

Unit 10

Welcome to our home!

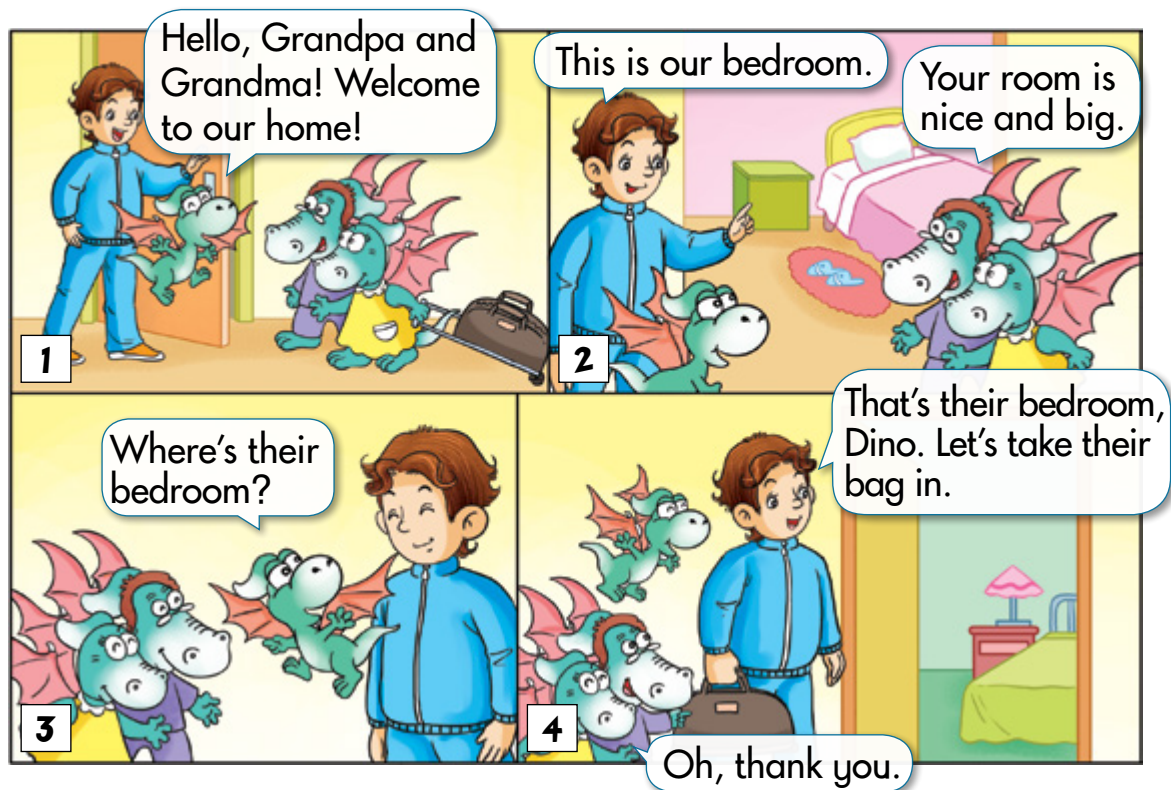
A

Let's Listen and Say



B**Let's Learn****C****Let's Act**

D Let's Read




E Let's Read and Write

I'm Dino's brother. I live in a small house. My bedroom is clean. It is blue. My brother's bedroom is yellow. There is a living room. It's red.

Colour the rooms in his home.

Let's write.

1. I live in _____.
2. There is a _____.
3. It's _____.
4. My bedroom is _____.
5. My brother's bedroom is _____.



F Let's Chant

Ww

The walls are white.
The windows are white.
Mr White likes white.
So, they are white.



G Let's Have Fun

Paul always puts his glasses in the wrong places. Help Paul to find his glasses. Listen and tick ☒.




Welcome to our home!

Welcome to our home!

Unit 11

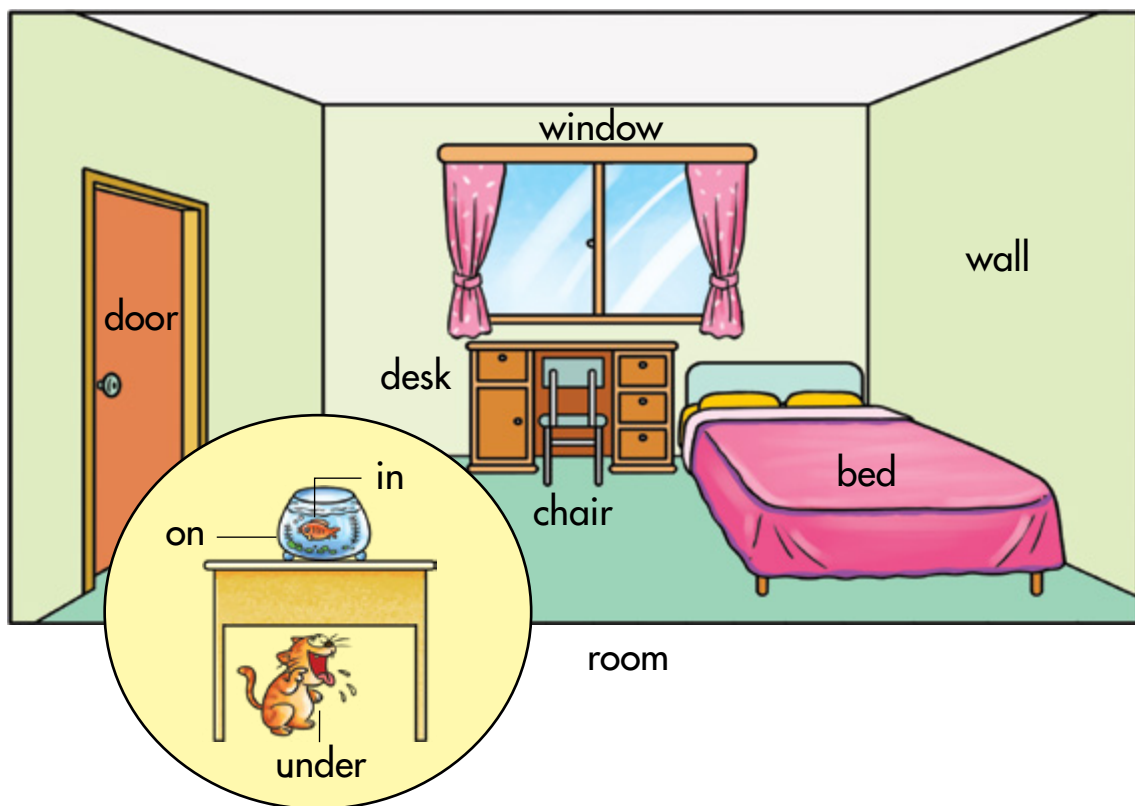
Where's the cat?

A Let's Listen and Say




B

Let's Learn



C

Let's Act



D Let's Read




E Let's Read and Write

Where are Kate's pets? Spot is on her bed. Dick is under her desk. She opens the door of the kitchen. Jerry is there. But where is Harry? He is in the bathroom. He wants to have a bath.

Let's write.

Where are Kate's pets?

1. Dick is under Kate's desk.
2. Spot is on her _____.
3. Harry is _____.
4. Jerry is _____.



F Let's Chant

Xx

Rex has six boxes.
There are six axes.
Rex opens the six boxes
To take the six axes.



G Let's Have Fun

Listen and choose the correct picture.

1.



2.



3.



4.



Where's the cat?

Where's the cat?

Unit 12

Peter can jump high.

A

Let's Listen and Say



B Let's Learn



jump high



jump far



swim fast



run fast




fly high

C Let's Act

<p>1</p> <p>Anne, can you swim?</p> <p>Yes, I can.</p> 	<p>2</p> <p>Peter, can you run fast?</p> <p>Yes, I can.</p>  <p>3</p> <p>Amy, can you jump high?</p> <p>Yes, I can.</p> 
--	--

D Let's Read



E Let's Read and Write

Kate has a pet bird. The bird can do many things. He can sing and dance. He can fly. He can say, "Good morning!" He can jump and walk. He cannot swim. Kate loves her pet.

Let's write.



1. He can _____.

2. He can _____.



3. He can _____.

4. He cannot _____.



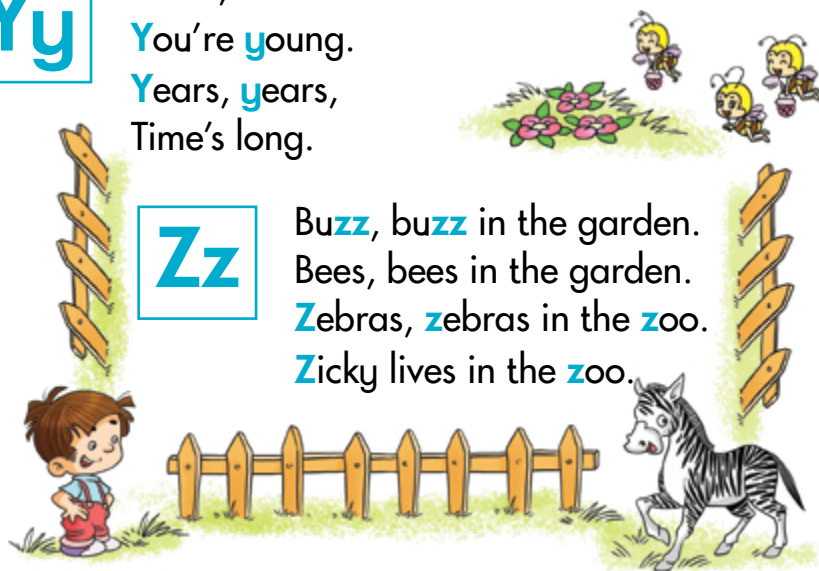
F Let's Chant

Yy

Yeats, Yeats!
You're young.
Years, years,
Time's long.

Zz

Buzz, buzz in the garden.
Bees, bees in the garden.
Zebras, zebras in the zoo.
Zicky lives in the zoo.



G Let's Have Fun

Complete the sentences with the words "feet" "hands" "eyes" and "mouth".

1. I can play football with my _____.
2. I can write with my _____.
3. I can look with my _____.
4. I can draw with my _____.
5. I can talk with my _____.
6. I can jump with my _____.
7. I can clap with my _____.
8. I can tap with my _____.
9. I can read with my _____.
10. I can skip with my _____.



Peter can jump high.

Peter can jump high.


Let's Know More



Homes



This is a room in a Chinese home. People can see the beautiful garden.



This is an attic bedroom. It is in an American home.




This is an old kitchen. It is in France.



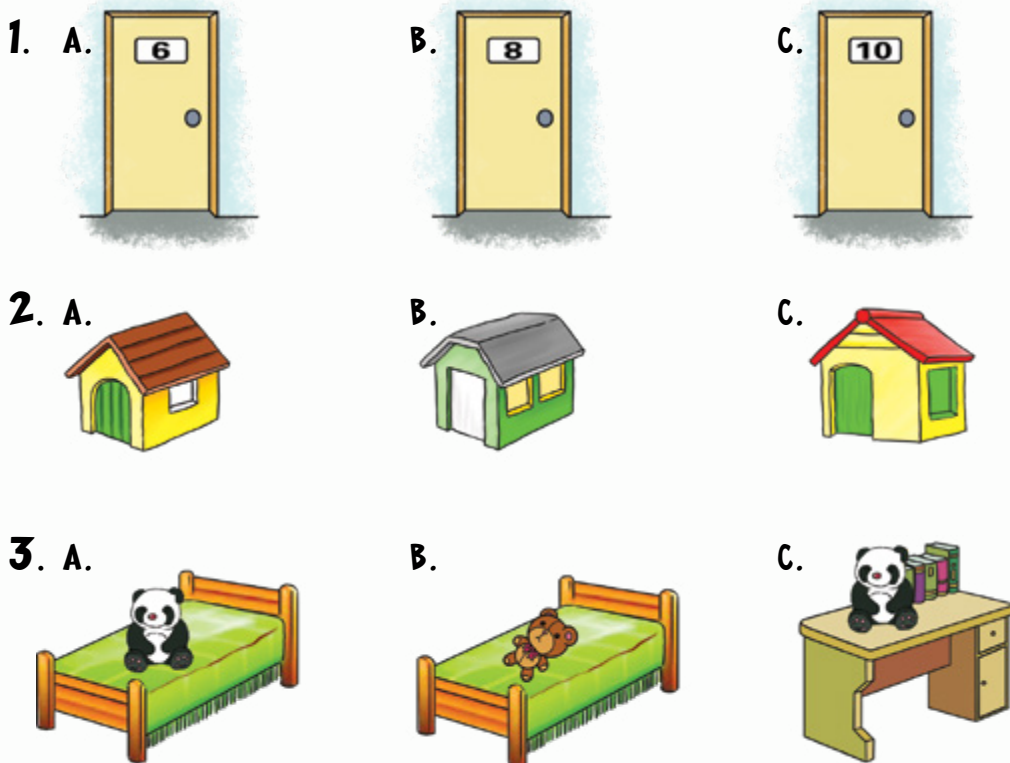
This is a living room. It is in a small house in England.

Assessment IV

A Listen and tick ☒



B Listen and circle.



C Read and match.

1. I can jump high.




2. I can run fast.



3. I can fly high.



4. I can swim fast.



5. I can jump far.



D Read and write.



I am Tom. I have a small room, but my room is very nice. There is a small b_____. It's brown. There is a big chair. It's w_____. And there is a yellow d_____. I read at the desk. Can you find my toy car? It's beside the w_____.

E I can do it!

Draw a 😊 if you can do it. Draw a ☹️ if you can't.

1. Ask where things are.

Where's my wallet?



2. Say what you can do.

I can swim fast.



F I like to do it!

Draw a 😊 if you like to do it. Draw a ☹️ if you don't.

1. Introduce your home.



2. Chant and act out the rhymes you like.



Let's Read More




Stories
from
Around
the
World



Big Bird and Little Fish

Fendi is a little fish. He lives in a big, blue sea. One day, Fendi swims a long way from his home. He gets lost. He can't find his father and mother. That afternoon, a little girl catches Fendi. She puts him in her fish tank. Fendi is very sad.


One day, a big bird flies to the window. Fendi jumps into the big bird's mouth. The bird flies to the big, blue sea. Fendi jumps out of his mouth and into the water. He says, "Thank you very much!" Fendi is happy to see his mother and father. He swims away with them. They are a happy family again.



▲ A big bird comes to take Fendi home.

Activity

Number the pictures.



Guess, Check
and Learn

get lost | fish tank

Let's Read More



Stories
from
Around
the
World



The Sword in the Stone

This is a story about King Arthur of England.

Arthur is a very smart boy. He's eleven. One day, Arthur sees a sword in a stone. Arthur thinks, "How can a beautiful sword get into a big stone?" He pulls and it comes right out. But, Arthur doesn't take the sword home. It isn't his. So, he puts it back into the stone.

Then, a wise old man comes to the town. His name is Merlin. He asks everyone to try to pull the sword out of the stone. No one can do it. Arthur says, "I can."

Arthur pulls it out. Merlin reads the words on the sword, "Pull me out and you will be the king." That is how Arthur becomes the new king.



▲ Arthur finds a sword in a stone.

Activity

Circle your answer.

You find something. It is not yours. What do you do?

Keep it.

Don't tell anyone.

Take it home.

Don't take it.

Guess, Check
and Learn

king | smart | sword | stone | pull | wise

Word List I

Unit 1

meet 见面；碰到

Unit 2

circle 圆

square 正方形

line 线；直线

dot 点

Unit 3

funny 好玩的；有趣的

strong 强壮的

small 小的

mouse 老鼠

Unit 4

these 这些

flower 花

children child的复数

those 那些

egg 蛋

tree 树

grass 草

sheep 绵羊

Unit 5

noodle(s) 面条（复数）

hungry 饥饿的

dumpling 饺子

milk 牛奶

bread 面包

rice 大米；米饭

biscuit 饼干

Unit 6

turn 转弯

right 右边；右边的

left 左边；左边的

we	我们
policemen	policeman的复数
up	向上
down	向下

Unit 7

whose	谁的
wallet	钱包
bag	包；手提包
scarf	围巾
key	钥匙
hat	(有边的) 帽子
mobile phone	手机

Unit 8

wear	穿着；戴着
sweater	套头毛衣
dancer	跳舞的人

shoe(s)	鞋子 (复数)
her	她的
brown	棕色；棕色的
grey	灰色；灰色的
sock(s)	袜子 (复数)
skirt	短裙

Unit 9

one hundred	一百
right	正确的
wrong	错误的
forty-six	四十六
fifty-four	五十四
homework	家庭作业
twenty	二十
thirty	三十
forty	四十
fifty	五十

sixty 六十

seventy 七十

eighty 八十

ninety 九十

Unit 10

welcome 欢迎

our 我们的

home 家

come 来; 来到

living room 客厅

kitchen 厨房

bathroom 浴室

bedroom 卧室

Unit 11

where 在哪里

under 在……下面

table 桌子

in 在……里面

on 在……上面

window 窗户

door 门

desk 书桌; 写字台

chair 椅子

wall 墙

bed 床

room 房间

Unit 12

can 能够

jump 跳跃

high 高的; 高地

run 跑; 跑步

fast 快的; 快地

far 远的; 远地

swim 游泳

fly 飞; 飞行

Word List II

(注：黑体单词要求学生能听、说、认读；白体单词只作听、说要求)

Unit		Page	Unit		Page
A			4 children	child的复数	17
9 add	把……相加；	42	2 circle	圆	5
	计算……的总和		10 clean	干净的；	51
1 age	年纪	3		清洁的	
3 animal	动物	11	7 clothes	衣服；衣物	35
3 ask	问	11	10 come	来；来到	49
			4 cry	哭	19
			9 cute	可爱的；	43
				乖巧的	
B			D		
4 bad	坏的	19	5 dance	跳舞；舞蹈	23
7 bag	包；手提包	34	8 dancer	跳舞的人	37
11 bath	洗澡	55	11 desk	书桌；写字台	54
10 bathroom	浴室	50	11 door	门	54
11 bed	床	54	2 dot	点	6
10 bedroom	卧室	50	6 down	向下	26
5 biscuit	饼干	22	2 draw	画画	7
7 box	盒子	34	5 dumpling	饺子	21
5 bread	面包	21	E		
4 broken	被打破的	19	5 eat	吃	23
8 brown	棕色；棕色的	38	4 egg	蛋	17
			9 eighty	八十	42
C					
5 can	能够	23			
11 chair	椅子	54			

Unit Page

F

12	far	远的; 远地	57
6	fast	快的; 快速地	27
5	fat	胖的	23
9	fifty	五十	41
9	fifty-four	五十四	41
5	fish	鱼	23
2	flag	旗子	7
4	flower	花	17
12	fly	飞; 飞行	58
9	forty	四十	41
9	forty-six	四十六	41
8	friend	朋友	39
9	from...to	从……到	42

(表示数量增加或减少)

3	funny	好玩的; 有趣的	9
---	-------	----------	---

G

6	game	游戏	25
1	grade	年级	3
10	grandparent	(外) 祖父/母	49
4	grass	草	18
8	grey	灰色; 灰色的	38
6	guess	猜	25

H

3	has	有	11
---	-----	---	----

Unit Page

7	hat	(有边的) 帽子	34
8	her	她的	37
11	hide	躲藏	55
11	hide-and-seek	捉迷藏	55
12	high	高的; 高地	57
10	home	家	49
9	homework	家庭作业	42
5	hungry	饥饿的	21

I

1	in	在……里面	3
---	----	-------	---

J

12	jump	跳跃	57
----	------	----	----

K

7	key	钥匙	34
10	kitchen	厨房	50

L

2	land	土地; 陆地	7
3	lazy	懒惰的	11
6	left	左边; 左边的	25
6	let	让	25
6	let's=let us	让我们	25
2	line	线; 直线	6

Unit			Page
10	live	居住	51
10	living room	客厅	49
4	lovely	可爱的	19

M

3	many	许多	11
3	may	可以	11
1	meet	见面; 碰到	1
5	milk	牛奶	21
9	missing	缺少的	43
7	mobile phone	手机	34
3	mouse	老鼠	10
5	much	多的	23

N

9	ninety	九十	42
10	No.=number		49
5	noodle(s)	面条(复数)	21
1	note	笔记	3
1	number	号码; 数字	3

O

11	of	……的	55
11	on	在……上面	54
9	one hundred	一百	41
4	other	其他的	19

Unit			Page
10	our	我们的	49
4	outing	短途旅游; 远足	17

P

7	pet	宠物	35
6	play	玩	25
6	policemen	policeman 的复数	25
7	put	把……放在; 安置	34

R

4	rabbit	兔子	19
5	rice	大米; 米饭	21
3	right	右边; 右边的; 正确的	11
10	room	房间	51
6	run	跑; 跑步	27

S

3	say	说; 讲	11
7	scarf	围巾	34
9	seventy	七十	42
4	sheep	绵羊	18
8	shoe(s)	鞋子(复数)	37

Unit Page

5	sing	唱歌	23
9	sixty	六十	42
8	skirt	短裙	38
3	small	小的	10
8	sock(s)	袜子(复数)	38
6	soldier	士兵	25
9	spell	拼写	43
2	square	正方形	5
7	strange	奇怪的	35
3	strong	强壮的	9
9	sum	总数	43
1	sunshine	阳光	3
8	sweater	套头毛衣	37
12	swim	游泳	57

T

11	table	桌子	53
10	take	拿; 取	51
11	tape	用胶带粘贴	54
6	teach	教	27
7	their	他(她; 它)们的	35
6	then	然后	27
4	these	这些	17
7	thing	东西; 事情	34
9	thirty	三十	42

Unit Page

4	those	那些	17
6	traffic	交通	25
4	tree	树	18
6	turn	转弯	25

U

11	under	在……下面	53
6	up	向上	26

V

7	very much	非常	33
---	-----------	----	----

W

12	walk	行走; 步行	59
11	wall	墙	54
7	wallet	钱包	33
6	we	我们	25
7	wear	穿着; 戴着	35
10	welcome	欢迎	49
11	where	在哪里	53
7	whose	谁的	33
11	window	窗户	54
9	wrong	错误的	41

Z

3	zoo	动物园	11
---	-----	-----	----

Structures

(注：蓝体单词为五级词汇)

Unit 1



Nice

Glad


to

meet

see

you!

Unit 2



What's

this?
that?

It's a

circle.
line.
square.




Structures



Unit 3

Look at this elephant.
It's big.



Look at

this
that

elephant.
monkey.
tiger.
bird.
mouse.

It's

big.
funny.
strong.
beautiful.
small.

Unit 4

These are flowers.



Yes. They are
beautiful!

These
Those

are

flowers.
trees.
eggs.
birds.

Structures

Unit 5



I like noodles.
I don't like rice.

I

like
don't like

noodles.
rice.
milk.
dumplings.
biscuits.
bread.

Unit 6



Turn


left!
right!



Structures



Unit 7




Whose is this?

It's my

wallet.
hat.
scarf.
bag.
key.
mobile phone.

Unit 8



She wears a

white and black
brown and grey

sweater.
skirt.

Structures

Unit 9

Please think again.
Forty-six and fifty-four is...



Forty-six and fifty-four
Thirty and seventy

is one **hundred**.

Unit 10

This is my bedroom.
It's small.



Welcome to our home!

This is my

bedroom.
living room.
bathroom.
kitchen.



Structures



Unit 11



Where's the cat?

She's in the kitchen.
under the table.

Unit 12

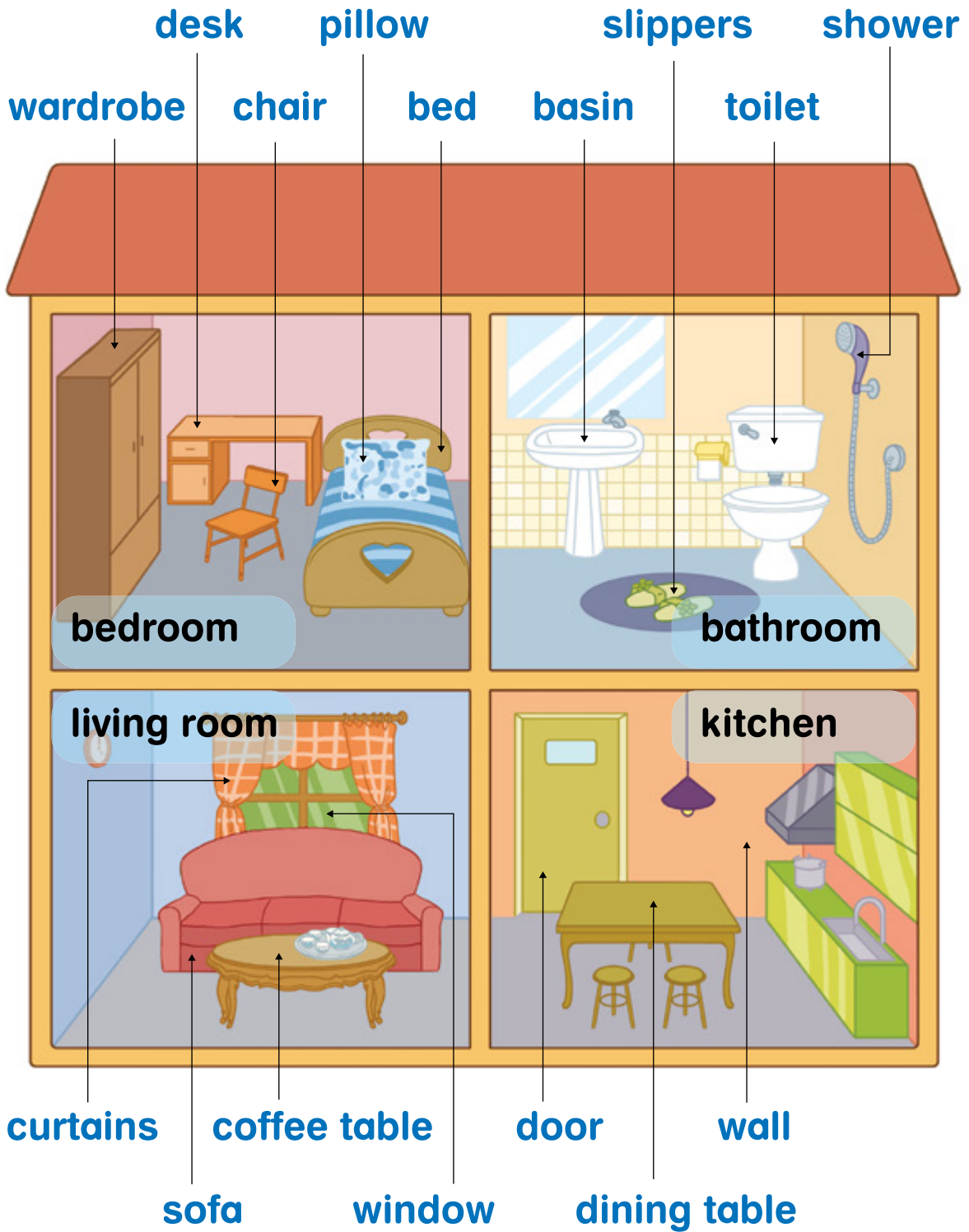


Peter
Lingling
Anne
Dongdong
It

can

jump high.
run fast.
jump far.
swim fast.
fly high.

Things in the Home



Numbers

11 - eleven

30 - thirty

12 - twelve

40 - forty

13 - thirteen

50 - fifty

14 - fourteen

60 - sixty

15 - fifteen

70 - seventy

16 - sixteen

80 - eighty

17 - seventeen

90 - ninety

18 - eighteen

100 - one hundred

19 - nineteen

101 - one hundred and one

20 - twenty

21 - twenty-one

Self-Assessment



Very good!



OK!



Try hard!

Units	Results		
Unit 1	 ()	 ()	 ()
Unit 2	 ()	 ()	 ()
Unit 3	 ()	 ()	 ()
Unit 4	 ()	 ()	 ()
Unit 5	 ()	 ()	 ()
Unit 6	 ()	 ()	 ()
Unit 7	 ()	 ()	 ()
Unit 8	 ()	 ()	 ()
Unit 9	 ()	 ()	 ()
Unit 10	 ()	 ()	 ()
Unit 11	 ()	 ()	 ()
Unit 12	 ()	 ()	 ()