



义 务 教 育 教 科 书

# 英语

(一年级起点)

五 年 级 上 册



外语教学与研究出版社



义 务 教 育 教 科 书

# 英语

(一年级起点)

## 五 年 级 上 册

主 编: 陈 琳 Printha Ellis (英)

副主编: 鲁子问



外语教学与研究出版社

FOREIGN LANGUAGE TEACHING AND RESEARCH PRESS

北京 BEIJING

Name ( 姓名 ): \_\_\_\_\_ Class ( 班级 ): \_\_\_\_\_ School ( 学校 ): \_\_\_\_\_

出 版 人：徐建忠  
项目统筹：王 芳     **Charlotte Liu**（加）  
项目策划：徐秀芝     申 蓓  
项目负责：申 蓓     陈海燕     邢印姝     **Mary-Jane Newton**（德）  
责任编辑：王 凡     杨小微  
绘制设计：金 妮     张春玲

英语（一年级起点）  
五年级上册 学生用书  
主编：陈 琳     **Printha Ellis**（英）

**基础教育出版分社：**

地 址：北京市西三环北路19号 外研社大厦 基础教育出版分社（100089）  
咨询电话：010-88819666（编辑部）/ 88819688（市场部）  
传 真：010-88819422（编辑部）/ 88819423（市场部）  
电子信箱：beed@fltrp.com  
购书电话：010-88819928/9929/9930（邮购部）  
购书传真：010-88819428（邮购部）





# 前言

各位同学，你们好！欢迎大家学习本套英语教材！

2000年，外语教学与研究出版社与麦克米伦出版（中国）有限公司依据国家《义务教育 英语课程标准（实验稿）》共同组织开发了本套教材；作为我国第一套中小学“一条龙”英语教材，本套教材已出版使用十余年。2011年，基于新颁布的国家《义务教育 英语课程标准（2011年版）》，我们对教材进行了认真修订。

在修订后的小学教材中，我们为同学们保留了大家熟悉并喜爱的四个小伙伴——中国学生大明和玲玲、英国学生Sam和Amy，还增加了其他一些人物和小动物。他们会带领大家在一系列有趣的故事、对话、游戏、活动和歌曲中学习英语。

修订后的教材每册包括10个学习模块（Module）、一个复习模块（Review Module）、四个单词表、一个补充阅读（Reading for Pleasure）版块以及一个综合运用实践项目（Project）。每个学习模块分两个单元（Unit），一般情况下，第一单元呈现本模块所要学习的语言内容，第二单元提供若干任务型（Task-based）活动，包括一首歌曲、歌谣或韵句。学习模块的课文中呈现了一些语法内容，但不要求老师做理论的讲解，更不要求大家孤立地、脱离语境地掌握，只希望大家初步学会在恰当的语境中运用包含这些语法的句子。这一原则也希望老师在教学过程中以及家长在辅导孩子学习的时候注意。复习模块对前面10个模块所学的内容进行综合和融合性复习，使大家的语言知识和相应的语言技能得到进一步的巩固与提高。教材有四个单词表，包括：分模块按出现顺序收录的单词，按字母顺序收录的全书单词，歌曲、歌谣或韵句中出现的单词以及人名、地名。在歌曲、歌谣或韵句中出现的词，只要求理解，不要求学会运用。补充阅读为大家选用了篇幅短小、内容丰富、形式多样的材料。教材最后设计了一个综合运用实践项目，供同学们根据兴趣自由选择使用。

本套教材同时还配有对应的网络教材，可供同学们在线学习使用。

同学们，希望大家积极尝试，大胆实践，主动学做教材中的英语活动，努力学唱英语歌曲、歌谣和韵句。相信你们会在参与活动、完成任务的过程中体会到学习英语的乐趣，实现英语的灵活运用和自由交际。





NEW STANDARD ENGLISH

# Contents



## Module 1

Unit 1 There wasn't a clock here before. .... 2

Unit 2 There are tall trees now. .... 5

## Module 2

Unit 1 This one is heavy. .... 8

Unit 2 They sell many different things. .... 11

## Module 3

Unit 1 Today is Halloween. .... 14

Unit 2 Easter is in spring in the UK. .... 17

## Module 4

Unit 1 We're going to tell stories. .... 20

Unit 2 I'm going to be eleven. .... 23

## Module 5

Unit 1 It's mine! .... 26

Unit 2 Amy's blue dress is wet. .... 29

## Module 6

Unit 1 You can play basketball well. .... 32

Unit 2 They got seventy points. .... 35

## Module 7

Unit 1 His dog can help him. .... 38

Unit 2 It could find the people. .... 41



## Module 8

Unit 1 Children often sit around tables. ....	44
Unit 2 There are lots of games. ....	47

## Module 9

Unit 1 Are you sad? ....	50
Unit 2 She was very happy. ....	53

## Module 10

Unit 1 You should tidy your toys. ....	56
Unit 2 You shouldn't be late. ....	59

## Review Module

Unit 1 ....	62
Unit 2 ....	64

## Words and Expressions in Each Module ..... 66

## Word List ..... 68

## Words and Expressions in Songs and Chants ..... 71

## Proper Nouns ..... 71

## Reading for Pleasure

The Elves and the Shoemaker ..... 72
Harvest Festival ..... 76
Singing Colours ..... 82

## Project

Masks ..... 90
----------------





# MODULE

# 1

Unit

1

## There wasn't a clock here before.

### 1. Listen and chant.



This was the pig's house.  
There was a big mouse.



This is the cat's house.  
There isn't a mouse.

### 2. Listen, read and act out.



*Lingling is in London with Sam and Amy.*


**Lingling:** You were in China for two years. Does London look different now?

**Amy:** Yes, it does.



**Amy:** This park is different.  
There weren't any  
benches here before.

**Sam:** There was a house.



**Sam:** Look! There's a clock.  
There wasn't a clock  
here before.

**Lingling:** There is one now.  
There are birds, too.

**Lingling:** Do you like the park  
now?

**Amy:** Yes, I do. We can  
feed the birds.

**Sam:** Then let's feed them.

**Amy and Lingling:** Great!



# Unit 1 MODULE 1

## 3. Listen and say.

**Amy:** There weren't any benches here before.

**Sam:** There was a house.



**Sam:** There wasn't a clock here before.  
**Lingling:** There is one now.



## 4. Practise.

there wasn't

there weren't

there is

there are



**A:** There weren't any benches here before.

**B:** There are benches now.



Before

Now

Before

Now

Before

Now




## There are tall trees now.

### 1. Look, listen and say.


There wasn't a child in my family.

There are three children now.

They are my brothers and me.



### 2. Listen and read.



Look at the pictures of our school. There were lots of little trees before. There are tall trees now. There was a small playground before. There is a big playground now.

How about your school?



## 3. Look and say.

A: There were small desks in the classroom before.

B: There are big desks in the classroom now.



## 4. Listen and say. Then sing.



### THERE WAS A CHICKEN



## 5. Find the differences and say.



A: There was/wasn't... / There were/weren't...

B: There is/isn't... / There are/aren't...



## 6. Draw and write.



Talk about the changes at your school.



There wasn't/weren't...  
here before. But there  
is/are... now.






# MODULE 2

Unit

1

## This one is heavy.

### 1. Look, listen and say.



### 2. Listen, read and act out.

**Amy:** Come on, Lingling. Let's go to the supermarket.

**Lingling:** Great! Let's go!



**Lingling:** Oh, what a big supermarket!

**Amy:** Yes, it is. There are many sweets over there.

**Sam:** And there is a lot of fruit, too.



**Ms Smart:** Please help me put the bags in the car.


**Lingling:** This one is heavy. I can't carry it.

**Sam:** Let me help you.



**Ms Smart:** You are helpful children.  
Have an ice cream.

**Lingling, Amy and Sam:** Thank you!





## 3. Listen and say.



**Amy:** There are many sweets.  
**Sam:** There is a lot of fruit, too.



**Lingling:** This one is heavy.

## 4. Practise.

This car is big.



There is a lot of fruit.



# MODULE 2

Unit

2

## They sell many different things.

### 1. Look, listen and say.



### 2. Listen and read.

Many English supermarkets are very big. They sell many different things. They sell food, clothes, toys and CDs. They sell many things from China, too.

Sometimes there are restaurants at the supermarkets.

Many families go to the supermarkets together.





## 3. Read and write.



This supermarket is very big.

It sells many different things.

## 4. Listen and say. Then chant.



Supermarkets sell sweets.  
They sell fruit, too.  
Some sell nice clothes  
for me and for you.

They sell many different things  
like CDs and toys.  
They sell lots of goodies  
for all of us, girls and boys.



### 5. Follow and say.



### 6. Draw and say.

*Introduce your favourite shop to the class.*







# MODULE

# 3

Unit

1

## Today is Halloween.

### 1. Listen and chant.



Trick or treat?  
Give me a sweet!  
Happy Halloween!  
Here are your sweets.




### 2. Listen, read and act out.



**Amy:** Lingling, today is Halloween.

**Lingling:** What's that?

**Amy:** It's an autumn festival in the UK. It's really fun.



*That night...*

**Amy, Sam and Lingling:** Trick or treat?

**Neighbour:** You look so scary!  
 Here are some sweets.

**Amy, Sam and Lingling:** Thank you!





### 3. Listen and say.



Halloween is an autumn festival in the UK. It's really fun.



Children go to their neighbours' houses and ask, "Trick or treat?"

### 4. Practise.



**A:** What do children do at Halloween?

**B:** They...

**A:** What do their neighbours do?


**B:** They...



## Unit 2

## Easter is in spring in the UK.

### 1. Look, listen and say.



### 2. Listen and read.

Look at these children's hats. There are toy chicks and flowers on the hats. Do you know why? They are Easter hats. Easter is in spring in the UK. People give children chocolate eggs. They are Easter eggs. Some Easter eggs are big and some are small. Sometimes there are small eggs in the big eggs!





### 3. Now ask and answer.



- What is on the children's hats?
- When is Easter in the UK?
- What do people give children?
- What is sometimes in the big eggs?




### 4. Listen and say. Then chant.



Festivals are fun.  
Festivals are fine.  
We can eat lots of yummy foods  
and have a fabulous time.  
Hooray, woo hoo!

Do you love festivals, too?  
There's Christmas and Halloween,  
the Spring Festival and the Mid-Autumn Festival.  
Hooray, woo hoo!  
Lots and lots to do!

### 5. Do and say.



### 6. Do and say.



*Make a poster about a festival and introduce it to the class.*







# MODULE

# 4

Unit

1

## We're going to tell stories.

1. Look, listen and say. 



2. Listen, read and act out. 



**Lingling:** What's this?

**Amy:** It's an invitation to my birthday party. I'm going to be eleven.

**Lingling:** What are we going to do?

**Amy:** We're going to have lunch together.


**Lingling:** Are you going to have a birthday cake?

**Amy:** Yes, I am. Mum is going to make a birthday cake for me.



**Sam:** After lunch, we're going to tell stories.

**Amy:** And then we're going to see a film.




**Ms Smart:** But before that, you are going to help me tidy up!

**Sam, Amy and Lingling:** Oh yes!



**3. Listen and say.**

**Lingling:** What are we going to do?  
**Amy:** We're going to have lunch together.



**Lingling:** What are we going to do?  
**Sam:** We're going to tell stories.

**4. Practise.**

*What are they going to do at the weekend?*

**Things They Are Going to Do at the Weekend**



# MODULE 4

## Unit 2

### I'm going to be eleven.

#### 1. Look, listen and say.



#### 2. Listen and read.

Dear Lingling,

I'm going to be eleven. Please come to my birthday party!

At: 15 Marling Street, London  
On: Sunday, 2nd November  
From: 11:00 AM  
To: 2:00 PM

Can you come? Please reply.

Amy





## 3. Read and write.



I'm going to play football  
on Saturday.




## 4. Listen and say. Then sing.



**IT'S FANGFANG'S BIRTHDAY TODAY**

It's Fangfang's birthday today. Let's  
all sing hip, hip, hooray! She's going to  
be eleven. Let's party, eat, drink and  
play. We're going to play lots of games  
with toy cars, trains and planes. We're going to  
laugh and have fun, come sunshine or come rain!

### 5. Make funny sentences.



Xiaoyong is going to play football in the river.



### 6. Write an invitation.



Dear \_\_\_\_\_,

I am going to be \_\_\_\_\_.

Please come to my \_\_\_\_\_ party.

At: \_\_\_\_\_

On: \_\_\_\_\_

From: \_\_\_\_\_

To: \_\_\_\_\_

Can you come? Please reply.

\_\_\_\_\_



# MODULE




Unit

1

## It's mine!

### 1. Look, listen and say.



### 2. Listen, read and act out.

**Sam:** It's mine!

**Amy:** It isn't yours, Sam.


It's mine!

**Ms Smart:** What's the matter?

**Amy:** Sam wants to wear  
my T-shirt.







**Sam:** But it isn't hers.

It's mine!


**Amy:** It isn't his.

It's mine!

**Ms Smart:** But both your red T-shirts are there. They are wet. Look!

**Sam:** Then whose T-shirt is it?

**Lingling:** It's mine. Look!



**Sam:** I'm sorry, Lingling.

And I'm sorry, Amy.


**Amy:** I'm sorry, too.

**Lingling:** That's OK.

### 3. Listen and say.



**Sam:** It isn't hers.  
**Amy:** It isn't his.




**Sam:** Whose T-shirt is it?  
**Lingling:** It's mine.

### 4. Practise.



## Amy's blue dress is wet.

### 1. Listen and chant.



### 2. Listen and read.

It's raining. The children are running home. Look! Amy's blue dress is wet. Lingling's favourite skirt is dirty. Sam's shoes are wet and dirty. Tom is laughing! Oh, but the workers are still working.






**3. Look and say.**

Mengmeng's car is new.



Mengmeng



Qiqi




Xiaojun



Panpan



Xiaoyong



Mingming

**4. Listen and say. Then chant.**

"It's mine!  
It's mine!"  
the short man said.  
"It isn't yours at all."

"Yes, it is,"  
the tall man said.  
"You are too,  
too small."



### 5. Remember and say.



**Boy:** This bag is hers.

**Girl:** Yes, it's mine.



**Girl:** This hat is his.

**Boy:** No, it isn't mine!

### 6. Act it out. Ask and answer.



*At the lost-and-found.*








# MODULE 6

## Unit 1

### You can play basketball well.

#### 1. Listen and chant.



Look at the birds  
up in the sky!  
How can they fly  
so fast and so high?


#### 2. Listen, read and act out.



**Amy:** Lingling, do you want to play basketball?  
**Lingling:** Yes, I do. But I can't play well.







**Sam:** Can you run fast?


**Lingling:** No, I can't.



**Amy:** But you can jump really high!

**Lingling:** That's true!

*After the match...*



**Sam:** Hooray! We're the winners!

**Amy:** You're great, Lingling. Our team got eighty points and you got twenty points!


**Sam:** You can play basketball well, Lingling. I'm your first fan!

**Lingling:** Thank you.

## 3. Listen and say.



**Sam:** Can you run fast?  
**Lingling:** No, I can't.



**Amy:** You can jump really high.  
**Sam:** You can play basketball well.

## 4. Practise.

*Talk about yourself.*

play basketball well


run fast

play football well

jump high

I can play basketball well.

I can run fast.



## Unit 2

## They got seventy points.

### 1. Look, listen and say.



### 2. Listen and read.

Yesterday, Sam, Amy and Lingling played basketball in the park. They got seventy points. The other team got sixty-four points.


Sam got thirty-six points. Amy got thirteen points. And Lingling got twenty-one points. Their team won! They were very happy!





## 3. Listen and point.

He got thirty-six points.




## 4. Listen and say. Then sing.



### CAN YOU PLAY BASKETBALL VERY WELL?



## 5. Look, try and say.



## 6. Do and say.



*Form a class basketball team.*





# MODULE



Unit

1

## His dog can help him.

### 1. Listen and chant.

Dogs are clever.

Dogs are cute.

They can help a lot.

Dogs are useful.

Dogs are cool.

They can do a lot.



### 2. Listen, read and act out.



**Amy:** Look! There's a TV show about dogs.

**Lingling:** Great! I love dogs.






**TV presenter:** In the UK, many blind people have special dogs. This man is blind. His dog can help him.



**Lingling:** This dog is very clever!  
Can Fifi help blind people?

**Amy:** Let's see!




**Lingling:** Fifi, help!

**Amy:** No, he can't.  
He only wants to play!



## 3. Listen and say.




This man is blind.  
His dog can help him.



**Lingling:** Can Fifi help blind people?

**Amy:** No, he can't. He only wants to play.

## 4. Practise.



## It could find the people.

### 1. Look, listen and say.



### 2. Listen and read.






# Unit 2 MODULE 7

## 3. Read and write.

Then



Now



The girl couldn't walk then.

The girl can walk now.



Then



Now



\_\_\_\_\_

\_\_\_\_\_

## 4. Listen and say. Then sing.



### A GOOD FRIEND



I can't sing and I can't dance. I can't fly to the moon. But



I can be a very good friend, a very good friend to you.



I can't row a boat or bake a cake. I can't ride a bike. But



I can be a very good friend, a very good friend to you.



I can't read and I can't write. I can't speak a word. But



I can be a very good friend to you. Woof, woof, woof!



### 5. Ask and answer. Then remember and say.



### 6. Draw and say.





# MODULE



Unit

1

## Children often sit around tables.

### 1. Listen and chant.

- Welcome to my party.
- It starts at seven.
- ★ Welcome to my party.
- ★ It finishes at eleven.



### 2. Listen and read.





15 Marling Street

London, NW2

UK

Dear Daming,

Yesterday, I went to Sam and Amy's school. I took some photos there.


In the UK, children often sit around tables in class. We sit in lines in China. They sing songs together every morning. We do morning exercises.

In the UK, school often starts at 9 o'clock and finishes at half past three. In China, we usually start school at 8 o'clock and finish at 4 o'clock.

School is fun here. But I miss my friends back in China.


Love,

Lingling



# Unit 1 MODULE 8

## 3. Listen and say.



In the UK, children often sit around tables in class. We sit in lines in China.




They sing songs together every morning. We do morning exercises.

## 4. Practise.

**A:** In the UK, they often start school at 9 o'clock.


**B:** In China, we usually start school at 8 o'clock.





## There are lots of games.

### 1. Listen and chant.



I won't go to the park.  
I'll study hard.  
My books are open now.  
It's the right time to start.



### 2. Listen and read.



This is an English school. There are children's paintings on the walls.



There are lots of games. The students can have fun at break time.



English children study hard. They do homework every day.



**3. Read and write.***Talk about yourself.*

I get up at seven. \_\_\_\_\_

**4. Listen and say. Then sing.****I GET UP IN THE MORNING**

I get up in the morning. I get ready for school.



I love morning exercises. They are cool, cool, cool! I



learn. I talk. I play. I love going to school. I



always enjoy my day because it's cool, cool, cool!




## 5. Find the differences and say.



**A:** There are two pencils in Picture A.

**B:** There is one pencil in Picture B.



## 6. Draw and write.



*Introduce your school to your friends.*



This is my school...

---



---



---



---



---



---





# MODULE

# 9

## Unit 1

## Are you sad?

### 1. Look, listen and say.



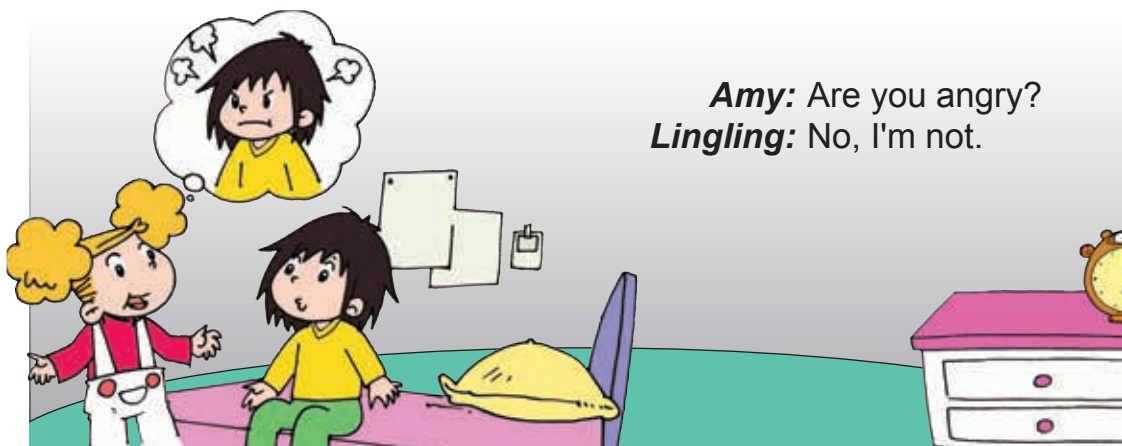
### 2. Listen, read and act out.



**Amy:** What's the matter, Lingling? Are you sad?

**Lingling:** No, I'm not.





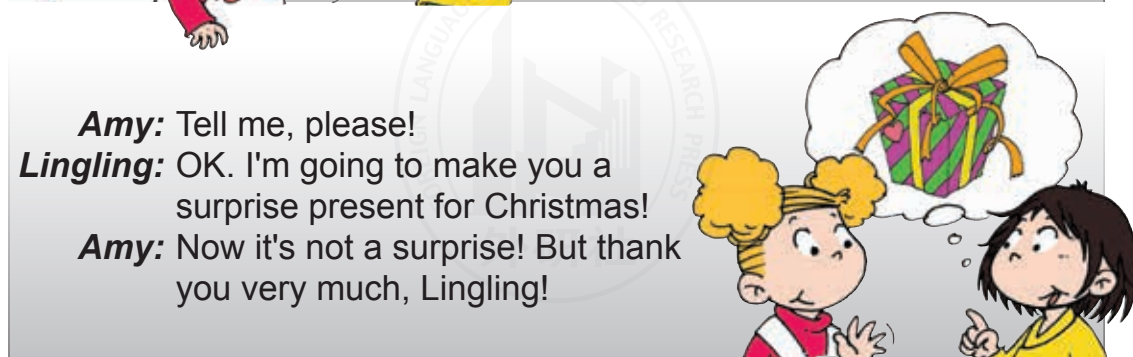
**Amy:** Are you angry?  
**Lingling:** No, I'm not.



**Amy:** Are you bored?  
 Do you want to play with my doll?  
**Lingling:** No, I'm not bored.



**Amy:** So what's the matter?  
**Lingling:** Nothing. I'm thinking.  
**Amy:** What are you thinking about?  
**Lingling:** It's a secret, Amy.



**Amy:** Tell me, please!  
**Lingling:** OK. I'm going to make you a surprise present for Christmas!  
**Amy:** Now it's not a surprise! But thank you very much, Lingling!

### 3. Listen and say.



**Amy:** Are you sad?  
**Lingling:** No, I'm not.



**Amy:** What's the matter?  
**Lingling:** Nothing.

### 4. Practise.

Look, ask and answer.



sad

bored

angry

happy

**A:** Is she sad?

**B:** Yes, she is.



## Unit 2

## She was very happy.

### 1. Look, listen and say.



### 2. Listen and read.



After that, she was hungry. She ate the cake with her mum. She was very thirsty. So she drank some water.





## 3. Read and write.



She was sad.




## 4. Listen and say. Then sing.



### YOU ARE HAPPY

You are happy and you know it, clap your hands.  
 You are happy and you know it, stamp your feet.  
 You are happy and you know it, And you really really want to show it. You are happy and you know it, clap your hands. You are happy and you know it, stamp your feet.



### 5. Mime, ask and answer.



### 6. Say and act.






# MODULE 10

Unit

1

## You should tidy your toys.

### 1. Look, listen and say.



### 2. Listen, read and act out.

**Amy:** Mum, Tom is making a mess.

**Ms Smart:** Tom, you shouldn't play with the CDs!

**Tom:** I'm sorry, Mum.

**Ms Smart:** And you shouldn't take the books down.

**Tom:** I know. Sorry.





**Ms Smart:** Tom, you should tidy your toys.

**Lingling:** We'll help you, Tom.

**Tom:** Thanks, Lingling.




**Ms Smart:** Wow! The room is clean now.  
What a good boy!

**Tom:** Yes. I'm a good boy now.

**Ms Smart:** And thanks for your help, girls.

**Amy and Lingling:** You're welcome.



## 3. Listen and say.



**Ms Smart:** You shouldn't play with the CDs!  
**Tom:** I'm sorry.



**Ms Smart:** You should tidy your toys.

## 4. Practise.

You should/shouldn't...



✗



✓



✓



✓



✗



✗



# MODULE 10

Unit

2

## You shouldn't be late.

### 1. Look, listen and say.



### 2. Listen and read.



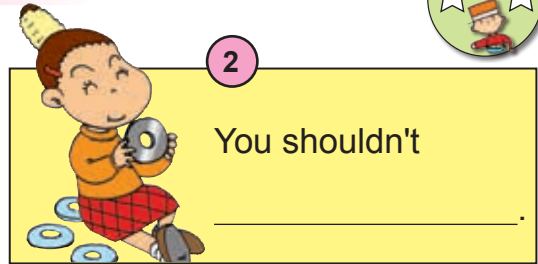

#### Class Rules

- You shouldn't be late.
- You should bring your books to class.
- You should listen in class.
- You should work hard.
- You should be kind.
- You should be helpful.





### 3. Read and write.



### 4. Listen and say. Then chant.



"You shouldn't jump on the bed," my big sister said.

"You could fall off the bed and bump your head!"

"You shouldn't jump on the bed," my mother said.

"You could fall off the bed and bump your head!"


But I jumped and I jumped and I jumped on the bed.

And I fell off the bed and I bumped my head.



### 5. Do and say.

You should/shouldn't...



### 6. Think and write.

Make your class rules. Use "should" and "shouldn't".



#### Class Rules

- 1) \_\_\_\_\_
- 2) \_\_\_\_\_
- 3) \_\_\_\_\_
- 4) \_\_\_\_\_

# Unit 1 REVIEW MODULE

## 1. Read and say.



This is my bag. It's mine.



This is your hat. It's...



This is his coat. It's...



This is her book. It's...

## 2. Look, ask and answer.

*Talk about yourself.*



Can you make a cake?

Yes, I can.



### 3. Act and guess.



happy

sad

angry

tired

bored

hungry


thirsty



### 4. Do and say.



*Bring a photo of you to class and talk about it.*




# Unit 2 REVIEW MODULE

## 1. Look and say.

A: She shouldn't put the books on the desk.

B: She should put the books in the bag.



## 2. Read and say.

Li Ming is going to do exercise next Monday.



### Li Ming's Weekly Plan

Monday: Do exercise

Tuesday: Read books

Wednesday: See a film

Thursday: Listen to music

Friday: Clean my room

Saturday: Wash my clothes

Sunday: Have my birthday party



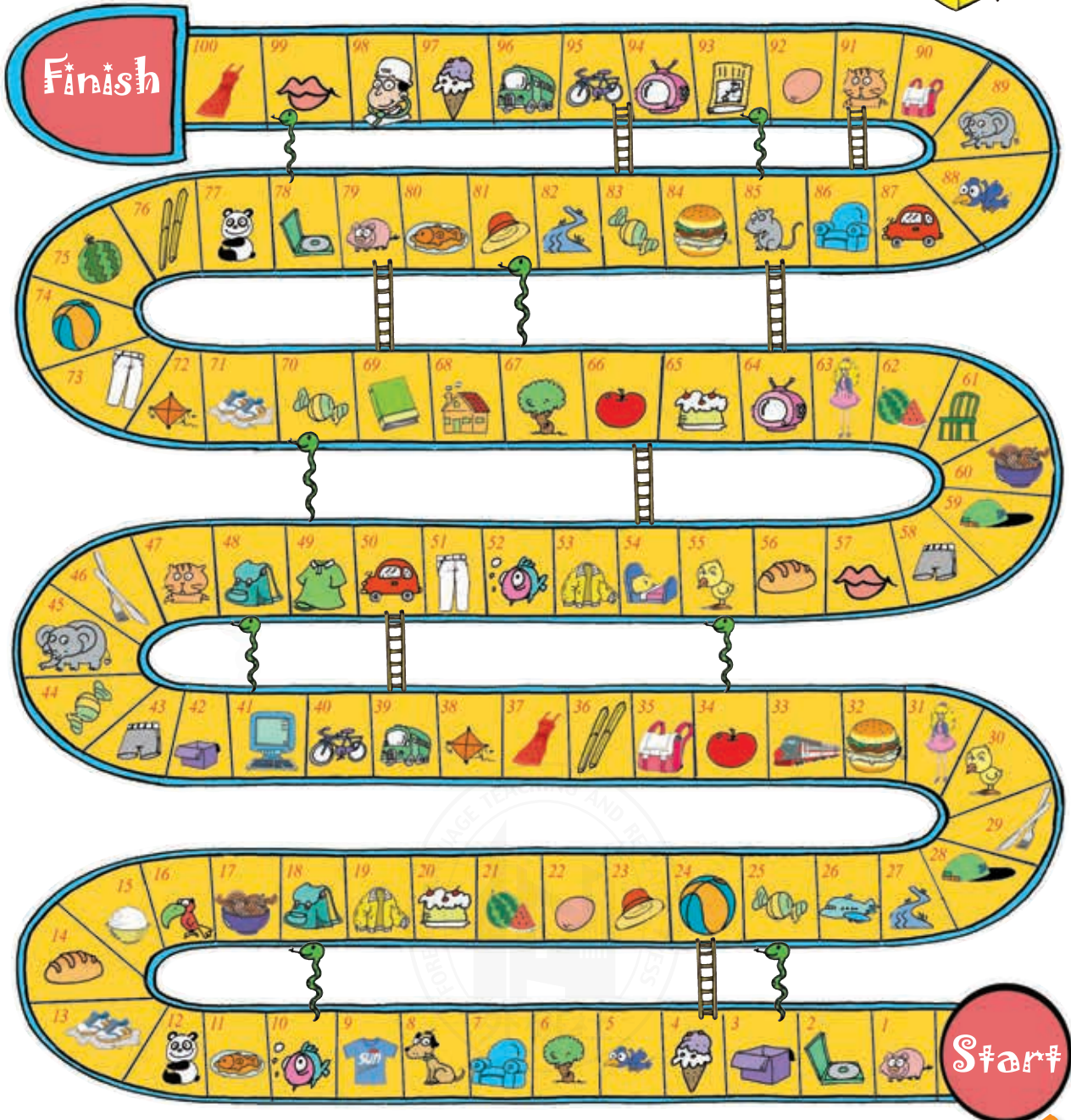
### 3. Do and say.

Go up the ladders! Go down the snakes!

**A:** I've got four. I'm on number four. There's an ice cream.

**B:** Go up!

**A:** I'm on number twenty-four. There's a ball.



Start





# Words and Expressions in Each Module

## Module 1

for 达, 计

different 不同的

\*bench 长凳

then 那么, 就

playground 操场, 运动场

## Module 2

heavy 重的

let 允许, 让

sell 卖, 销售

sometimes 有时

## Module 3

\*Halloween 万圣节前夕

\*trick or treat 不请吃就捣蛋  
(万圣节前夕孩子们挨家挨户  
要糖吃时说的话)

give 给, 送

festival 节日

\*scary 吓人的, 可怕的

\*mask 面具

neighbour 邻居

night 夜晚, 夜间

\*Easter 复活节

\*chick 小鸡

chocolate 巧克力

## Module 4

stories (story的复数形式) 故事

\*invitation 请帖

tidy up 收拾, 整理

November 十一月

from (表示时间) 从……起

to 直到

reply 回答, 答复

## Module 5

mine 我的

whose 谁的

yours 你的; 你们的

hers 她的

both 两……(都),  
两个……(都)

wet 湿的

That's OK. 没关系。

take away 移走, 拿走

worker 工人

still 还, 仍然

## Module 6

well 好; 熟练地

high 高高地



true 真实的, 确实的  
got (get的过去式) 得到  
eighty 八十  
point 分数  
fan 狂热爱好者, 迷  
seventy 七十  
sixty 六十

## Module 7

useful 有用的  
show (电视或广播) 节目  
\*presenter (电视或广播节目  
的) 主持人  
blind 失明的  
could (can的过去式) 能  
speak 说 (某种语言)  
fire 火灾, 失火  
inside 在……里面  
\*firefighter 消防队员  
couldn't = could not 不能

## Module 8

often 经常  
around 围绕, 环绕  
start 开始  
line 行, 排, 列  
half 一半  
past 晚于, 过 (几点)  
miss 想念

study 学习  
open 开着的  
wall 墙  
have fun 玩得开心  
break 课间休息

## Module 9

nothing 没有事情, 没有东西  
think 思考; 想, 觉得  
drank (drink的过去式)  
喝, 饮

## Module 10

should 应该  
go to bed 上床睡觉  
shouldn't = should not 不应该  
take down 取下, 拿下  
clean 干净的  
rule 规则, 规章  
kind 友好的, 善意的, 体贴的

(注: 黑体词为义务教育英语课程  
标准二级词汇, 标有\*的词为  
五级词汇表外的词汇)



# Word List

## Aa

around 围绕, 环绕

## Bb

\*bench 长凳

blind 失明的

both 两……(都),  
两个……(都)

break 课间休息

## Cc

\*chick 小鸡

chocolate 巧克力

clean 干净的

could (can的过去式) 能

couldn't = could not 不能

## Dd

different 不同的

drank (drink的过去式)  
喝, 饮

## Ee

\*Easter 复活节

eighty 八十

## Ff

fan 狂热爱好者, 迷

festival 节日

fire 火灾, 失火

\*firefighter 消防队员

for 达, 计

from (表示时间) 从……起

## Gg

give 给, 送

go to bed 上床睡觉

got (get的过去式) 得到

## Hh

half 一半

\*Halloween 万圣节前夕

have fun 玩得开心

heavy 重的

hers 她的

high 高高地



## Ii

inside 在……里面

\*invitation 请帖

## Kk

kind 友好的, 善意的, 体贴的

## Ll

let 允许, 让

line 行, 排, 列

## Mm

\*mask 面具

mine 我的

miss 想念

## Nn

neighbour 邻居

night 夜晚, 夜间

nothing 没有事情, 没有东西

November 十一月

## Oo

often 经常

open 开着的

## Pp

past 晚于, 过(几点)

playground 操场, 运动场

point 分数

\*presenter (电视或广播节目的)主持人

## Rr

reply 回答, 答复

rule 规则, 规章

## Ss

\*scary 吓人的, 可怕的

sell 卖, 销售

seventy 七十

should 应该

shouldn't = should not 不应该

show (电视或广播)节目

sixty 六十

sometimes 有时

speak 说(某种语言)

start 开始

still 还, 仍然



stories (story的复数形式)

故事

study 学习

## Tt

take away 移走, 拿走

take down 取下, 拿下

That's OK. 没关系。

then 那么, 就

think 思考; 想, 觉得

tidy up 收拾, 整理

to 直到

\*trick or treat 不请吃就捣蛋

(万圣节前夕孩子们挨家挨户要糖吃时说的话)

true 真实的, 确实的

## Uu

useful 有用的

## Ww

wall 墙

well 好; 熟练地

wet 湿的

whose 谁的

worker 工人

## Yy

yours 你的; 你们的



# Words and Expressions in Songs and Chants

air 天空；空中

at all 根本

bake 烘，烤，焙

enjoy 喜爱；享受

fabulous 极好的

fine 很好的，不错的

goodies (goody的复数形式)  
好吃的东西

hip, hip, hooray 希普，希普，  
万岁（齐声喝彩欢呼或表示  
赞许时喊的词语）

party 尽情欢乐

show 表现出，表露

the Mid-Autumn Festival  
中秋节

the Spring Festival 春节

word 词，单词；字

yummy 美味的，可口的

## Proper Nouns

### Names

Matt 马特


### Places

Marling Street 马林街



# Reading for Pleasure

## The Elves and the Shoemaker



There was a shoe shop. The shoemaker made the shoes. He was very poor. He didn't have much money. He had only one piece of leather for one pair of shoes.



That night, the shoemaker put the leather on the table. Then he went to bed.

# Reading for Pleasure



The next day, he saw a new pair of shoes on the table. He was very excited and very happy. Soon a man came into the shop. He bought the shoes. Now the shoemaker had some money.



The shoemaker bought some more leather. He put it on the table. Then he went to bed.

# Reading for Pleasure



The next day, there were two new pairs of shoes on the table.



That night, the shoemaker hid behind the door. He saw two little elves make the shoes.



# Reading for Pleasure



The shoemaker wanted to say "Thank you". He made some little clothes for them. He also cooked them a big dinner.

At night, the elves came to the shop again. This time, there wasn't any leather. But they were very happy to find the new clothes and food.



## Word List

elves (elf的复数形式)

小精灵

shoemaker 鞋匠

poor 贫穷的

money 金钱

leather 皮革



# Reading for Pleasure

## Harvest Festival

In September, every school in the UK has a harvest festival. Children take food to school for a special lesson. The teacher talks about the food. After class, the children give the food to old people near the school.

"What did you bring?" Sara asks Mark. "An egg," he says.  
"What did you bring?" "A bag of rice," she says.





# Reading for Pleasure


They give their food to the teacher. "Sit down, children," says the teacher. "We'll learn about food and where it comes from." "That's easy!" shouts Jenny. "Food comes from the supermarket." "That's right," the teacher says. "But where does the supermarket get the food?" The children sit quietly. They don't know. They live in the city. They know about buses and traffic lights, but they don't know about farms.





# Reading for Pleasure

The teacher picks up a carton of milk. "Where does milk come from?" The children are quiet. They don't know. Sara remembers a picture in her book. "A cow?" she says. "Good," says the teacher.



# Reading for Pleasure


The teacher picks up the bag of rice. "Where does rice come from?" The children are quiet. Nobody knows. "Does it grow on a tree?" asks Stan. "No, it doesn't grow on a tree. It grows on the ground," answers the teacher. "What country does rice come from?" "The UK," all the children shout. "No," says the teacher. "Rice comes from other countries, such as China, India and Thailand."





# Reading for Pleasure

After the lesson, the children go into the school hall. All the classes are there. The students sing songs about farms, and read poems about animals. The headmaster tells them how hard farmers work to give everyone food. Sara and Mark read a poem. "Thank you farmers for the food so nice, for beans and apples and pears and rice."





# Reading for Pleasure

After school, they take the food to old people.



## Word List

harvest festival 收获节

lesson 一堂课

traffic light 交通信号灯, 红绿灯

pick up 拿起, 提起

carton 纸盒

India 印度

Thailand 泰国


headmaster 校长

bean 豆




# Reading for Pleasure

## Singing Colours



When I feel sad,  
I sing a blue tune  
about the cold, blue  
winter sky  
and the icy moon.



When I feel happy,  
I sing a golden tune  
about the summer sun  
in golden June.


# Reading for Pleasure



When I'm far away from you,  
I sing a silver tune.  
I know you too are looking  
at the silver moon.




# Reading for Pleasure



When I feel tired,  
my song is black as night.  
I sing about black skies  
and the clear moonlight.

# Reading for Pleasure



When I feel good,  
I sing a red tune.  
I sing about red dragons  
and big, red balloons.


# Reading for Pleasure



When I'm bored,  
my song is grey.  
I sing about grey raindrops  
on a rainy day.




# Reading for Pleasure



When I feel sick,  
my song is white.  
I sing about snow and mountains.  
Then I feel all right.

# Reading for Pleasure

When I feel hungry,  
I sing an orange tune  
and eat oranges and peaches  
beneath the big, bright moon.



# Reading for Pleasure



## Word List

blue 忧郁的

tune 曲调, 曲子

icy 冰冷的

golden 金色的

silver 银色的

clear 明亮的

moonlight 月光

grey 灰色的

raindrop 雨滴

rainy 多雨的

sick 生病的

snow 雪

all right 健康的, 没问题的


beneath 在……下面



# Project


## Masks

- 1. Draw and cut out circles from cards. Or you can use paper plates.**



- 2. Draw different faces on the cards or plates.**

*The faces can be happy, sad, bored, angry, hungry or thirsty.*

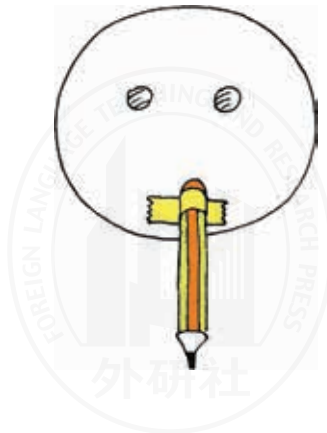


# Project

## 3. Decorate the masks with paper hair.




## 4. Cut holes for the eyes. Stick a pencil on the back to hold the mask.




# Project

## 5. Play with your masks.




A: I'm happy.  
B: I'm thirsty.  
C: I'm angry.



A: I want to sing and dance.  
B: I want some water.  
C: I want to stamp my feet.

## 6. Hold your masks and sing "You are happy".







## 后 记

既名为“后记”，一般应该是本教材使用完毕后才看到的吧。

那么，同学们，你们喜欢这套教材吗？大明、玲玲以及他们的小伙伴们是否让你们喜爱上了英语，并且帮助你们掌握了一定的英语运用能力呢？如果是这样，那就太好啦！希望你们在以后的英语学习中继续大胆地开口说英语——课上说、课下说；继续积极地参与各项语言活动。一句话，你们要尽量主动使用英语来表达意思和做事情，这样才能把英语学好。

可敬的老师们，感谢你们的辛勤劳动，以及你们为国家英语课程改革付出的努力和做出的贡献。在修订本套教材的过程中，我们也充分考虑了英语课程改革以及一线教学的需求。修订后的教材更加突出了英语课程工具性和人文性的统一，优化了各册的结构设计和内容安排，以使教学脉络更加清晰、梯度更加合理。

为了在最大程度上保证教材与课程标准的契合，便于一线教学使用，所有参与本套教材编写的人员均付出了艰辛的努力。在此我想特别感谢我的编写团队，没有他们的努力与付出，就没有本教材的问世。

本册教材的主要编写人员如下（中方编写人员按姓氏笔画排序）：

Naomi Simmons（英） Carlos Barcenas（英）

于业宏      王馨悦      孙 泓      张 琦      樊 波

你们的

二〇一二年春日





# New Standard English



绿色印刷产品

