



义务教育教科书

# 英语

(一年级起点)

三年级上册



外语教学与研究出版社



义 务 教 育 教 科 书

# 英语

(一年级起点)

## 三年级上册

主 编：陈 琳 Printha Ellis (英)

副主编：鲁子问



外语教学与研究出版社

FOREIGN LANGUAGE TEACHING AND RESEARCH PRESS

北京 BEIJING

Name (姓名): \_\_\_\_\_ Class (班级): \_\_\_\_\_ School (学校): \_\_\_\_\_

出版人：徐建忠  
项目统筹：王 芳   Charlotte Liu (加)  
项目策划：徐秀芝   申 蓓  
项目负责：申 蓓   陈海燕   邢印姝   Mary-Jane Newton (德)  
责任编辑：王 凡   郭跃渊  
绘制设计：金 妮   张春玲

英语（一年级起点）  
三年级上册 学生用书  
主编：陈 琳   Printha Ellis (英)

**基础教育出版分社：**

地 址：北京市西三环北路19号 外研社大厦 基础教育出版分社（100089）  
咨询电话：010-88819666（编辑部）/ 88819688（市场部）  
传 真：010-88819422（编辑部）/ 88819423（市场部）  
电子信箱：beed@fltrp.com  
购书电话：010-88819928/9929/9930（邮购部）  
购书传真：010-88819428（邮购部）





# 前 言

各位同学，你们好！欢迎大家学习本套英语教材！

2000年，外语教学与研究出版社与麦克米伦出版（中国）有限公司依据国家《义务教育 英语课程标准（实验稿）》共同组织开发了本套教材；作为我国第一套中小学“一条龙”英语教材，本套教材已出版使用十余年。2011年，基于新颁布的国家《义务教育 英语课程标准（2011年版）》，我们对教材进行了认真修订。

在修订后的小学教材中，我们为同学们保留了大家熟悉并喜爱的四个小伙伴——中国学生大明和玲玲、英国学生Sam和Amy，还增加了其他一些人物和小动物。他们会带领大家在一系列有趣的故事、对话、游戏、活动和歌曲中学习英语。

修订后的教材每册包括10个学习模块（Module）、一个复习模块（Review Module）、四个单词表、一个补充阅读（Reading for Pleasure）版块以及一个综合运用实践项目（Project）。每个学习模块分两个单元（Unit），一般情况下，第一单元呈现本模块所要学习的语言内容，第二单元提供若干任务型（Task-based）活动，包括一首歌曲、歌谣或韵句。学习模块的课文中呈现了一些语法内容，但不要求老师做理论的讲解，更不要求大家孤立地、脱离语境地掌握，只希望大家初步学会在恰当的语境中运用包含这些语法的句子。这一原则也希望老师在教学过程中以及家长在辅导孩子学习的时候注意。复习模块对前面10个模块所学的内容进行综合和融合性复习，使大家的语言知识和相应的语言技能得到进一步的巩固与提高。教材有四个单词表，包括：分模块按出现顺序收录的单词，按字母顺序收录的全书单词，歌曲、歌谣或韵句中出现的单词以及人名、地名。在歌曲、歌谣或韵句中出现的词，只要求理解，不要求学会运用。补充阅读为大家选用了篇幅短小、内容丰富、形式多样的材料。教材最后设计了一个综合运用实践项目，供同学们根据兴趣自由选择使用。

本套教材同时还配有对应的网络教材，可供同学们在线学习使用。

同学们，希望大家积极尝试，大胆实践，主动学做教材中的英语活动，努力学唱英语歌曲、歌谣和韵句。相信你们会在参与活动、完成任务的过程中体会到学习英语的乐趣，实现英语的灵活运用和自由交际。



NEW STANDARD ENGLISH



# Contents

## Module 1

Unit 1 Do you use chopsticks in the UK? .....	2
Unit 2 I'm eating hamburgers and chips. ....	5

## Module 2

Unit 1 We're making a cake. ....	8
Unit 2 I'm watching TV. ....	11

## Module 3

Unit 1 These ducks are very naughty! .....	14
Unit 2 The ducks are playing in the rain. ....	17

## Module 4

Unit 1 I can jump far. ....	20
Unit 2 What can you see? .....	23

## Module 5

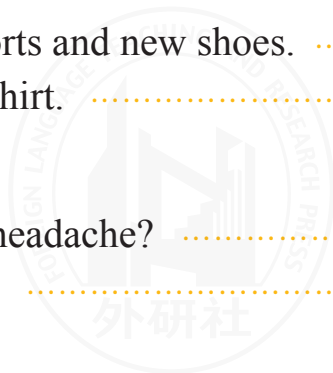
Unit 1 Can I have an ice cream? .....	26
Unit 2 Can I come in? .....	29

## Module 6

Unit 1 I've got new shorts and new shoes. ....	32
Unit 2 He's got a new shirt. ....	35

## Module 7

Unit 1 Have you got a headache? .....	38
Unit 2 She's got a cold. ....	41



## Module 8

Unit 1 This is Sam's book. ....	44
Unit 2 Is this your grandma's umbrella? ....	47

## Module 9

Unit 1 I'm going to do the long jump. ....	50
Unit 2 I'm going to be a driver. ....	53

## Module 10

Unit 1 Are you going to Hong Kong? ....	56
Unit 2 What are you going to see? ....	59

## Review Module

Unit 1 .....	62
Unit 2 .....	64

## Words and Expressions in Each Module ..... 66

## Word List ..... 69

## Words and Expressions in Songs and Chants ..... 72

## Proper Nouns ..... 73

## Reading for Pleasure

The Little Red Hen .....	74
--------------------------	----

## Project

Abilities .....	82
-----------------	----





# MODULE 1



## Unit 1

### Do you use chopsticks in the UK?

1 Listen, point and say.


Do you want rice?  
Do you want noodles?




Oh, you like meat.



2 Listen, point and find "Do you...?"







# MODULE 1

## Unit 1


### 3 Listen and say.



### 4 Practise.



chopsticks



a knife and fork



rice



noodles



# MODULE 1

## Unit 2

### I'm eating hamburgers and chips.

#### 1 Listen, point and say.



#### 2 Listen and say.




## Unit 2

### 3 Listen, point and say.



Daming is eating rice.  
He's using chopsticks.



### 4 Listen and say. Then chant.




You speak English.  
We speak Chinese.  
We use chopsticks.  
Try them, please.

We speak English.  
You speak Chinese.  
We use a knife and fork.  
Try them, please.



### 5 Mime and guess.



### 6 Do a survey.



Make a shopping list for the picnic.





# MODULE 2



## Unit 1

### We're making a cake.

#### 1 Listen, point and say.



#### 2 Listen, point and find "We're making..."





# MODULE 2

## Unit 1

### 3 Listen and say.



### 4 Practise.



cake



plane



kite



noodles



What are you doing?



# MODULE 2

## Unit 2

### I'm watching TV.

#### 1 Listen, point and say.



#### 2 Listen and say.



**Amy:** What are you doing, Mum?

**Mum:** I'm watching TV.


**Sam:** What are you doing, Dad?

**Dad:** I'm watering the flowers.

**Sam and Amy:** Please come and eat the cake now!

**Dad:** Aah. It's lovely.

**Mum:** Thank you, children.






# MODULE 2

## Unit 2

### 3 Look and say.



A cat is running.



### 4 Listen and say. Then sing.




## MAKE A CAKE



Make a cake. Make a cake. Put it on the



plate. Make a cake. Make a cake.



I can't wait!




### 5 Point, ask and answer.




A: (points to Picture 1) What's he doing?

B: He's doing his homework.

riding	eating	watching	walking	reading
doing	writing	sleeping	drawing	getting up



### 6 Do, ask and answer.





# MODULE 3



## Unit 1

### These ducks are very naughty!

1 Listen, point and say.



2 Listen, point and find "these, those".



Look at those ducks over there!

Let's feed the ducks. Where is the bread?

Here it is.



The ducks are coming now. They're naughty.



Oh no! These ducks are very naughty!

Get out!  
Get out!

Ha ha...



# MODULE 3

## Unit 1

### 3 Listen and say.

What are those?

They're dragon boats.



These ducks are very naughty.



### 4 Practise.



What are these?

What are those?



What are these?

They're books.




# MODULE 3

## Unit 2

### The ducks are playing in the rain.

#### 1 Listen and chant.



What are these?  
They are green trees.  
What are those?  
They are dragon boats.

#### 2 Listen and say.



Look, the ducks are playing in the rain.



What are they doing?

They're playing hide-and-seek.



These are hiding under the tree.



Those are hiding under the flowers.



# MODULE 3

## Unit 2

### 3 Look, ask and answer.



A: What are those?


B: They are dragon boats.




### 4 Listen and say. Then sing.



## ROW, ROW, ROW YOUR BOAT



Row, row, row your boat gently down the



stream. Merrily, merrily, merrily, merrily,





life is like a



dream.




### 5 Look and say.



### 6 Do and say.



Bring your photos to class and talk about them.







# MODULE 4



## Unit 1

### I can jump far.

1 Listen, point and say.



2 Listen, point and find "can, can't".





# MODULE 4

## Unit 1

### 3 Listen and say.



### 4 Practise.



# MODULE 4


## Unit 2

### What can you see?

#### 1 Listen, point and say.



#### 2 Listen and say.



# MODULE 4

## Unit 2




### 3 Point, ask and answer.



A: What can you see?

B: I can see a... The... can/can't...



### 4 Listen and say. Then sing.




## CAN YOU THROW IT VERY HIGH IN THE SKY?



Can you throw it very high in the sky, in the sky?



Can you throw it very high? High, high, high!



Can you throw it very far, very far, very far?



Can you throw it very far, like a racing car?



### 5 Choose and say.



eat

fly

cook


climb

plane

rice

tree


koala



### 6 Do, ask and answer.



What can you do?





# MODULE 5

## Unit 1




### Can I have an ice cream?

1 Listen, point and say.



2 Listen, point and find "can, can't".







# MODULE 5

## Unit 1


### 3 Listen and say.



### 4 Practise.

Yes, you can.

No, you can't.



# MODULE 5


## Unit 2

### Can I come in?

#### 1 Listen, point and say.



#### 2 Listen and say.




# MODULE 5

## Unit 2



### 3 Think, ask and answer.

● Grandma and Grandpa are sleeping. Can you...?




● It's snowing. Can you wear your...?

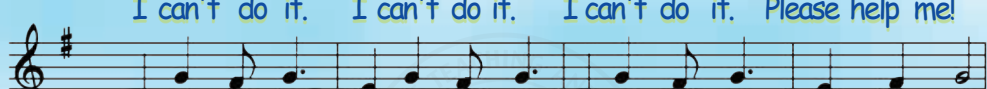



### 4 Listen and say. Then sing.



## I CAN'T DO IT

  
 I can't do it. I can't do it. I can't do it. Please help me!

  
 I can help you. I can help you. I can help you. Come with me!

  
 And together, and together, we can do it. Look and see.



### 5 Throw and say.



A: Can I fly a kite?

B: No, you can't.



### 6 Do, ask and answer.



Visit the school library.





# MODULE 6



## Unit 1

### I've got new shorts and new shoes.

#### 1 Listen, point and say.



#### 2 Listen, point and find "I've got..."





Be careful!



I'm sorry.




## Unit 1

### 3 Listen and say.



### 4 Practise.



# MODULE 6

## Unit 2

### He's got a new shirt.

#### 1 Listen, point and say.




#### 2 Listen and say.




This is Zhang Jie.  
He's got new trousers.



This is Qiqi.  
She's got a new dress.



This is Jiang Fei.  
She's got new shoes.



This is Xiaoxiao.  
He's got a new shirt.



## Unit 2



### 3 Find and say.

He's got a(n)...      She's got a(n)...



### 4 Listen and say. Then chant.

I've got a dog.  
You've got a cat.  
He's got a mouse.  
Look at that!

I've got a rabbit.  
You've got a snake.  
She's got a duck,  
there in the lake!

### 5 Read and guess.

It's got long ears. It can run. What is it?

It's got a very long nose. It's big. What is it?

It's got green eyes. It's black. What is it?

It's got two legs. It can fly. What is it?



### 6 Do and say.

Help the children.





# MODULE 7



## Unit 1

### Have you got a headache?

#### 1 Listen, point and say.

I'm hungry.



Have you got a stomach ache?



#### 2 Listen, point and find "Have you got...?"


Sam, are you sad?  
Are you ill?



Have you got a headache?

No,  
I haven't.





### 3 Listen and say.



### 4 Practise.

Mime and guess.



- headache
- stomach ache
- test



# MODULE 7

## Unit 2

### She's got a cold.

#### 1 Listen, point and say.



#### 2 Listen and say.

**Ms Smart:** Now class begins.  
Where's Jake?

**Lingling:** He's ill. He's got a cough.


**Ms Smart:** Has Sara got a cough, too?

**Lingling:** No, she hasn't. She's got a cold.

**Ms Smart:** Has Daming got a cold, too?

**Daming:** Sorry, I'm late.

**All:** Ha ha...



# MODULE 7

## Unit 2



### 3 Look, ask and answer.



Has he/she got...?

Yes, he/she has.

No, he/she hasn't.



headache



stomach ache



cold



cough



### 4 Listen and say. Then sing.



## HAS HE GOT A COLD?



Has he got a cold? No, he hasn't.



Has she got a cough? No, she hasn't.



Has she got a stomach ache? Yes, she has.




Has he got a headache? Yes, he has.






### 5 Guess and say.



### 6 Do and say.








# MODULE 8



## Unit 1

### This is Sam's book.

#### 1 Listen, point and say.




This is Bob. And this is Bob's house.



Oh no! It's the cat's house now!



#### 2 Listen, point and find "Sam's, Lingling's".





Hello, Lingling. I'm late!

Be careful, Sam!

Are you OK, Sam?

I've got a headache.





## Unit 1

### 3 Listen and say.




This is Sam's book.



They are not Lingling's toys.

### 4 Practise.

This is Sam's book.



# MODULE 8

## Unit 2

### Is this your grandma's umbrella?

#### 1 Listen, point and say.



This is my mum's cake. This is my dad's cake. This is my cake.



Oh, that's not your cake!



#### 2 Listen and say.



It's raining. Let's get an umbrella.

Which is your umbrella?



This is my dad's umbrella. And this is my mum's umbrella.



Is this your grandma's umbrella?

Yes, it is.



Is this your umbrella?

Yes, it is. Oh no! It's broken!



## Unit 2

### 3 Find and say.

This is Father Bear's bag. His bag is brown.



### 4 Listen and say. Then chant.



Is this Amy's cat,  
Amy's cat, Amy's cat?  
Is this Amy's cat?  
Please help it.

Is this Sam's dog,  
Sam's dog, Sam's dog?  
Is this Sam's dog?  
Please help it.





### 5 Guess and say.



### 6 Do, ask and answer.

*After a picnic.*





# MODULE 9




## Unit 1

### I'm going to do the long jump.

1 Listen, point and say.



2 Listen, point and find "going to".







## Unit 1

### 3 Listen and say.

I'm going to do the long jump.



Amy is going to do the high jump.



I'm going to run a race.



### 4 Practise.



On sports day, I'm going to...



- play football
- do the high jump
- play basketball
- do the long jump
- run a race

# MODULE 9


## Unit 2

### I'm going to be a driver.

#### 1 Listen, point and say.



#### 2 Listen and say.



# MODULE 9

## Unit 2

### 3 Look and say.



Talk about yourself.

I'm going to be a...



nurse



teacher



doctor



taxi driver



policeman

### 4 Listen and say. Then chant.



I'm going to be a driver.  
I'm going to drive a train.



I'm going to be a pilot.  
I'm going to fly a plane.



I'm going to be a doctor.  
I'm going to help the ill.



I'm going to be a nurse.  
I'm going to give the pills.

### 5 Follow and say.



I'm going to be a driver.

She's going to be a driver. And I'm going to be a doctor.




She's going to be a driver. He's going to be a doctor. And I'm...

...



### 6 Draw and say.

*Talk about yourself.*



I'm going to be a driver.



# MODULE 10



## Unit 1

### Are you going to Hong Kong?

1 Listen, point and say.



2 Listen, point and find "going to".





# MODULE 10

## Unit 1

### 3 Listen and say.



### 4 Practise.



ride a bike



play football



sing



dance



play basketball



read a book



# MODULE 10


## Unit 2

### What are you going to see?

#### 1 Listen, point and say.



#### 2 Listen and say.





# MODULE 10

## Unit 2




### 3 Look, ask and answer.

A: What are you going to do?  
B: I'm going to swim.

swim



visit Hainan



visit my grandfather



### 4 Listen and say. Then sing.



#### WHAT ARE YOU GOING TO DO TODAY?




What are you going to do today? I'm going to the park to play.



Are you going to play with Sam? No, I'm going to play with Anne.



Are you going to play football? No, we're going to play basketball.



Are you going to play with me?



Yes, OK, it's fun with three.



### 5 Think and follow.



What are you going to see at the zoo?



### 6 Make a class survey.



# REVIEW MODULE

## Unit 1

### 1 Listen and point. Then ask and answer.



A: What are they doing?

B: They're...

feeding

playing

rowing

eating




### 2 Do and talk.



A: Have you got...?

B: Yes, I have. / No, I haven't.



# REVIEW MODULE

## Unit 2

### 1 Look, ask and answer.



A: Can you swim?

B: Yes, I can.



### 2 Listen and number.



He's got a stomach ache.





### 3 Look, point and say.




This is a giraffe.

This is...

That is...

These are...

Those are...



### 4 Ask and answer.



Talk about yourself.



What are you going to do today?

I'm going to do my homework and...

# Words and Expressions in Each Module

## Module 1

use 使用

chopsticks (常复) 筷子

want 想要

hungry 饥饿的

mess 肮脏, 凌乱

hard 困难的

knife 刀

fork 叉

a knife and fork 一副刀叉

easy 容易的

hamburger 汉堡包

\*chips (常复) 炸薯条

grass 草

food 食物

fast food 快餐

## Module 2

make 制作

cake 蛋糕

mum 妈妈

dad 爸爸

quiet 安静的, 不出声的

water 给(植物)浇水; 水

lovely 可爱的

## Module 3

\*naughty 淘气的

paper 纸做的, 纸质的

boat 小船, 小舟

dragon boat 龙舟

people 人, 人们

row 划(船)

lake 湖

feed 喂, 为……提供食物

bread 面包

get out 走开, 离开

## Module 4

far 远

fast 快, 快速地

winner 胜利者

can't = cannot 不能

slow 慢的

fly 飞

\*koala 树袋熊, 考拉

climb 爬

cry 哭

### Module 5

drink 一杯(份)饮料

shop 商店

go out 外出

thanks 谢谢

library 图书馆, 图书室

worry 担心

### Module 6

have got 有

careful 小心的

wash 洗

has got (have got的第三人称  
单数形式) 有

pear 梨

\*peach 桃子

### Module 7

headache 头痛

stomach ache 胃痛; 腹痛

test 考试

Friday 星期五

clever 聪明的

cold 感冒

class 课

begin 开始

cough 咳嗽

### Module 8

bring 带来

umbrella 雨伞

get 拿, 取

which 哪一个

broken 损坏的





## Module 9

long jump 跳远

make friends 交朋友

sports day 运动日

**high** 高的

high jump 跳高

race 赛跑

run a race (参加)

赛跑

**star** 明星; 星

**uncle** 伯父; 叔父;

舅父; 姑父; 姨父

## Module 10

airport 飞机场


sea 大海

**visit** 拜访(某人),  
参观(某地)

Saturday 星期六

**film** 电影

(注: 黑体词为义务教育英语课程标准二级词汇, 标有\*的词为五级词汇表外的词汇)





# Word List

## Aa

airport 飞机场

## Bb

begin 开始

boat 小船, 小舟

dragon boat 龙舟

bread 面包

bring 带来

broken 损坏的

## Cc

cake 蛋糕

can't = cannot 不能

careful 小心的

\*chips (常复) 炸薯条

chopsticks (常复) 筷子

class 课

clever 聪明的

climb 爬

cold 感冒

cough 咳嗽

cry 哭

## Dd

dad 爸爸

drink 一杯(份)饮料

## Ee

easy 容易的

## Ff

far 远

fast 快, 快速地

feed 喂, 为……提供食物

film 电影

fly 飞

food 食物

fast food 快餐

fork 叉


a knife and fork 一副刀叉

Friday 星期五

## Gg

get 拿, 取

get out 走开, 离开



go out 外出

grass 草

## Hh

hamburger 汉堡包

hard 困难的

has got ( have got的第三人称  
单数形式) 有

have got 有

headache 头痛

high 高的

high jump 跳高

hungry 饥饿的

## Kk

knife 刀

\*koala 树袋熊, 考拉

## Ll

lake 湖

library 图书馆, 图书室

long jump 跳远

lovely 可爱的

## Mm

make 制作

make friends 交朋友

mess 肮脏, 凌乱

mum 妈妈

## Nn

\*naughty 淘气的

## Pp

paper 纸做的, 纸质的

\*peach 桃子

pear 梨

people 人, 人们

## Qq

quiet 安静的, 不出声的

## Rr

race 赛跑

run a race (参加) 赛跑

row 划(船)

## Ss

Saturday 星期六

sea 大海

shop 商店

slow 慢的

sports day 运动日

star 明星；星

stomach ache 胃痛；腹痛

## Tt

test 考试

thanks 谢谢

## Uu

umbrella 雨伞

uncle 伯父；叔父；舅父；

姑父；姨父

use 使用

## Vv

visit 拜访（某人），参观（某地）

## Ww

want 想要

wash 洗

water 给（植物）浇水；水

which 哪一个

winner 胜利者

worry 担心





# Words and Expressions in Songs and Chants

Chinese 汉语

dream 梦

drive 驾驶

English 英语

gently 轻柔地, 轻轻地

give 开药给某人

life 经历, 生活

merrily 愉快地, 欢快地

mouse 老鼠

pill 药片, 片剂

pilot 飞行员

plate 盘子, 碟子

put 放, 安放

racing car 赛车

someone 某人, 有人

speak 说(某种语言)

stream 小河, 小溪

throw 扔, 投

try 试, 试用

wait 等待





# Proper Nouns

## Names

Anne 安妮  
Jake 杰克  
Sara 萨拉

## Places

Hong Kong 香港

## Others

*The Monkey King*  
《大闹天宫》



# Reading for Pleasure


## The Little Red Hen



**Mouse, Pig and Cat:** What are you doing, Little Red Hen?

**Little Red Hen:** I'm working. Can you help me?

# Reading for Pleasure



**Mouse:** Sorry, I can't. I'm sleeping.

**Pig:** Sorry, I can't. I'm eating.

**Cat:** Sorry, I can't. I'm listening to music.




# Reading for Pleasure



**Mouse, Pig and Cat:** What are you doing, Little Red Hen?

**Little Red Hen:** I'm working. Can you help me?

# Reading for Pleasure




**Mouse:** Sorry, I can't. I'm watching TV.

**Pig:** Sorry, I can't. I'm reading.

**Cat:** Sorry, I can't. I'm doing a jigsaw.

# Reading for Pleasure



**Mouse, Pig and Cat:** What are you doing, Little Red Hen?

**Little Red Hen:** I'm working. Can you help me?

**Mouse, Pig and Cat:** No, we can't.

# Reading for Pleasure




**Mouse, Pig and Cat:** What are you doing, Little Red Hen?

**Little Red Hen:** Now I'm making a cake. Can you help me?

**Mouse, Pig and Cat:** Sorry, we can't.


# Reading for Pleasure



**Mouse, Pig and Cat:** What are you doing, Little Red Hen?

**Little Red Hen:** I'm eating my cake.

# Reading for Pleasure



**Mouse, Pig and Cat:** We like your cake!

**Little Red Hen:** You can't have it. You are lazy animals!

## Word List

hen 母鸡

jigsaw 拼图

lazy 懒惰的

# Project

## Abilities

- 1** Make a ball out of a sheet of paper. Use different colours. 




- 2** In groups, throw the balls high. 



- 3** Now throw them far. 




# Project

4 Write and draw things that you can and can't do well. 

CAN

CAN'T



5 Now talk about your chart. 





# 图例对照说明



answer



ask



chant



do/make/mime/  
practise/throw



draw/write



find



follow



guess



listen



look/read



number



point



say/talk



sing



think



## 后记

既名为“后记”，一般应该是本教材使用完毕后才看到的吧。

那么，同学们，你们喜欢这套教材吗？大明、玲玲以及他们的小伙伴们是否让你们喜爱上了英语，并且帮助你们掌握了一定的英语运用能力呢？如果是这样，那就太好啦！希望你们在以后的英语学习中继续大胆地开口说英语——课上说、课下说；继续积极地参与各项语言活动。一句话，你们要尽量主动使用英语来表达意思和做事情，这样才能把英语学好。

可敬的老师们，感谢你们的辛勤劳动，以及你们为国家英语课程改革付出的努力和做出的贡献。在修订本套教材的过程中，我们也充分考虑了英语课程改革以及一线教学的需求。修订后的教材更加突出了英语课程工具性和人文性的统一，优化了各册的结构设计和内容安排，以使教学脉络更加清晰、梯度更加合理。

为了在最大程度上保证教材与课程标准的契合，便于一线教学使用，所有参与本套教材编写的人员均付出了艰辛的努力。在此我想特别感谢我的编写团队，没有他们的努力与付出，就没有本教材的问世。

本册教材的主要编写人员如下（中方编写人员按姓氏笔画排序）：

Naomi Simmons（英） Carlos Barcenas（英）

于业宏      王馨悦      孙泓      张琦      樊波

你们的

二〇一二年春日





# New Standard English



绿色印刷产品

