



义 务 教 育 教 科 书

英语

(一年级起点)

五 年 级 下 册



外语教学与研究出版社



义 务 教 育 教 科 书

英语

(一年级起点)

五 年 级 下 册

主 编：陈 琳 Printha Ellis (英)

副主编：鲁子问



外语教学与研究出版社

FOREIGN LANGUAGE TEACHING AND RESEARCH PRESS

北京 BEIJING

Name (姓名): _____ Class (班级): _____ School (学校): _____

出 版 人：徐建忠
项目统筹：王 芳 **Charlotte Liu**（加）
项目策划：徐秀芝 申 蓓
项目负责：申 蓓 陈海燕 邢印姝 **Mary-Jane Newton**（德）
责任编辑：王 凡 杨小微
绘制设计：金 妮 张春玲

英语（一年级起点）
五年级下册 学生用书
主编：陈 琳 **Printha Ellis**（英）

基础教育出版分社：

地 址：北京市西三环北路19号 外研社大厦 基础教育出版分社（100089）
咨询电话：010-88819666（编辑部）/ 88819688（市场部）
传 真：010-88819422（编辑部）/ 88819423（市场部）
电子信箱：beed@fltrp.com
购书电话：010-88819928/9929/9930（邮购部）
购书传真：010-88819428（邮购部）





前言

各位同学，你们好！欢迎大家学习本套英语教材！

2000年，外语教学与研究出版社与麦克米伦出版（中国）有限公司依据国家《义务教育 英语课程标准（实验稿）》共同组织开发了本套教材；作为我国第一套中小学“一条龙”英语教材，本套教材已出版使用十余年。2011年，基于新颁布的国家《义务教育 英语课程标准（2011年版）》，我们对教材进行了认真修订。

在修订后的小学教材中，我们为同学们保留了大家熟悉并喜爱的四个小伙伴——中国学生大明和玲玲、英国学生Sam和Amy，还增加了其他一些人物和小动物。他们会带领大家在一系列有趣的故事、对话、游戏、活动和歌曲中学习英语。

修订后的教材每册包括10个学习模块（Module）、一个复习模块（Review Module）、四个单词表、一个补充阅读（Reading for Pleasure）版块以及一个综合运用实践项目（Project）。每个学习模块分两个单元（Unit），一般情况下，第一单元呈现本模块所要学习的语言内容，第二单元提供若干任务型（Task-based）活动，包括一首歌曲、歌谣或韵句。学习模块的课文中呈现了一些语法内容，但不要求老师做理论的讲解，更不要求大家孤立地、脱离语境地掌握，只希望大家初步学会在恰当的语境中运用包含这些语法的句子。这一原则也希望老师在教学过程中以及家长在辅导孩子学习的时候注意。复习模块对前面10个模块所学的内容进行综合和融合性复习，使大家的语言知识和相应的语言技能得到进一步的巩固与提高。教材有四个单词表，包括：分模块按出现顺序收录的单词，按字母顺序收录的全书单词，歌曲、歌谣或韵句中出现的单词以及人名、地名。在歌曲、歌谣或韵句中出现的单词，只要求理解，不要求学会运用。补充阅读为大家选用了篇幅短小、内容丰富、形式多样的材料。教材最后设计了一个综合运用实践项目，供同学们根据兴趣自由选择使用。

本套教材同时还配有对应的网络教材，可供同学们在线学习使用。

同学们，希望大家积极尝试，大胆实践，主动学做教材中的英语活动，努力学唱英语歌曲、歌谣和韵句。相信你们会在参与活动、完成任务的过程中体会到学习英语的乐趣，实现英语的灵活运用和自由交际。



NEW STANDARD ENGLISH

Contents



Module 1

Unit 1 She was a driver before. 2

Unit 2 He worked in an office. 5

Module 2

Unit 1 What did she have for lunch? 8

Unit 2 Lunch is usually at half past twelve. 11

Module 3

Unit 1 Have you got the Harry Potter DVDs? 14

Unit 2 You can use the computers. 17

Module 4

Unit 1 Did you read them? 20

Unit 2 My favourite season is spring. 23

Module 5

Unit 1 Your bag is broken. 26

Unit 2 Mine is pink. 29

Module 6

Unit 1 We'll see lots of very big stones. 32

Unit 2 It was amazing. 35

Module 7

Unit 1 My father goes to work at 8 o'clock every morning. 38

Unit 2 I'll be home at 7 o'clock. 41



Module 8

Unit 1 Will you help me? 44

Unit 2 I made a kite. 47

Module 9

Unit 1 We laughed a lot. 50

Unit 2 Mum bought new chopsticks for you. 53

Module 10

Unit 1 What did you put in your bag? 56

Unit 2 I played on the beach. 59

Review Module

Unit 1 62

Unit 2 64

Words and Expressions in Each Module 66

Word List 69

Words in Songs and Chants 72

Proper Nouns 73

Reading for Pleasure


The Girl in the Pagoda 74

A Special Pet 78

Louis Braille 82

Project

Jobs 89





MODULE

1

Unit 1

She was a driver before.

1. Listen and chant.



My father is a doctor.
His name is Drew.
He loves me very much.
And I love him, too.




My mother is a driver.
Her name is Sue.
She loves me very much.
And I love her, too.

2. Listen, read and act out.



Lingling is in the UK with Amy and Sam.



Lingling: Look! This is my grandma. She was young in this picture.



Lingling: She was a driver before.

Sam: What did she drive?

Lingling: She drove a bus.



Amy: Who's this?

Lingling: It's my grandpa. He was a flute player before.

Sam: What music did he play?


Lingling: He played Chinese music.

Lingling: I can play the flute, too.
Amy and Sam: Oh no! You can't!



Unit 1 MODULE 1


3. Listen and say.



Lingling: My grandma was a driver before.

Sam: What did she drive?

Lingling: She drove a bus.



Lingling: My grandpa was a flute player before.

Amy: What music did he play?

Lingling: He played Chinese music.

4. Practise.

Look and say.



| Before | Now |
|---|-----|
| | |
| <p>A: What did he do? B: He was a doctor. A: Where did he work? B: He worked in a hospital. A: What does he do now? B: He's an erhu player. A: What music does he play? B: He plays Chinese music.</p> | |


| Before | Now |
|--------|-----|
| | |
| Before | Now |
| | |

MODULE 1


Unit 2

He worked in an office.

1. Look, listen and say.





2. Listen and read.



Look at the picture. This is my family.


This is my grandpa. He worked in an office. This is my grandma. She worked in a factory.





This is my father. He works in a hospital. This is my mother. She works in a shop.

And this is me. We are a happy family.



3. Look and write.

What did they do ten years ago?



He drove a taxi ten years ago.
He was a taxi driver.







4. Listen and say. Then sing.




I WORKED IN AN OFFICE

I worked in an office. I worked every day. There
were no computers like there are today.
was a train driver, I drove a train. I
worked very hard in the
sun and the rain.



5. Ask and answer.



6. Do and say.

Make a survey and talk about it.






MODULE 2

Unit

1

What did she have for lunch?

1. Listen and chant.



What did you have for dinner?
Bread, meat and vegetables.

What did you have for dinner?
Fish, eggs and vegetables.

2. Listen, read and act out.



Daming: Look. I've got an email from Lingling.
It's about English food.

Fanfan: What does it say?



Daming: Yesterday she had an English breakfast.

Fanfan: What did she have?

Daming: She had eggs and sausages.



Fanfan: And what did she have for lunch?

Daming: She had sandwiches.

Fanfan: What did she have for dinner?


Daming: She had fish and chips.

Fanfan: Fish and chips?

Daming: Yes. It's a traditional English dish.

Fanfan: Does Lingling like English food?

Daming: Yes, she does. She says it's delicious!



3. Listen and say.



Fanfan: What did she have for breakfast?
Daming: She had eggs and sausages.



Fanfan: What did she have for dinner?
Daming: She had fish and chips.

4. Practise.



breakfast

lunch

dinner




MODULE 2

Unit
2

Lunch is usually at half past twelve.


1. Look, listen and say.



2. Listen and read.

In the UK, people usually have breakfast at 7 o'clock. Lunch is usually at half past twelve. Dinner is usually at half past six.

Sundays are special in the UK. Families usually eat lunch together. They eat chicken, potatoes and other vegetables.



3. Look, ask and answer.






A: When does Sam have breakfast?

B: He has breakfast at 7.

A: What does he have for breakfast?

B: He has eggs and sausages.



4. Listen and say. Then sing.




BREAKFAST, LUNCH AND DINNER

Breakfast, lunch and dinner, we want to eat them all.
Let's try English food. We want to eat it all.
Eggs and chips and sausages, fish and chicken, too.
Sandwiches and vegetables are
very good for you.



5. Follow and say.



6. Write and report.



Make a survey and talk about it.

| | |
|---|---------------|
| <p>What did you have for breakfast yesterday?</p> | |
| Feifei | apples, bread |
| ... | ... |

Feifei had apples and bread
for breakfast yesterday...



MODULE




Unit

1

Have you got the Harry Potter DVDs?

1. Listen and chant.

I'm Mr Hook.
Here's my book.
It's a present for you,
please take a look.



2. Listen, read and act out.

At the Library



Amy: Excuse me. Have you got the Harry Potter DVDs?

Librarian: I'll look on the computer. Sorry, we haven't got the DVDs. But we have got the books.



Amy: Oh good. Where are they?

Librarian: I'll show them to you.

Lingling: Aah. You've got lots of Harry Potter books here!

Librarian: Yes, we have.

Amy: Harry Potter is our favourite.

Lingling: Children in China like Harry Potter, too.



Librarian: Your library card, please.

Amy: Here you are.

Librarian: Please give the books back in two weeks.

Amy and Lingling: We will. Thank you.

Unit 1 MODULE 3

3. Listen and say.

Amy: Have you got the Harry Potter DVDs?


Librarian: Sorry, we haven't got the DVDs. But we have got the books.



Lingling: You've got lots of Harry Potter books here!

Librarian: Yes, we have.

4. Practise.



Excuse me.
Have you got...?



Yes, we have. /
No, we haven't.

MODULE 3

Unit 2

You can use the computers.

1. Look, listen and say. 🎧



2. Listen and read. 🎧

You can do lots of things in libraries. You can borrow books, CDs and DVDs. You can use the computers. You can do your homework. But you can't talk to your friends.



3. Look, think and say.

You can borrow books in a library.
You can't talk to your friends.



Library



School



Shop



Hospital



Park



Zoo

4. Listen and say. Then chant.



In the library,
in the library,
there is so much
for you to see.

Shelves of books,
old and new,
lots of stories
for me and you.

So many CDs
for us to choose.
DVDs to borrow,
computers to use.

In the library,
in the library,
there is so much
for you to see.




5. Draw, ask and answer.



6. Think and do.

Make rules for your school library.





MODULE

4

Unit

1

Did you read them?

1. Listen and chant.



I sent you a bike.
I sent you a kite.
Did you ride the bike?
Did you fly the kite?



2. Listen, read and act out.



Daming's grandma lives in the US.


Daming: Ni hao!


Grandma: Daming, it's Grandma!

Daming: Hello, Grandma. How are you?

Grandma: I'm fine, thanks. Daming, I sent you a maths game. Did you get it?

Daming: Yes, Grandma. Thank you.





Grandma: And I sent you American chocolate. Did you eat it?

Daming: Yes, I ate some of it. Thank you. It was delicious.



Grandma: And I sent you English books. Did you read them?

Daming: Yes, Grandma. I read them. They are interesting.



Grandma: Good. Do you want to come to the US this summer?

Daming: Yes, Grandma. Oh, Mimi is eating my chocolate!



3. Listen and say.



Grandma: I sent you a maths game. Did you get it?

Daming: Yes, Grandma. Thank you.



Grandma: And I sent you English books. Did you read them?

Daming: Yes, Grandma. I read them. They are interesting.

4. Practise.

Look and say.

I've got some books. I read them last week.



MODULE 4

Unit 2

My favourite season is spring.

1. Listen and chant.



I can go swimming in summer.
I love swimming with my mother.




I can go skiing in winter.
I love skiing with my father.

2. Listen and read.

What's your favourite season?



My favourite season is spring.
It's warm. There are flowers
on the trees. I can see ducks
in the river.



I love summer. It's hot.
I can go swimming.
I can wear shorts.




I love autumn. It's cool. The
leaves fall from the trees.
I can play with them.



I love winter. It's cold.
I can play with the snow.
I can wear gloves.

3. Read and write.

What can you do in spring/summer/autumn/winter?



I can fly my kite in spring.



4. Listen and say. Then chant.



I love summer.
The temperature is high.
In summer it is hot.
The sun is in the sky.



I love winter.
The temperature is low.
In winter it is cold.
And there is snow.



5. Make funny sentences.



6. Do and say.

Make a poster of your favourite season and talk about it.





MODULE



Unit

1

Your bag is broken.

1. Look, listen and say.



2. Listen, read and act out.



Ms Smart: Lingling, your bag is broken!
You can't take it to China.
I'll buy you a new one.

Lingling: Thank you.



At the Shop



Lingling: This black bag is nice. It's big.

Ms Smart: But it's very heavy. Look at this green one. It's light.

Lingling: But it's very small, Ms Smart. I really like the black one.




Sales assistant: This red bag has got wheels. It will be easy for her to carry.

Ms Smart: How much is it?

Sales assistant: It's 30 pounds.

Ms Smart: Great! We'll take it, please.


Lingling: Thank you very much.



3. Listen and say.




Lingling: This black bag is nice. It's big.



Ms Smart: Look at this green one. It's light.


4. Practise.

Look and write. Then say.



The yellow pencils are broken.

The blue pencils are new.



1. Look, listen and say.

Can you carry my bag on your back?



I can carry you and your bag with my hands.

2. Listen and read.



My schoolbag is red and blue. I carry it on my back.



Mine is pink. I carry it over my shoulder.



Mine is brown. I carry it with my hand.



Mine is broken. I can't carry it.



3. Listen and write.



Wang Fei's bag
is small and light.








4. Listen and say. Then chant.



Mouth, mouth!
It eats with its mouth.
It's got a very big mouth.



Ears, ears!
It hears with its ears.
It's got very long ears.




Eyes, eyes!
It sees with its eyes.
It's got very small eyes.



Legs, legs!
It walks with its legs.
It's got eight thin legs.

5. Ask and find.


- A:** Is it white?
B: No, it isn't. It's yellow.
A: Is it light?
B: No, it's heavy.
A: Is it small?
B: Yes, it is.
A: It's the small box.
B: Yes, you're right.



6. Do and say.

Choose a birthday present for your friend/classmate.

- A:** Xiaoyong's birthday is coming. Let's buy a present for him.
B: This bag is big, but it looks old.
A: This bag is big and beautiful.
B: Let's take this one.
C: Let's make a birthday card for him, too.





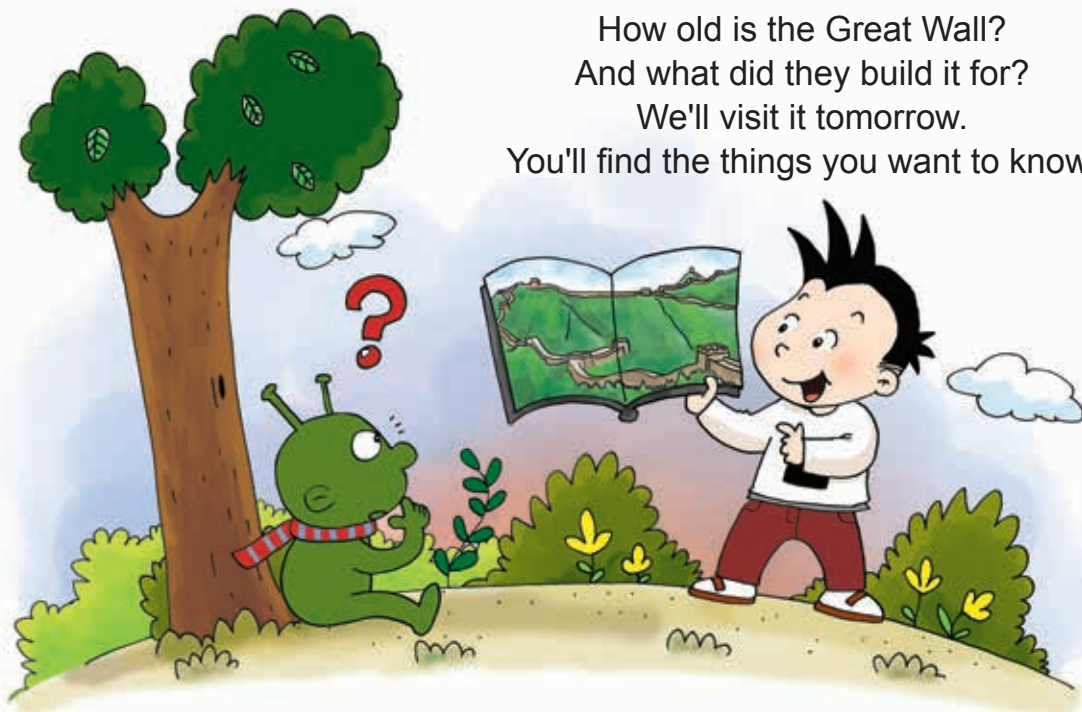
MODULE 6

Unit

1

We'll see lots of very big stones.

1. Listen and chant.



How old is the Great Wall?
And what did they build it for?
We'll visit it tomorrow.
You'll find the things you want to know.

2. Listen, read and act out.



Amy: On Saturday, we're going to see Stonehenge.
Lingling: What's that?
Amy: It's a very old place. It's about five thousand years old.
Lingling: That's very old! What will we see there?



Amy: We'll see lots of very big stones. They are in a circle.
Some stones are on top of the others.

Lingling: It's very interesting. Why did people build it?

Amy: No one knows.



Amy: You're clever. Maybe you will
find the answer!

Lingling: I hope so!



Lingling: How will we get there?

Amy: By car. It will take three hours.

Lingling: Well, I can't wait!



3. Listen and say.



Lingling: What will we see there?

Amy: We'll see lots of very big stones.



Lingling: How will we get there?

Amy: By car. It will take three hours.

4. Practise.

A: What will Lingling and Amy do on Saturday?

B: They'll...



MODULE 6

Unit 2

It was amazing.

1. Look, listen and say.



2. Listen and read.

Dear Daming,

Last Saturday, we went to Stonehenge. There was a very big surprise waiting for me. We took a short helicopter ride over Stonehenge!

The stones are very big, but they looked small from the sky. It was amazing. I took some nice photos there.

What will you do this summer?

Love,
Lingling



3. Read and write.



We went to the Great Wall.

We took some nice photos there.

4. Listen and say. Then chant.



We do the same things
all around the world.


We sing songs
and clap along
all around the world.

We go to schools
and follow rules
all around the world.

We play games.
It's the same
all around the world.



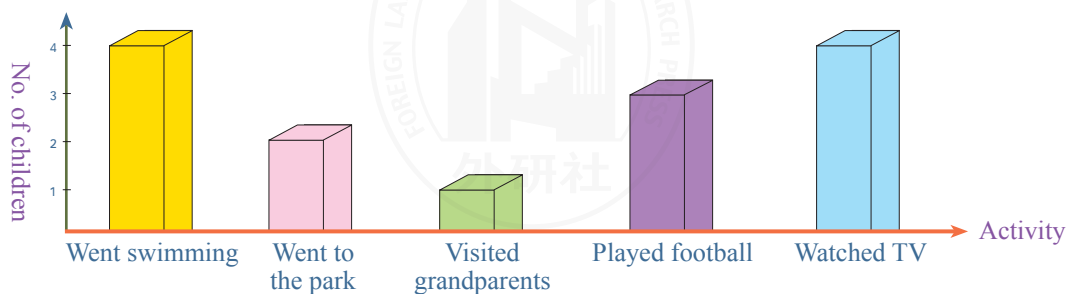
5. Make funny sentences.



6. Ask and answer. Then report.



Make a survey and talk about it.





MODULE



Unit 1 My father goes to work at 8 o'clock every morning.

1. Look, listen and say.

I go to school at 7 am.
My cousin goes to work at 7 pm.



I go home at 5 pm. He
goes home at 5 am.

Am? Pm?



2. Listen, read and act out.



Daming: My father goes to work at
8 o'clock every morning.

Fangfang: What does he do?

Daming: He's a policeman.



Fangfang: My father goes to work at 6 o'clock every evening.

Daming: That's late. What does he do?

Fangfang: He's an actor. He's very busy.

Daming: My mother goes to work at 11 o'clock every night.

Fangfang: That's very, very late. What does she do?

Daming: She's a nurse.



Fangfang: My mother goes to work at half past five every morning.

Daming: That's very early. What does she do?

Fangfang: She's a taxi driver.

Fangfang: Look! Here's my mother!

Fangfang's mother: Hello, children. I'll take you to school.

Daming and Fangfang: Thank you!



3. Listen and say.



My father goes to work at 8 o'clock every morning.
He's a policeman.



My father goes to work at 6 o'clock every evening.
He's an actor.

4. Practise.

My brother is a teacher. He goes to work at...



I'll be home at 7 o'clock.

1. Look, listen and say.

Oh no! It's a quarter to eight now. School starts at 8 o'clock. I'll be late.



It's half past eight now. I'm late and I'm tired.



2. Listen and read.



Sam: Dad, it's 6 o'clock now. What time will you be home?

Mr Smart: I'll be home at 7 o'clock.

Amy: It's half past six now. Will you still be home at 7 o'clock, Dad?

Mr Smart: Yes, I will.



Ms Smart: It's a quarter to seven. Are you going to be late?

Mr Smart: Don't worry! I'll be home at 7 o'clock. Why?




Amy: It's 7 o'clock. Here he is.

All: Happy birthday!

Mr Smart: Thank you!




3. Read and write.



It's 5 o'clock in the afternoon _____
 now. Dad will be home at 7 _____
 o'clock in the evening. _____

4. Listen and say. Then chant.



Dad goes to work at 7 o'clock,
 7 o'clock, 7 o'clock.
 Dad goes to work at 7 o'clock.
 He's a busy man.

Mum goes to work at half past six,
 half past six, half past six.
 Mum goes to work at half past six.
 She's a busy woman.



I go to school at 8 o'clock,
 8 o'clock, 8 o'clock.
 I go to school at 8 o'clock.
 And we'll all be home at 6.



5. Say and guess.



get up

have breakfast

go to school

have lunch


go home

have dinner

go to bed



6. Ask and answer. Then write.



My mum gets up at half past six. David's mum gets up at 7 o'clock...



MODULE 8

Unit 1

Will you help me?

1. Look, listen and say.



2. Listen, read and act out.

Daming: I'm going to visit my cousin in New York.

His name is Simon.

What present can I take?

Fangfang: What about chopsticks?

Daming: I think he's got some chopsticks. His mother is Chinese.





Fangfang: What about a kite?

Daming: Good idea! I'll make a kite!

Fangfang: But will it be windy in New York?

Daming: I think so.

Daming: Will you help me?
Fangfang: Of course I will.



Fangfang: Daming, your cousin will love this kite. It's a Chinese dragon.

Daming: Thank you for your help. It will be a great present.

3. Listen and say.



Daming: I'll make a kite!

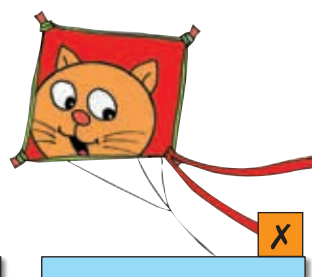



Daming: Will you help me?
Fangfang: Of course I will.

4. Practise.


A: Will you... tomorrow?

B: Yes, I will. / No, I won't.



I made a kite.

1. Listen and chant.



2. Listen and read.

- ☐ _____ I Made a Kite
- ☐ _____
- ☐ I drew a dragon on a piece of
- ☐ yellow paper.
- ☐ I painted it.
- ☐ I cut the paper with scissors.
- ☐ I put sticks on it.
- ☐ I tied strings to it.
- ☐ Then I could fly my kite.



3. Look and say.

What did Lingling do?



4. Listen and say. Then sing.



FLY, FLY IN THE SKY

Fly, fly in the sky. Beautiful kite flying so high. Above the clouds, my dragon kite goes. Where is it going? Nobody knows. Fly, fly in the sky. Beautiful kite flying so high.

5. Do, ask and answer.



6. Write and say.



Write how you made your dragon kite and talk about it.



I drew a dragon on
a piece of paper.





MODULE

9

Unit

1

We laughed a lot.

1. Look, listen and say. 



2. Listen and read. 



15 Marling Street
London, NW2
UK

Dear Daming,

Last week, we went to a children's theatre. The men wore women's clothes. The women wore men's clothes. The actors told lots of jokes. It was very funny. We laughed a lot. Children here love the theatre.

After the show, we went to a restaurant. We all ate hamburgers and chips.

Are you ready for your trip to the US?

Love,
Lingling



3. Listen and say.



Last week, we went to a children's theatre.



The actors told lots of jokes.
We laughed a lot.

4. Practise.

Look and say.

We had a party yesterday.



Mum bought new chopsticks for you.

1. Listen and chant.

He borrowed some books.
And he read them all.



He bought many books.
But he didn't read at all.



2. Listen and read.

Dear Daming,

How are you? We are getting ready for your visit. Dad put another bed in my room. Mum bought new chopsticks for you. And we borrowed a bike for you.

Dad read a book about Chinese history. He is going to ask you some questions! Me too! History is my favourite subject.

We'll visit a lot of places together. It will be fun!

See you soon!

Love,
Simon



3. Read and write.

Yesterday

Now

Tomorrow



He ate a hamburger
yesterday.







4. Listen and say. Then sing.



POSTMAN, POSTMAN



Postman, postman, is there a letter for me?

Sorry, there isn't one. There are three!

One from England, one from Spain,

One from Australia, a long way away.



5. Say and guess.

A: I've got a letter from a friend. He saw a koala.

B: Is the letter from Australia?

A: Yes, it is.



6. Read and write.

Read Lily's story and help her write a letter to her cousin Mary.



Lily went to Hong Kong with her parents this summer.



She visited Disneyland.



She ate hamburgers and chips. She liked them.



She played a lot of games. She was very happy.

Dear Mary,

Love,
Lily





MODULE 10

Unit

1

What did you put in your bag?

1. Look, listen and say.



Ms Smart: Where are you going this weekend, Sam?

Sam: I don't know.

Ms Smart: When are you going to get up?

Sam: I don't know.



Sam: Mum, what did you say to me?

Ms Smart: I don't know!

2. Listen, read and act out.

Grandma: Hello, Daming.

Daming: Hello, Grandma.

Grandma: Are you ready for your trip tomorrow?

Daming: I don't know, Grandma.





Grandma: What did you put in your bag?

Daming: My clothes, my shoes, some presents, my ticket and my passport.

Grandma: And where will you go tomorrow?

Daming: I'll go to the airport. Then I'll take the plane to the US.

Grandma: When will you leave tomorrow?

Daming: At 7 o'clock in the morning.



Grandma: Who is going to the airport with you?

Daming: Who? Mum!

Grandma: Great! You are ready for your trip! See you in the US, Daming!

Daming: OK. Bye, Grandma!



Unit 1 MODULE 10

3. Listen and say.



Grandma: What did you put in your bag?

Daming: My clothes, my shoes, some presents, my ticket and my passport.



Grandma: And where will you go tomorrow?

Daming: I'll go to the airport.

4. Practise.

Look and say.

I got up at 8 o'clock in the morning yesterday.




MODULE 10

Unit

2

I played on the beach.

1. Look, listen and say.



2. Listen and read.


I'm Hannah. Last summer, I went to Brighton. I went there in July. I played on the beach. I ate fish and chips. I made a new friend there. Her name is Daisy. I often write to her.




I'm Wang Fei. Last summer, I went to Mount Tai. I went there in August. I climbed the mountain and had a picnic. I met my classmates there. We had a really good time together.




3. Read and write.



She went to the Great Wall
last summer.





4. Listen and say. Then chant.



I'm getting ready for my trip.
I'm getting ready for my trip.

I'm not going by train.
I'm not going by plane.

This is going to be a different trip,
because I'm going by ship.

5. Follow and say.



6. Write and say.

Write about your plan for a trip and talk about it.



We'll go to the zoo this weekend.
We'll have bread and juice for lunch.
We'll take lots of pictures. We'll...

Unit 1 REVIEW MODULE

1. Do and say.

Use the dice and follow the instructions.



2. Play again and answer with full sentences.

Say four jobs.


My mother is a nurse. My father is a...



Unit 2 REVIEW MODULE

1. Listen, point and say.

Thirty Years Ago



2. Now ask and answer.



- What does he/she do?
- Where did he/she work?
- What did he/she wear?
- What did he/she do?



3. Ask and answer.

breakfast

lunch

dinner



What did you have for dinner yesterday?

I had eggs, meat and vegetables.

When did you have dinner yesterday?

I had dinner at 6 o'clock.



4. Look and write.



I'll go to London by plane.



Words and Expressions in Each Module

Module 1

drive 驾驶

drove (drive的过去式) 驾驶

player 演奏者

office 办公室

fish 捕鱼, 钓鱼

Module 2

*sausage 香肠

sandwich 三明治

*fish and chips 炸鱼加炸薯条

traditional 传统的

dish 食品, 菜肴

delicious 美味的

chicken 鸡肉

Module 3

*DVD 数字化视频光盘

*librarian 图书馆管理员;

图书馆馆长

show 给(某人)看

borrow 借入, 借来

Module 4

sent (send的过去式) 寄,

发送

American 美国的; 美国人的

read (read的过去式) 阅读

interesting 令人感兴趣的;

有趣的

season 季节

snow 雪

Module 5

How much...?多少钱?

light 轻的

*sales assistant 售货员, 营业员

carry 提; 抱; 扛; 背; 搬

pound 英镑

back 背, 背部

over 在……的上方,

在……的上面

shoulder 肩, 肩膀

Module 6

build 建造

place 地方

thousand (数字) 一千

circle 圆, 圆形

answer 答案

hope 希望

so 如此, 这样

get 到达 (某地)

hour 小时

*amazing 令人吃惊的

take 搭乘, 乘坐

short 短暂的, 短期的

*helicopter 直升机

Module 7

evening 傍晚, 晚上

actor 演员

busy 忙的, 忙碌的

quarter 一刻钟

Module 8


Chinese 中国人的

drew (draw的过去式) 绘画, 画

piece 张, 片, 块

painted (paint的过去式)

给……涂颜料



scissors (常复) 剪刀

stick 棍, 棒

tied (tie的过去式) 扎上, 系上

*string 线, 细绳

Module 9

theatre 剧院

men (man的复数形式) 男人

women (woman的复数形式)

女人

told (tell的过去式) 口述, 讲

joke 笑话

funny 滑稽的, 可笑的

show 演出, 表演

put (put的过去式) 放置

history 历史; 历史学

subject 学科, 科目

Module 10

ticket 票

passport 护照

leave 离开, 动身

July 七月

August 八月

met (meet的过去式) 遇见

classmate 同班同学

(注: 黑体词为义务教育英语课程标准二级词汇, 标有*的词为五级词汇表外的词汇)

Word List

Aa

actor 演员

*amazing 令人吃惊的

American 美国的; 美国人的

answer 答案

August 八月

Bb

back 背, 背部

borrow 借入, 借来

build 建造

busy 忙的, 忙碌的

Cc

carry 提; 抱; 扛; 背; 搬

chicken 鸡肉

Chinese 中国人的

circle 圆, 圆形

classmate 同班同学

Dd

delicious 美味的

dish 食品, 菜肴

drew (draw的过去式)

绘画, 画

drive 驾驶

drove (drive的过去式) 驾驶

*DVD 数字化视频光盘

Ee


evening 傍晚, 晚上

Ff

fish 捕鱼, 钓鱼

*fish and chips 炸鱼加炸薯条

funny 滑稽的, 可笑的



Gg

get 到达 (某地)

Hh

*helicopter 直升机

history 历史; 历史学

hope 希望

hour 小时

How much...?多少钱?

Ii

interesting 令人感兴趣的;
有趣的

Jj

joke 笑话

July 七月

Ll

leave 离开, 动身

*librarian 图书馆管理员;

图书馆馆长

light 轻的

Mm

men (man的复数形式) 男人

met (meet的过去式) 遇见

Oo

office 办公室

over 在……的上方,
在……的上面

Pp

painted (paint的过去式)
给……涂颜料

passport 护照

piece 张, 片, 块

place 地方

player 演奏者

pound 英镑

put (put的过去式) 放置

Qq

quarter 一刻钟

Rr

read (read的过去式) 阅读

Ss

*sales assistant 售货员,
营业员

sandwich 三明治

*sausage 香肠

scissors (常复) 剪刀

season 季节

sent (send的过去式) 寄,
发送

short 短暂的, 短期的

shoulder 肩, 肩膀

show 给(某人)看; 演出,
表演

snow 雪

so 如此, 这样

stick 棍, 棒

*string 线, 细绳

subject 学科, 科目

Tt

take 搭乘, 乘坐

theatre 剧院

thousand (数字) 一千

ticket 票

tied (tie的过去式) 扎上, 系上

told (tell的过去式) 口述, 讲

traditional 传统的

Ww

women (woman的复数形式)
女人

Words in Songs and Chants

above 在……上方，

在……之上

cloud 云，云雾

follow 遵照，遵守

nobody 没有人

postman 邮递员

same 相同的，同样的

sun 太阳；阳光

temperature 气温，温度

way 路程，距离



Proper Nouns

Names

Alice 艾丽斯
Daisy 黛西
David 戴维
Drew 德鲁
Hannah 汉娜
Harry Potter 哈利·波特
Hook 胡克
Lily 莉莉
Mary 玛丽
Sue 休


Places

Brighton 布赖顿 (英国南部城市)
Disneyland 迪斯尼乐园
Mount Tai 泰山
Spain 西班牙
Stonehenge 巨石阵 (英国一处史前巨石建筑遗址)



Reading for Pleasure

The Girl in the Pagoda



A beautiful girl lived in a village. There was a very tall pagoda in the village. One day, it was very hot. The girl sat under a big tree.

Suddenly a strong wind came.
It carried the girl into the sky.

The girl's family were very sad. "We want our beautiful girl back," they said.

Reading for Pleasure



When the girl opened her eyes, she was at the top of the pagoda. A young man was in front of her.

"Will you marry me?" asked the young man. "No, I won't," said the girl. "I want to go home."

The young man was angry. "Then you will stay in this pagoda," he said.

Every day, the young man visited the girl. But the girl still didn't want to marry him.



Reading for Pleasure



One day, the window of the pagoda was open. The girl looked out and saw the young man below. But he wasn't a young man anymore. He was a monster now! The girl was very scared.

Later, the girl saw a man at the foot of the pagoda. "Help! Help!" she cried. But the man didn't hear her. So the girl threw her coat out of the window. The man saw the coat. Then he looked up and saw the girl at the top of the pagoda. He ran to the village for help.



Reading for Pleasure



Then the people in the village went to the pagoda to help the girl. When the girl's brother saw the monster, he hit it with a thick stick. The monster flew away.

The girl was safe. "I missed you so much!" said the girl to her brother. Everyone in the village had parties for many days.

Word List

pagoda 塔

sat (sit的过去式) 坐

suddenly 突然

strong 高速移动的

wind 风

marry 娶, 嫁, 和……结婚

below 在……下面

anymore (用于谈论或询问已经结束的情况或某人已经停止做的事) 再也

threw (throw的过去式) 扔

hit (hit的过去式) 打, 击

flew (fly的过去式) 逃离

Reading for Pleasure

A Special Pet



One day, Amy wanted to buy a pet. She didn't want a cat or a dog. She didn't want a goldfish. "I want a special pet," Amy thought. So she went to the pet shop.

Reading for Pleasure



"Can I help you?" asked the woman in the shop.

"I want to buy a pet," said Amy.

"Here's a lovely kitten," the woman said.



"Thank you, but I don't want a kitten," said Amy.

"This is a very nice dog," the woman said.

"I don't want a dog," said Amy.

"And what about this goldfish? It's very beautiful."

"My brother's got a goldfish," said Amy. "I want to buy a really special pet."

Reading for Pleasure



"Here's a special pet," said the woman.

"It's very beautiful," said Amy.

"It's a parrot," said the woman. "And it's very clever."

"Look! It's got two strings on its feet," said Amy.

"That's right," said the woman.

"Why?" Amy asked. "Well, pull this string and find out," the woman said.

Amy pulled the string.

"Hello!" said the parrot.

"Wow!" said Amy.

"Now pull the other string," the woman said.

Amy pulled the other string. "Goodbye," said the parrot.

"That's great!" said Amy.




Reading for Pleasure

"Do you want to buy the parrot?" asked the woman.

"Oh yes!" said Amy. "But what will happen when I pull both strings?" she asked.

"I will fall off my perch, of course!" said the parrot.



Word List

pet 宠物

kitten 小猫

goldfish 金鱼

pull 拉, 拽

perch 栖息之处

Reading for Pleasure

Louis Braille

Louis Braille lived near Paris in France. His father made saddles for horses.




Reading for Pleasure

When Louis was three, he played with one of his father's tools. It slipped and went into his eye.




But it was 1812. There were no buses or cars. And there were no doctors nearby.



Reading for Pleasure

Louis and his father went to Paris. They travelled all day.



The doctor checked Louis' eyes. Louis couldn't see.



Reading for Pleasure

Louis and his father went home. But Louis still couldn't see. He was blind.



At first, Louis went to the village school. He was a very good student.




Reading for Pleasure

When he was ten, Louis went to a special school for blind children in Paris.




Louis could read the alphabet with his fingers. But he wanted to read more quickly.



Reading for Pleasure

So Louis invented an alphabet for the blind. He made different dots for each letter on a piece of paper.




A man came and read books to Louis. Louis then wrote the books in the new alphabet.



Reading for Pleasure

Louis died when he was only 42. Now blind people all over the world can read and write with Braille's alphabet.



Word List

Paris 巴黎

France 法国

saddle 马鞍

tool 工具

slip 滑落

nearby 在附近

papa (口语) 爸爸

check 检查

never 永不

alphabet 字母表


dot 点

die 死, 去世

Project

Jobs

1. Cut out or draw pictures of six different jobs you like to do.



2. Write sentences for each job.

- What do they do?
- Where do they work?



Project

3. Stick the pictures and sentences on a large piece of paper.



4. Decorate your poster.



Project


5. Present your poster to the class.

A: This is a teacher.

B: She works at a school.

C: She teaches English.


D: I want to be a teacher, too.



6. Display your poster.



Notes





后 记

既名为“后记”，一般应该是本教材使用完毕后才看到的吧。

那么，同学们，你们喜欢这套教材吗？大明、玲玲以及他们的小伙伴们是否让你们喜爱上了英语，并且帮助你们掌握了一定的英语运用能力呢？如果是这样，那就太好啦！希望你们在以后的英语学习中继续大胆地开口说英语——课上说、课下说；继续积极地参与各项语言活动。一句话，你们要尽量主动使用英语来表达意思和做事情，这样才能把英语学好。

可敬的老师们，感谢你们的辛勤劳动，以及你们为国家英语课程改革付出的努力和做出的贡献。在修订本套教材的过程中，我们也充分考虑了英语课程改革以及一线教学的需求。修订后的教材更加突出了英语课程工具性和人文性的统一，优化了各册的结构设计和内容安排，以使教学脉络更加清晰、梯度更加合理。

为了在最大程度上保证教材与课程标准的契合，便于一线教学使用，所有参与本套教材编写的人员均付出了艰辛的努力。在此我想特别感谢我的编写团队，没有他们的努力与付出，就没有本教材的问世。

本册教材的主要编写人员如下（中方编写人员按姓氏笔画排序）：

Naomi Simmons（英） Carlos Barcenas（英）

于业宏 王馨悦 孙 泓 张 琦 樊 波

你们的

二〇一二年春日





New Standard English



绿色印刷产品

