



义务教育教科书

英语

(三年级起点)

四年级

下册



外语教学与研究出版社



义务教育教科书

英语

(三年级起点)

四年级

下册

主 编：桂诗春

副主编：邹启明 黄志红



外语教学与研究出版社

FOREIGN LANGUAGE TEACHING AND RESEARCH PRESS

北京 BEIJING

出版人：蔡剑峰
项目统筹：王 芳
项目策划：申 蓓 陈海燕
项目负责：黄江岩
责任编辑：黄江岩
封面设计：平 原
插 图：炫木马时尚设计工作室
@壹图 GettyImages

英语 (三年级起点)

四年级下册 学生用书

主 编：桂诗春

副主编：邹启明 黄志红

编 者：黄丽燕 唐锡玲 谢李莉

Andy Curtis Adrian Tennant

Edwin Baak

基础教育出版分社：

地 址：北京市西三环北路19号 外研社大厦 基础教育出版分社（100089）

咨询电话：010-88819666（编辑部）/ 88819688（市场部）

传 真：010-88819422（编辑部）/ 88819423（市场部）

网 址：<http://www.nse.cn>

电子信箱：beed@fltrp.com 或登录 <http://www.nse.cn>（留言反馈）栏目

购书电话：010-88819928 / 9929 / 9930（邮购部）

购书传真：010-88819428（邮购部）



致小朋友

亲爱的小朋友们：

你们可曾想过周游世界与各国小朋友畅谈？你们可曾想过长大以后，用英语在广阔的世界舞台上展示自己的聪明才智，和不同肤色、不同种族的人一起共建美好的地球村？相信你们一定有这样的愿望。

《英语》（新交际）将帮助你们在轻松愉快的环境下学习英语，了解中外文化，享受学习英语的乐趣，感受运用英语进行交流的喜悦。

这套教材中有五个小朋友：Katy, Ben, Mike, Susan 和 Tommy，他们都是你们的同龄人，和你们一样有自己的个性，也有自己的理想。他们来自讲英语的国家，有着不同的生活背景。他们将伴随你们一起学习，共同成长。另外，还有一个来自不同星球的伙伴，他叫 Danny。Danny 的睿智和幽默将会给你们的英语学习带来无穷的乐趣。希望你们喜欢这些小朋友，好好学习英语！

编者





CONTENTS



Unit One Sports I Like

Lesson One	2
Lesson Two	7
Review One	12



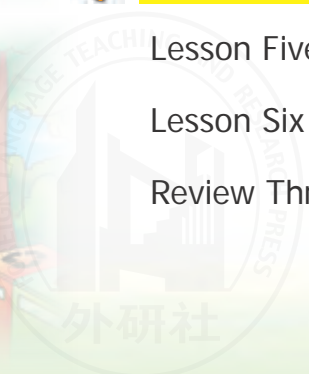
Unit Two Play Time

Lesson Three	14
Lesson Four	19
Review Two	24



Unit Three In the Park

Lesson Five	26
Lesson Six	31
Review Three	36





Unit Four My Relatives

Lesson Seven	38
Lesson Eight	43
Review Four	48



Unit Five A Telephone Call

Lesson Nine	50
Lesson Ten	55
Review Five	60



Unit Six A Birthday Party

Lesson Eleven	62
Lesson Twelve	67
Review Six	72



Words and Expressions in Each Unit.....74

Word List..... 78

Lesson One

LET'S CHANT

Sports We Like

Swimming, running and jumping,
Boating, biking and skating;
Basketball, football and ping-pong,
Exercise makes us strong.

LEARN THE WORDS



sports




jump



run



basketball



swim


LET'S LISTEN 

 Listen and repeat.



LET'S TALK

1 Practise the dialogues.



2 Talk about the sports you and your classmates are good at.

What sports are you good at?



I'm good at...
What about you?

I'm good at...

SOUND TIME

1 Listen, point and say.

hat hand house white what wear

2 Listen and repeat.

Wendy and Henry are playing over there.
Henry puts the Teddy under his chair.
"Where's my Teddy? Where? Where? Where?"
"Look here, Wendy. Here is your bear."

LET'S READ 


 Read and act out the story.



LET'S WRITE

1 Read, look and write.

Sports Stars

 Sun Yang	 Yao Ming	 Li Xiaoxia	 Usain Bolt	 Anna Chicherova
swimming	_____	_____	_____	_____

2 Read Exercise 1 again and write.

Sun Yang is good at swimming.

- 1 Yao Ming _____ . 3 Usain Bolt _____ .
 2 Li Xiaoxia _____ . 4 Anna Chicherova _____ .

CULTURE TIME

Baseball and Ping-pong



baseball game




baseball bat
baseball cap
baseball



ping-pong bat
ping-pong ball
ping-pong table



ping-pong game



Lesson Two

LET'S SING

The Beijing Olympics

1=C $\frac{4}{4}$

$\underline{1 \cdot 1}$ $\underline{1 \ 3}$ $\underline{5 \ 6}$ 5 | $\underline{6 \cdot 6}$ $\underline{i \ 6}$ $\underline{3 \ 6}$ 5 |

Golden season, happy days, friends come from far away.

$\underline{6 \cdot 6}$ $\underline{i \ 6}$ $\underline{5 \ 6}$ 5 | $\underline{6 \cdot 5}$ $\underline{3 \ 1}$ $\overset{3}{\underline{2 \ 2 \ 2}}$ 1 |

Hand in hand we come and play, playing in the Olympic Games.

$\underline{1 \ 6}$ — — | $\underline{i \cdot 6}$ 5 — — | $\underline{1 \ 4}$ — — | $\underline{5 \cdot 4}$ 3 — — |

Beijing, Olympics! Beijing, Olympics!

$\underline{1 \ 6}$ — — | $\underline{i \cdot 7}$ 6 — $\underline{i \ 6}$ | 5 3 5 $\underline{6 \ 7}$ | i — — 0:||

Beijing, Olympics! Golden season in Beijing!

LEARN THE WORDS



slow



fast



exercise



football



kick

LET'S LISTEN 

 Listen and repeat.



LET'S TALK

1 Practise the dialogues.

Is Li Hua good at basketball?

Yes, he is.



Is your brother good at the high jump?

No, he isn't. He's good at swimming.



2 Talk about the sports your classmates are good at.

What sports is... good at?

He/She is good at...

Is... good at...?



Yes, he/she is. / No. He/She is good at...

SOUND TIME 

1 Listen, point and say.


see sport sock year yellow you

2 Listen and chant.

"Are you looking for your shoes?
Are you looking for your socks?"
"Yes. I'm looking for my socks,
And my yellow shoes for sports."

LET'S READ 

 Read and act out the story.



LET'S WRITE

1 Read, match and write.

play be good at run do kick
 exercise a game running the ball fast


- 1 Let's play a game.
- 2 Try to kick _____ into the goal.
- 3 Susan is good at _____.
- 4 Do more _____ and you can run _____ next time.

2 Write about your classmates.

Katy is good at the high jump.






CULTURE TIME






A Sports Meet



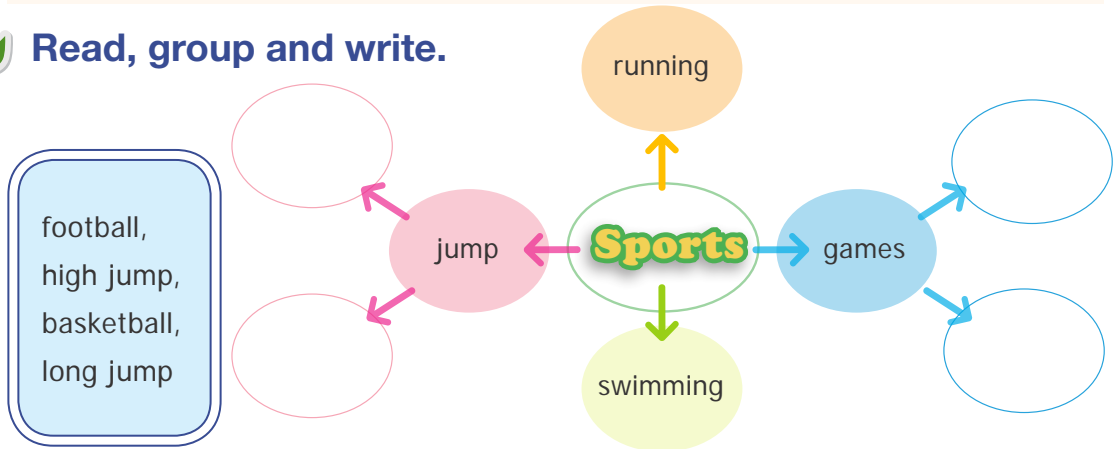
Review One

1 Listen and match. 

1  Jack 2  Sue 3  Peter 4  John 5  Mary

A  B  C  D  E 

2 Read, group and write.



3 Listen, write and talk. 

				
Peter				running
Jenny				
Tom				
Mary				

What sports is Peter good at?

He's good at running.

4 Read, order and say.

Sorry, I'm too slow.

Well, I'm not good at running.

Never mind.

Cheer up. Just try.

1 Ben, we are going to run. Are you ready?

5 Make a survey and fill in the form.

Ask your classmates what sports they are good at.



Sports Meet of _____ School

Boys	Sports	Girls	Sports
Li Tao	running		

My work is ★★★★★ ★★★★★ ★★★★★

Lesson Three

LET'S CHANT

A Happy Day

Every morning when the sun
Comes up smiling on everyone,
It's lots of fun
To say good morning to the sun.
Every evening after play,
When the sunshine goes away,
It's nice to say
Thank you for this happy day.


LEARN THE WORDS



class



dance



paint



music



bike

LET'S LISTEN  Listen and repeat.

LET'S TALK

1 Practise the dialogues.



2 Talk about your after-class activities.

Where are you going after school?

Do you like...?



I'm going to...

...

SOUND TIME

1 Listen, point and say.

name game play today tail wait

2 Listen and repeat.

"Little girl, what's your name?"
"My name is Susan Lake."
"Hello, Susan. I'm Ray."
Let's go and play a game."

LET'S READ 

 Read and act out the story.



LET'S WRITE

1 Look and write.

After-class Activities



a dance class



2 Write about your after-class activities.

I'm going to a *dance class* after school.

CULTURE TIME

In the Playground



playground



slide



climbing frame




swing



merry-go-round



seesaw



Lesson Four

LET'S SING 

Little Tom and Uncle Sam

1=C $\frac{2}{4}$ 1 $\underline{1\ 2}$ | 3 $\underline{3\ 4}$ | 5 $\underline{6\ 5}$ | 3 — |

"Do you like to play with me,

"What do you want to play with me,

5 $\underline{4\ 3}$ | 2 — | $\underline{4\ 3\ 2}$ | 1 — |

Little Tom? Little Tom?"

Uncle Sam? Uncle Sam?"

1 $\underline{1\ 2}$ | 3 $\underline{3\ 4}$ | 5 $\underline{6\ 5}$ | 3 — |

"Yes, I do want to play with you,

"Let us fly a kite in the field."

5 $\underline{4\ 3}$ | 2 $\underline{3\ 2}$ | 1 — :||

Uncle Sam, Uncle Sam."

"Wonderful! Wonderful!"

LEARN THE WORDS 


cinema



film



watch




DVDs



bad

LET'S LISTEN 

 Listen and repeat.



LET'S TALK

1 Practise the dialogues.

What are you going to do today?

I'm going to play basketball.



Let's go to the cinema.

Sorry, I don't want to see films.



2 Talk about your plans.

What are you going to do today?

I'm going to...

Let's...



Sorry,... / OK.

SOUND TIME

1 Listen, point and say.

kite high right bright night light

2 Listen and repeat.

Star light, star bright,
The first star I see tonight.
I wish I may, I wish I might,
Have the wish I wished tonight.

LET'S READ 

 Read and act out the story.

What a sunny day today!
Let's go out and play.



Tommy, don't play computer games all the time. It's bad for your eyes.



Look! You'll be like this soon.



Then, let's go out and play.

OK. Let's go and play basketball.



LET'S WRITE

1 Read, look and write.

Children's Chat Room



Hi, it's sunny today. What are you going to do?



I'm going to play computer games at home.



I'm going to _____.



What about you, Susan?



I'm going to _____ at home.



2 Write to your classmates to make suggestions.

Let's go to the cinema.

CULTURE TIME

Children's Games



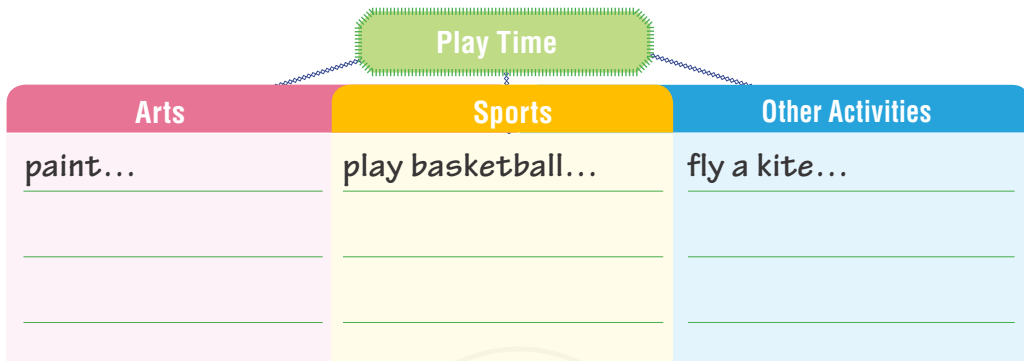
Review Two

1 Listen and tick the correct boxes.

		Art Class	Music Class	Dance Class	Swimming Lesson	Computer Class
1	Lily		✓			
2	Danny					
3	Jane					
4	Henry					
5	Carl					

2 Read, group and write.

paint, play basketball, fly a kite, sing, dance, watch a DVD, swim, go to the cinema, play computer games, read, see a film, run, watch TV...



3 Listen, match and talk.

- 1 Sue — A watch a new DVD
- 2 Jack • B see a new film
- 3 Peter • C play basketball
- 4 Jenny • D have an English class

What is Sue going to do today?

She is going to watch a new DVD.

4 Read and match.

1 Don't watch TV all the time. It's bad for your eyes.

2 Eat more fruit and vegetables. It's good for your health.

3 Let's go out and play football. It's good for your health.

4 Don't play computer games all the time. It's bad for your eyes.



5 Make a survey and fill in the table.

Ask your classmates what they are going to do after school.

Hi, Mary. Where are you going after school?

I'm going to a dance class. I like dancing a lot.

Name	Class	Why
Mary	dance	like dancing a lot

My work is



Lesson Five

LET'S SING

Playing by the Lake

1=C $\frac{2}{4}$

5 5 3 1 | 5 5 3 1 | i i 6 4 | 5 — |

A bright day, a sunny day, let us sing and play.

5 5 3 1 | 5 5 3 1 | 2 4 3 2 | 1 — |

A bright day, a sunny day, we play by the lake.

1 6 6 | 5 — | 1 6 6 | 5 — |

The sky is blue. The sun is bright.

5 5 3 1 | 5 5 3 1 | 2 4 4 3 2 | 1 — :||

We are singing. We are playing happily by the lake.

LEARN THE WORDS



lake



far away



bus



walk



grass

LET'S LISTEN 

 Listen and repeat.



LET'S TALK

1) Practise the dialogues.



2) Make suggestions to your friends.

Shall we... this afternoon?

Shall we... then?



No...

That's a good idea.

SOUND TIME

1) Listen, point and say.

chair hare bear pear there where

2) Listen and repeat.

This is a table.	This is an apple.	This is a panda.	This is a rabbit.
That's a chair.	That's a pear.	That's a bear.	That's a hare.

LET'S READ  Read and act out the story.

Danny, this is our park. Isn't it beautiful?

Yes. It's very beautiful.



Look at these old trees.

How old are they?

More than one hundred years old.



Look at those flowers. The colours are so bright!

Yes. I like this red flower.



No, Danny, don't pick flowers in the park.









Sorry. I'll never do that again.



LET'S WRITE

1 Read, look and write.

What to See and Do in Yuexiu Park


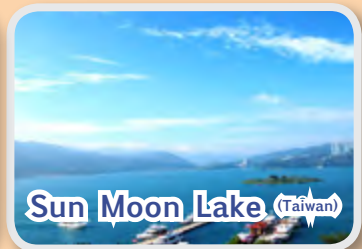
 green grass	 beautiful _____	 old _____	 red _____
 go walking	 do _____	 draw _____	 go _____

2 Write to your classmates to make suggestions.

Shall we go boating this afternoon?

CULTURE TIME

Famous Parks in China



Lesson Six

LET'S CHANT

Going to the Park

Tommy and Danny are sitting in a car,
Early in the morning going to the park.
Singing and laughing all the way,
They are having a happy day!

LEARN THE WORDS



hill



river



fishing



house



plants

LET'S LISTEN 

 Listen and repeat.



LET'S TALK

1 Practise the dialogues.

Look! There are many trees on the hill.

Yes. The hill is so beautiful.



And there's a river behind the hill.

Good! Let's go fishing there.



2 Talk about a park near your school.

There's a... near our school.

There's also a...



Yes. There is/are... in the park.

...

SOUND TIME

1 Listen, point and say.

now

cow

how

flower

out

about



2 Listen and repeat.

"Draw a flower. Draw it now.
Near the flower draw a cow."

"Draw a flower near a cow?
Would you please show me how?"

LET'S READ 

 Read and act out the story.



LET'S WRITE

1 Read, look and write.

Don'ts at a Park




play, grass

Do not play football on
the grass.



pick, park



swim, lake






walk, grass

2 Write about a park in your city.

There is a big lake in Liuhua Park.











CULTURE TIME

Famous Parks in the World



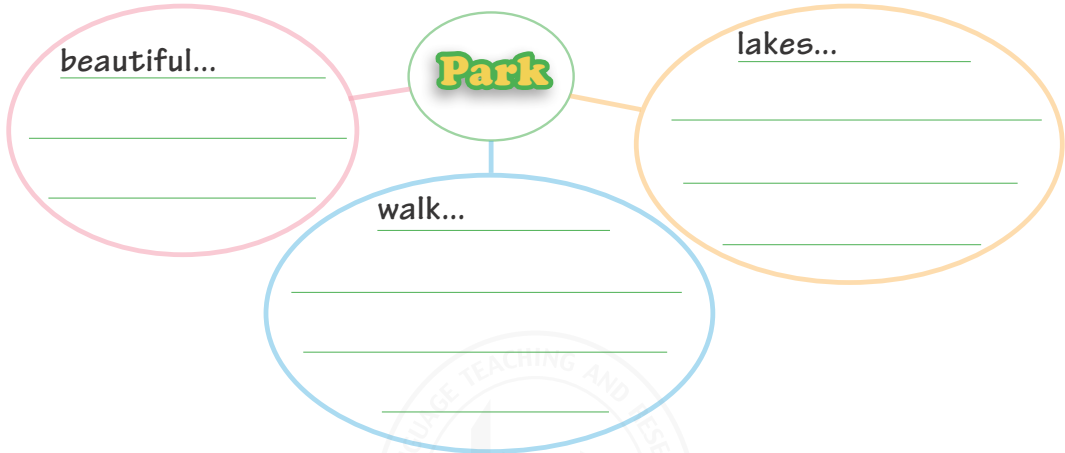
Review Three

1 Listen and match. 






1		2		3		4		5	
	•		•		•		•		•
A		B		C		D		E	

2 Read, group and write.

beautiful, walk, lakes, big, run, read, flowers, clean, trees, nice, kites, go fishing, go boating, birds, grass, boats, dance, hills, sing, fly a kite...



3 Listen, number and talk. 

				
<input type="checkbox"/>	<input type="checkbox"/>	<input type="checkbox"/>	<input type="checkbox"/>	<input checked="" type="checkbox"/>

Don't walk on the grass.

OK.

4 Read and write.

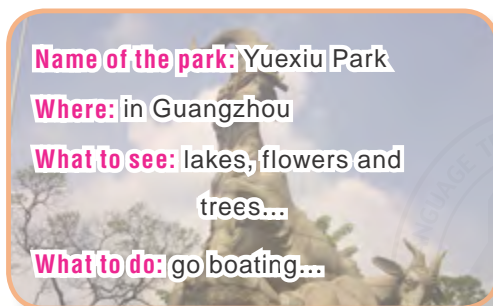
1
Tom: Shall we play football this afternoon, Jack?
Jack: No, Tom. It's too hot. Let's watch TV at home.
Tom: Good idea.

2
Peter: Shall we play computer games at home, Carl?
Carl: No, Peter. Don't play computer games all the time. It's bad for your eyes. Let's play basketball.
Peter: Great.

3
Lisa: Shall we walk to Yuexiu Park, Mrs Smith?
Mrs Smith: No, Lisa. It's too far away. Let's take a bus.
Lisa: OK.

	Things Not to Do	Why Not	Things to Do
1	play football	too _____	watch _____
2	play computer games	_____ for eyes	play _____
3	_____ to Yuexiu Park	too far away	take a _____

5 Introduce a park to the class.



Name of the park: Yuexiu Park
Where: in Guangzhou
What to see: lakes, flowers and trees...
What to do: go boating...

Name of the park: _____
Where: _____
What to see: _____

What to do: _____

This is... Park. It's in... There is/are... You can...

My work is ★★★★★ ★★★★★ ★★★★★

Lesson Seven

LET'S CHANT

My Uncle

Who's that man with a kite?

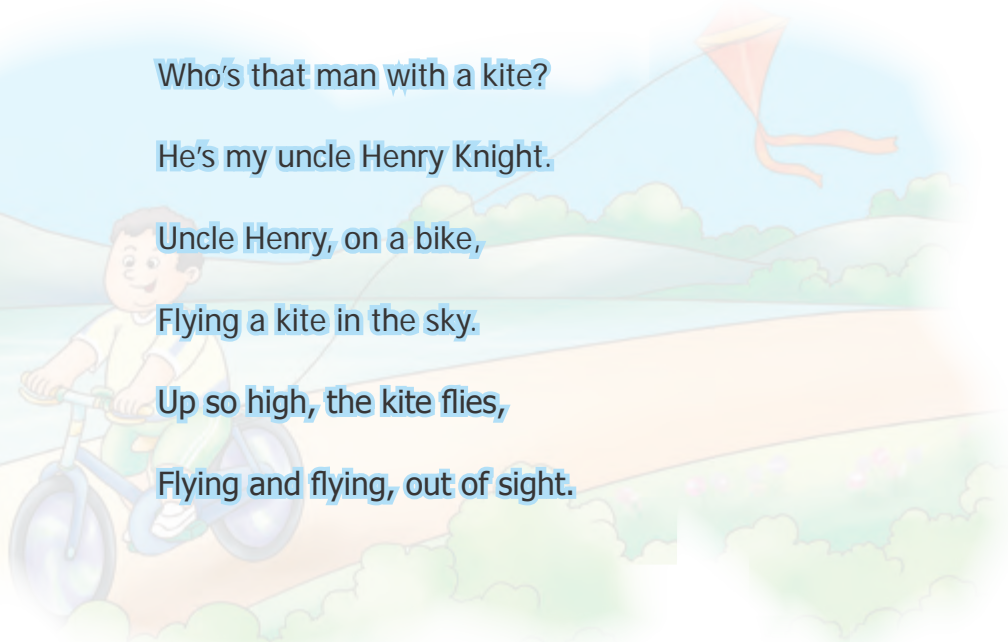
He's my uncle Henry Knight.

Uncle Henry, on a bike,

Flying a kite in the sky.

Up so high, the kite flies,

Flying and flying, out of sight.



LEARN THE WORDS



uncle



aunt



relatives




thin



bus stop


LET'S LISTEN 

 Listen and repeat.



LET'S TALK

1) Practise the dialogues.



2) Talk about your relatives.



SOUND TIME

1) Listen, point and say.


ear hear year near here cheer

2) Listen and repeat.

Sitting in the garden, I can hear,
 Happy birds are singing, "Come here, dear!"
 Sitting in the garden, I can hear,
 All flowers are saying, "Spring is near."

LET'S READ 





 Read and act out the story.



LET'S WRITE

1 Read, look and write.

Meeting People at No. 1 Bus Stop

Who		What does he/she look like?
Tommy's uncle		a big nose and a big mouth
Bill's aunt		wear _____
Nancy's uncle		_____
Tom's aunt		_____

2 Write about your relatives.

I have two uncles. They live in Zhuhai.

CULTURE TIME


The Later Years of Life



American seniors living in a retirement home



Chinese seniors living with their family



Lesson Eight

LET'S SING

My Cousin

1=C $\frac{2}{4}$

5 3 5 | 5 3 5 | 6 5 4 3 | 2 3 4 |

"Little John, Little John, who is that boy in your room?"

"Lu Weiwei, Lu Weiwei, who is that girl in your room?"

5 1 | 1 1 | 1 2 3 4 5 | 5 2 | 2 4 | 3 2 1 :||

"David Baker is his name. He's my cousin from London."

"Ouyang Wenlin is her name. She's my cousin from Beijing."


LEARN THE WORDS



people



twins



cousins



parents



tell

LET'S LISTEN 

 Listen and repeat.



LET'S TALK

1 Practise the dialogues.



2 Talk about your cousins.

How many cousins do you have?

Do they look like you?



I have...

...

SOUND TIME

1 Listen, point and say.

toy boy joy point voice noise

2 Listen and repeat.

Ten boys are playing with their toys,
Running and shouting with great joy.
Says Uncle Peter in a soft voice,
"Keep quiet, boys. Don't make so much noise."

LET'S READ 


 Read and act out the story.

Danny, how many cousins do you have?

Sorry, I don't know.

Then, how many uncles and aunts do you have?

I don't know either.

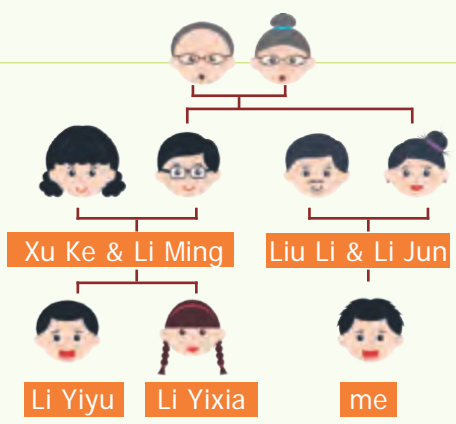


LET'S WRITE

1 Read, look and write.

Welcome to My Family

By Liu Dong



- 1 Liu Li and Li Jun are my parents.
- 2 Li Ming is my _____.
- 3 Xu Ke is my _____.
- 4 Li Yiyu is my _____.
- 5 Li Yixia is my _____.

2 Write about your cousin(s).

I have five cousins.

CULTURE TIME


Family Names

张 大 鹏

William Tall

Given Name

Family Name



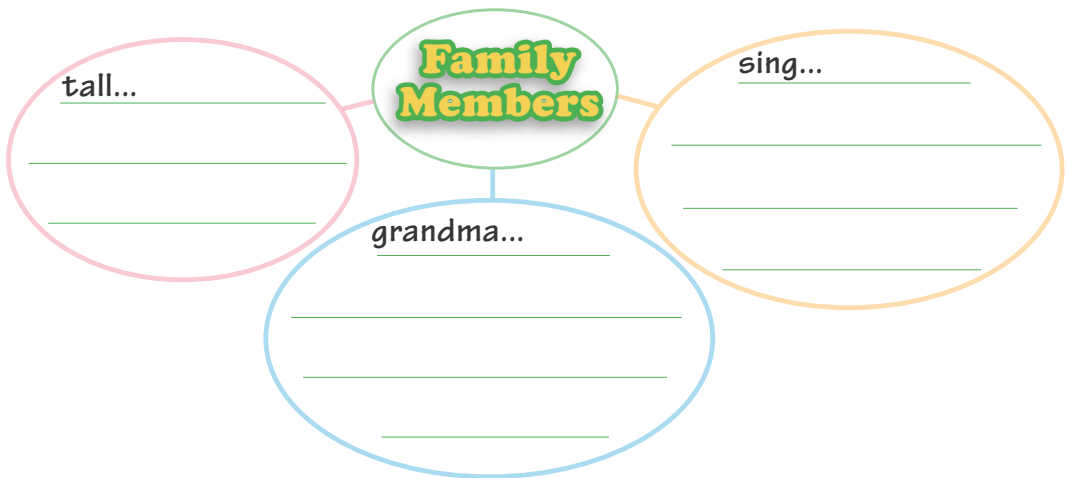
Review Four

1 Listen and choose the correct answers. 

- | | | | |
|-------------------|--------------|-------------------|--------------|
| 1 Jenny is _____. | A my aunt | 2 David is _____. | A my uncle |
| | B my grandma | | B my brother |
| 3 Henry is _____. | A my uncle | 4 Betty is _____. | A my cousin |
| | B my grandpa | | B my sister |

2 Read, group and write.


tall, grandma, sing, play basketball, young, mother, uncle, read, go to the cinema, short, swim, big mouth, sister, cousin, thin, wear glasses, old, grandpa, big eyes, father, watch TV, beautiful, aunt, brother, listen to music...



3 Listen and write. 

- 1 Li Tao has _____ uncles. They live in _____.
- 2 Zhang Ming has six _____ and eight _____.
- They live in _____ and _____.
- 3 Chen Fang has twelve _____. They all live in _____.

4 Read and match.



A Look! Lin Hua looks so much like Lin Dan.
They are twin brothers.



B Chen Ling is my cousin. She's tall and thin.
She lives in Yunnan now.



C Tom is my uncle. He has a big nose and a big mouth.
He wears glasses.

5 Introduce one of your relatives to the class.



My Cousin

Name: Li Wen
Age: 9
She lives in Shandong.
She is lovely.
She has big eyes.
She likes swimming.



This is my... He/She is... years old. He/She lives in...
He/She is... He/She has... He/She likes...

My work is



Lesson Nine

LET'S SING

A Phone Call

1=C $\frac{2}{4}$

1 1 | 1 2 3 | 3 2 3 4 | 5 — |

Ring, ring, the phone rings. "Can I speak to May?"

"Can I speak to Ann?" "Ann is speaking now."

1 1 5 | 3 3 1 1 | 5 4 3 2 | 1 — :||

"Hold on, please. Hold on, please. May is coming soon."

"Hello, Ann. How are you? I miss you very much."

LEARN THE WORDS




trip



listen



money



hold



receiver

LET'S LISTEN 

 Listen and repeat.





A Telephone Call

LET'S TALK

1 Practise the dialogues.

Hello, this is Helen speaking.

Hello, Helen. It's James.



Hi, Wenhui. Can I speak to Wentao?

Hold on, please.



2 Role-play: Making a telephone call.

Hello?

...



Hi, this is... Can I speak to...?

...

SOUND TIME

1 Listen, point and say.

old goat coat snow slow show

2 Listen and repeat.

An old, old goat in a big, big coat,
Walking and slipping in the snow.
"Old goat, old goat, you are slow."
"I can't walk fast in the cold."



LET'S READ 



 Read and act out the story.



LET'S WRITE

1 Read and write.

 Hello, this is Tom _____.
  Hi, Tom. It's Linda.

 _____ I speak to Jane?
  _____, please.

2 Complete the telephone dialogue.

A: Hello, this is Peter speaking.

B: Hi, Peter. _____ Kate.

A: Kate, Uncle Henry is coming to see us. Can you go to _____

_____ at the bus stop this afternoon?

B: Sorry. I have to _____.



Let's ask Tom for help.

A: OK.


CULTURE TIME

Telephones

The telephones in the old days



The telephones today



Lesson Ten

LET'S CHANT

A Phone Call

Ring, ring, ring. The telephone sings.

"Hello, hello, hello. This is May Link."

"Hey, hey, May. Can I speak to Kate?"

"No, no, sorry. Kate is out to play."

"Bye, bye, bye." The telephone is quiet.

LEARN THE WORDS



answer



messages



write



understand



word

LET'S LISTEN 

 Listen and repeat.



LET'S TALK

1 Practise the dialogues.



2 Role-play: Leaving a telephone message.

Hello. ... speaking.
Can I speak to...?

Can I leave
a message?

...



Sorry, ...

...

SOUND TIME

1 Listen, point and say.

ship shop fish train travel trip

2 Listen and repeat.

Some kids wish to travel by train.
Some kids wish to travel by plane.
Some kids wish to make a trip,
Flying high in a spaceship.





LET'S READ 

 Read and act out the story.



LET'S WRITE

1 Read and write.

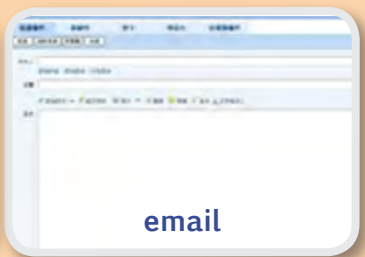
 Hello. This is David speaking. Can I _____ Mike?
 Sorry. He's out.
 Can I _____ ?
 Yes, sure... Go fishing this Sunday. OK.

2 Read Exercise 1 again. Take a telephone message for Mike.

For: Mike Telephone Message
 From: _____
 Message: _____







CULTURE TIME

Changes in Communication








Review Five

1 Listen and match. 

<p>1  John</p>	<p>2  Sue</p>	<p>3  Peter</p>
<p>A  Mary</p>	<p>B  Tommy</p>	<p>C  Jack</p>

2 Read and write.

Make a Phone Call

		→	
buy a phone card	_____ a message		hang up the phone
↓	↑		
			
_____ a call	→	_____ on	

3 Listen and write. 

A Telephone Message

From: Li Ming To: Xiao Dong

What: see a _____ this evening

Where: at the _____

When: after _____

4 Read, order and say.

That's a good idea. Where shall we meet?	OK. See you then.
1 Hello, this is Jane speaking.	See you.
Shall we go swimming this afternoon?	Hi, Jane. It's Mike.
At our school. Let's meet at the school gate.	

5 Complete the dialogue and act it out.

Student A	Student B
You are Ann. Jane is your good friend. You want to give her a new DVD for her birthday.	You are Ann's friend, Jane. You are calling Ann. You want to ask her to come to your birthday party.

Jane: Hello, Ann.

Ann: Hi, Jane.

Jane: Tomorrow is my _____. I am going to have a party.
Will you come?

Ann: I'd love to. I have a _____ for you.

Jane: A gift? How nice! What is it?

Ann: It's a new _____.

Jane: Great! Thanks a lot! Let's watch it tomorrow.

Ann: Good. See you tomorrow then.

Jane: _____.

My work is ★★★★□ ★★★★★□ ★★★★★★□

Lesson Eleven

LET'S SING

Happy Birthday!

1=G $\frac{3}{4}$

$\underline{\underline{5 \cdot 5}} \quad \underline{\underline{6 \quad 5}} \mid \underline{\underline{1 \quad 7}} \text{ —} \mid \underline{\underline{5 \cdot 5}} \quad \underline{\underline{6 \quad 5}} \mid \underline{\underline{2 \quad 1}} \text{ —} \mid$

Happy birthday to you! Happy birthday to you!

Happy birthday to you! Happy birthday to you!

$\underline{\underline{5 \cdot 5}} \quad \underline{\underline{5 \quad 3}} \mid \underline{\underline{1 \quad 7}} \quad \underline{\underline{6}} \mid \underline{\underline{4 \cdot 4}} \quad \underline{\underline{3 \quad 1}} \mid \underline{\underline{2 \quad 1}} \text{ —} : \parallel$

Happy birthday to Susan! Happy birthday to you!

Happy birthday to Katy! Happy birthday to you!

LEARN THE WORDS



party



presents



wrong



cake



interesting

LET'S LISTEN 

 Listen and repeat.



LET'S TALK

1 Practise the dialogues.

Liu Dan, will you go to Lin Juan's birthday party?

Yes, I will. And you?

Me too. What present are you going to give her?

What about a picture book?



2 Talk about a birthday party.

Will you go to... birthday party?

Yes, I will.

What present are you going to give him/her?

I'll give him/her... What about you?

I'll...



SOUND TIME

1 Listen, point and say.

just juice jump join jacket enjoy

2 Listen and repeat.

Joyce is wearing a red jacket,
Joyce is wearing yellow jeans.
Her socks white, her shoes black.
Joyce, Joyce, you look bright!

LET'S READ 

 Read and act out the story.



LET'S WRITE

1 Read, look and write.

Fun Things to Do at a Birthday Party (1)



share a cake



2 Write about the birthday presents for your friends.

I'm going to give Ben a toy car.

CULTURE TIME

Birthday Food Around the World



cake with candles
(the US)



red eggs (China)



birthday noodles
(China)




birthday pie (Russia)



birthday candy
(Brazil)



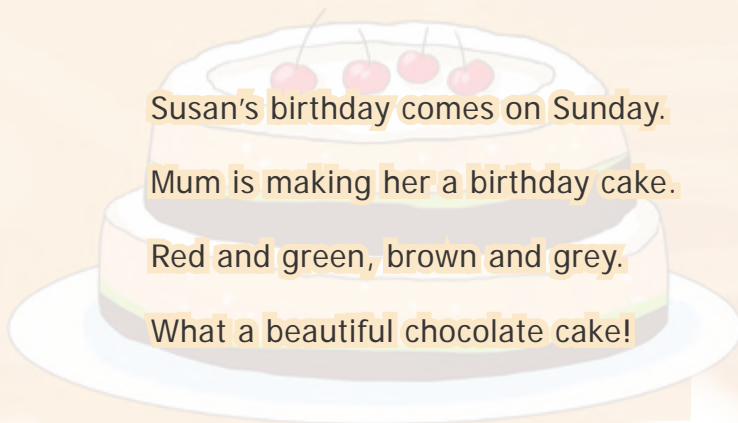
pancake with candy
(Iceland)



Lesson Twelve

LET'S CHANT

A Birthday Cake



Susan's birthday comes on Sunday.
Mum is making her a birthday cake.
Red and green, brown and grey.
What a beautiful chocolate cake!

LEARN THE WORDS



lights



blow



candle



cut



a piece of cake

LET'S LISTEN 

 Listen and repeat.



LET'S TALK

1 Practise the dialogues.



2 Role-play: At a birthday party.

Happy birthday!

Thank you.



...

...

SOUND TIME

1 Listen, point and say.

China chicken chair lunch sandwich French

2 Listen and repeat.

Three blind mice, eating at lunchtime,
Noodles, chocolate, some French fries,
Sandwiches, cheese, chicken and rice!
How nice! How nice! Three happy mice!

LET'S READ 

 Read and act out the story.

Oh, what a beautiful cake!

Wait, Danny. Let me put the candles on it.



One, two... nine.
Why do you put
nine candles on it?

Because I'm
nine years old.

I see.



Let me cut
the cake.

Not you. It's
my birthday.

OK. But please give
me a big piece.

Sure. Here
you are.

Thank you! And happy
birthday, Tommy!




LET'S WRITE

1 Read, look and write.

2 Make a birthday card for your friend.

Fun Things to Do at a Birthday Party (2)



turn on the lights



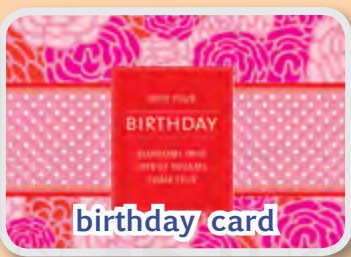


CULTURE TIME

Things for Birthday Celebrations



presents



birthday card



flowers



balloons



candles








ribbons



Review Six

1 Listen and match. 









1 Danny	2 Ann	3 Mike	4 Jane	5 John
A 	B 	C 	D 	E 

2 Read, group and write.

blow out the candles, birthday cake, happy, lights, sing a birthday song, fun, give birthday presents, food, candles, interesting, play games, flowers, presents...

What You Do	What You See	How You Feel
blow out the candles...	birthday cake...	happy...

3 Listen and write. 

1  Mike	A  Peter	<input style="width: 150px; height: 20px;" type="text"/>
2  Susan	B  Sue	<input style="width: 150px; height: 20px;" type="text"/>
3  Ben	C  Mary	<input style="width: 150px; height: 20px; border: 1px solid orange;" type="text" value="a birthday card"/>
4  Katy	D  John	<input style="width: 150px; height: 20px;" type="text"/>

4 Read, match and say.

- | | |
|--------------------------------------------------|--------------------------------------------|
| 1 Will you go to Susan's birthday party? | <input type="checkbox"/> How do you know? |
| 2 What present are you going to give her? | <input type="checkbox"/> Uh oh! |
| 3 It must be a Barbie doll. | 1 Yes, I will. |
| 4 Because I also want to give her a Barbie doll. | <input type="checkbox"/> I won't tell you. |

5 Make a birthday card for your dad or mum.



My work is ★★★★★ ★★★★★ ★★★★★

Words and Expressions in Each Unit

(带*号词为课标二级词汇以外的词, 只做理解要求, 不需要掌握和应用)

Unit 1

Lesson One

sport 运动
jump 跳, 跃
run 跑, 跑步
basketball 篮球 (运动)
swim 游泳
sports meet 运动会
high jump 跳高
be good at 擅长
go running 去跑步
easy 容易的
into* 里面
basket* 篮筐, 篮子
often 经常
at 在…… (表示地点)
at home 在家

Lesson Two

slow 慢的, 缓慢的
fast 快地; 快的, 快速的
exercise 锻炼
football 足球 (运动)
kick* 踢
Hip, hip, hurray!* 加油!
cheer* up 振作起来
goal* 球门
Come on! 快点儿! 加油!

Unit 2

Lesson Three

class 班级; 一节课
dance 跳舞
paint* 绘画, 画图
music 音乐

bike 自行车

after school 放学后

art 艺术, 美术

become* 成为

painter* 画家

Lesson Four

cinema 电影院

film 电影

DVD* 数字视频光盘

bad 不好的, 坏的

sunny 阳光灿烂的

finish* 完成

all the time 一直

bad for 对……不好

soon* 很快地

Unit 3

Lesson Five

lake 湖

far 远; 远的

far away 遥远地

bus 公共汽车

walk 走路

grass 草, 草地

shall* ……好吗? 要不要……?

go boating 去划船

away* 向远处, 离远

almost* 几乎, 差不多

take a bus 乘公共汽车

quickly* 迅速地, 快地

should* 应该

than* 比……

more* than* 多于, 超过

hundred* 一百

bright* 明亮的, 鲜亮的

Lesson Six

hill* 小山

river 河

fishing 钓鱼

house 房屋, 住宅

plant 植物

behind 在……后面

go fishing 去钓鱼

dirty 肮脏的

clean 清理, 打扫

place 地方

near 离……很近

everywhere* 到处

Unit 4

Lesson Seven

uncle 伯(叔, 舅)父, 姑(姨)丈

aunt 姑(姨, 婶, 伯, 舅)母

relative* 家人, 亲戚

thin 瘦的

bus stop 公共汽车站

Let me see. 让我想想。

glasses* 眼镜

Lesson Eight

people 人, 人们

twin* 双胞胎中的一个

cousin 堂/表兄(弟), 堂/表姐

(妹)

parent 父亲, 母亲

tell 告诉, 看出, 认出

of course* 当然

naughty* 淘气的

(not) at all 无论如何(都不),

一点儿(都不)

either* 也

how come 怎么会

machine* 机器

Unit 5

Lesson Nine

trip* 旅行

money* 钱, 货币

hold* 握住, 抓住

receiver* 听筒

hold* on 稍等, 别挂

Disneyland* 迪斯尼乐园

run out of 用完, 耗尽

louder* 更大声一点儿地

upside* down 上下颠倒地

Lesson Ten

answer 接听, 回答
message* 口信, 消息
write 写
understand* 懂, 明白
word 字, 词, 单词
leave* 留下, 动身, 离开 (某地)
leave* a message* 留言
someone* 某个人
take a message* 记下留言
anyone* 任何人
language* 语言

Unit 6

Lesson Eleven

party 聚会, 政党
present* 礼物
cake 蛋糕
interesting 有趣的
must* 肯定是 (表示推测)

Lesson Twelve

light 电灯
blow* 吹
candle* 蜡烛
cut* 切
a piece* of 一块, 一片
piece* 块, 片
turn on 打开开关
blow* out 吹灭



Word List

(带*号词为课标二级词汇以外的词, 只做理解要求, 不需要掌握和应用)

A

a piece* of 一块, 一片
after school 放学后
all the time 一直
almost* 几乎, 差不多
answer 接听, 回答
anyone* 任何人
art 艺术, 美术
at 在……(表示地点)
at home 在家
aunt 姑(姨, 婶, 伯, 舅)母
away* 向远处, 离远

B

bad 不好的, 坏的
bad for 对……不好
basket* 篮筐, 篮子
basketball 篮球(运动)
be good at 擅长

become* 成为
behind 在……后面
bike 自行车
blow* 吹
blow* out 吹灭
bright* 明亮的, 鲜亮的
bus 公共汽车
bus stop 公共汽车站

C

cake 蛋糕
candle* 蜡烛
cheer* up 振作起来
cinema 电影院
class 班级, 一节课
clean 清理, 打扫
Come on! 快点儿! 加油!
cousin 堂/表兄(弟), 堂/表姐(妹)
cut* 切

D

dance 跳舞

dirty 肮脏的

Disneyland* 迪斯尼乐园

DVD* 数字视频光盘

E

easy 容易的

either* 也

everywhere 到处

exercise 锻炼

F

far 远; 远的

far away* 遥远地

fast 快地; 快的, 快速的

film 电影

finish* 完成

fishing 钓鱼

football 足球 (运动)

G

glasses* 眼镜

go boating 去划船

go fishing 去钓鱼

go running 去跑步

goal* 球门

grass 草, 草地

H

high jump 跳高

hill* 小山

Hip, hip, hurray!* 加油!

hold* 握住, 抓住

hold* on 稍等, 别挂

house 房屋, 住宅

how come 怎么会

hundred 一百

interesting 有趣的

into* 里面



J

jump 跳, 跃

K

kick* 踢

L

lake 湖

language* 语言

leave* 留下, 动身, 离开 (某地)

leave* a message* 留言

Let me see. 让我想想。

light 电灯

louder* 更大声一点儿地

M

machine* 机器

message* 口信, 消息

money* 钱, 货币

more* than* 多于, 超过

music 音乐

must* 肯定是 (表示推测)

N

naughty* 淘气的

near 离……很近

(not) at all 无论如何 (都不),
一点儿 (都不)

O

of course* 当然

often 经常

P

paint* 绘画, 画图

painter* 画家

parent 父亲, 母亲

party 聚会, 政党

people 人, 人们

piece* 块, 片

place 地方

plant 植物

present* 礼物

Q

quickly* 迅速地, 快地

R

receiver* 听筒

relative* 家人, 亲戚

river 河

run 跑, 跑步

run out* of 用完, 耗尽

S

shall* ……好吗? 要不要……?

should* 应该

slow 慢的, 缓慢的

someone 某个人

soon* 很快地

sport 运动

sports meet 运动会

sunny 阳光灿烂的

swim 游泳

T

take a bus 乘公共汽车

take a message* 记下留言

tell 告诉, 看出, 认出

than* 比……

thin 瘦的

trip* 旅行

turn on 打开开关

twin* 双胞胎中的一个

U

uncle 伯(叔, 舅)父, 姑(姨)父

understand* 懂, 明白

upside* down 上下颠倒地

W

walk 走路

word 字, 词, 单词

write 写





同学们，学过这本教材之后，你们和书中的六个小伙伴，特别是来自外星球的 Danny 交上朋友了吗？你能像他们一样说出一些英语、用英语与人进行简单的交流了吗？你喜欢上这套教材、喜欢上学习英语了吗？我们真切地希望你们能够继续努力，在课堂上、在生活中大胆地使用英语，多用英语做事，让学英语和用英语成为自己生活的一部分。

这套教材从构思到创作完成都倾注着一批优秀的教学和教材编写专家的心血，凝结着他们的智慧与汗水。除主编、执行主编及主要编者以外，我们还要特别感谢曾经为这套教材辛勤付出、无私奉献的一批优秀教师和其他编写人员，他们是：鲁宗干、张杰、李季、匡丽亚、彭雪红、区碧茹、杨柳青和许桦淳。没有他们和编写组的共同努力，就没有这套教材。

我们期待同学们在不久的将来能用英语在广阔的世界舞台上展示自己的才能，能和不同肤色、不同种族的人一起共建美好的地球村！



本教材编写组
2013年6月





English *in* Action



绿色印刷产品

