



义务教育教科书

全国优秀教材二等奖

英语

(一年级起点)

一年级上册



外语教学与研究出版社



义务教育教科书

全国优秀教材二等奖


英语

(一年级起点)

一年级上册

主 编: 陈 琳 Printha Ellis (英)

副主编: 鲁子问



外语教学与研究出版社

FOREIGN LANGUAGE TEACHING AND RESEARCH PRESS

北京 BEIJING

Name (姓名): _____ Class (班级): _____ School (学校): _____

出版人：徐建忠
项目统筹：王 芳 **Charlotte Liu**（加）
项目策划：徐秀芝 申 蓓
项目负责：申 蓓 陈海燕 邢印姝 **Mary-Jane Newton**（德）
责任编辑：祝 玲 王 凡
绘制设计：金 妮 张春玲

英语（一年级起点）
一年级上册 学生用书

主编：陈 琳 **Printha Ellis**（英）

基础教育出版分社：

地 址：北京市西三环北路19号 外研社大厦 基础教育出版分社（100089）

咨询电话：010-88819666（编辑部）/ 88819688（市场部）

传 真：010-88819422（编辑部）/ 88819423（市场部）

电子信箱：beed@fltrp.com

购书电话：010-88819928/9929/9930（邮购部）

购书传真：010-88819428（邮购部）





前 言

各位同学，你们好！欢迎大家学习本套英语教材！

2000年，外语教学与研究出版社与麦克米伦出版（中国）有限公司依据国家《义务教育 英语课程标准（实验稿）》共同组织开发了本套教材；作为我国第一套中小学“一条龙”英语教材，本套教材已出版使用十余年。2011年，基于新颁布的国家《义务教育 英语课程标准（2011年版）》，我们对教材进行了认真修订。

在修订后的小学教材中，我们为同学们保留了大家熟悉并喜爱的四个小伙伴——中国学生大明和玲玲、英国学生Sam和Amy，还增加了其他一些人物和小动物。他们会带领大家在一系列有趣的故事、对话、游戏、活动和歌曲中学习英语。

修订后的教材每册包括10个学习模块（Module）、一个复习模块（Review Module）、四个单词表、一个补充阅读（Reading for Pleasure）版块以及一个综合运用实践项目（Project）。每个学习模块分两个单元（Unit），一般情况下，第一单元呈现本模块所要学习的语言内容，第二单元提供若干任务型（Task-based）活动，包括一首歌曲、歌谣或韵句。学习模块的课文中呈现了一些语法内容，但不要求老师做理论的讲解，更不要求大家孤立地、脱离语境地掌握，只希望大家初步学会在恰当的语境中运用包含这些语法的句子。这一原则也希望老师在教学过程中以及家长在辅导孩子学习的时候注意。复习模块对前面10个模块所学的内容进行综合和融合性复习，使大家的语言知识和相应的语言技能得到进一步的巩固与提高。教材有四个单词表，包括：分模块按出现顺序收录的单词，按字母顺序收录的全书单词，歌曲、歌谣或韵句中出现的单词以及人名、地名。在歌曲、歌谣或韵句中出现的词，只要求理解，不要求学会运用。补充阅读为大家选用了篇幅短小、内容丰富、形式多样的材料。教材最后设计了一个综合运用实践项目，供同学们根据兴趣自由选择使用。

本套教材同时还配有对应的网络教材，可供同学们在线学习使用。

同学们，希望大家积极尝试，大胆实践，主动学做教材中的英语活动，努力学唱英语歌曲、歌谣和韵句。相信你们会在参与活动、完成任务的过程中体会到学习英语的乐趣，实现英语的灵活运用和自由交际。



Contents



Module 1

Unit 1 Hello!	2
Unit 2 How are you?	5

Module 2

Unit 1 What's your name?	8
Unit 2 I'm a boy.	11

Module 3

Unit 1 Sit down!	14
Unit 2 Point to the window!	17

Module 4

Unit 1 It's red.	20
Unit 2 It's a red dog.	23

Module 5

Unit 1 This is our teacher.	26
Unit 2 That is a yellow cat.	29

Module 6

Unit 1 What's this?	32
Unit 2 It's my ruler.	35

Module 7

Unit 1 Is it a dog?	38
Unit 2 It's a yellow cat.	41



Module 8

Unit 1 How many?	44
Unit 2 How many pink balls?	47

Module 9

Unit 1 How old are you?	50
Unit 2 Happy birthday!	53

Module 10

Unit 1 That is my father.	56
Unit 2 That is his car.	59

Review Module

62

Words and Expressions in Each Module

66

Word List

68

Words in Songs and Chants

71

Names

71

Reading for Pleasure

It's under the desk.	72
---------------------------	----

Project

Numbers	74
---------------	----





Module 1




Unit 1 Hello!

1 Listen and point. 



2 Listen, point and find "I'm..." 






Module 1

Unit 1


Hi, I'm Sam.

Hello,
I'm Lingling.



Hello!

Hi!




Goodbye!

Bye!

Bye!


Goodbye!





Module 1

Unit 1

3 Listen and say.




4 Practise.






Unit 2 How are you?

1 Listen and point.




2 Listen, point and say.



Module 1

Unit 2

3 Listen, tick and say. 



4 Listen and say. Then sing. 




HELLO, HELLO



5 Play the game. Do and guess.



6 Do and say.






Unit 1 What's your name?

1 Listen and point.



2 Listen, point and find "What's your name?"





Module 2

Unit 1

What's your name?



My name's Daming.



What's your name?



I'm Lingling.

Hello, bird.
What's your name?



Tweet-tweet!

Hi, Tweet-tweet!




Ha ha...

Module 2

Unit 1

3 Listen and say.




4 Practise.







Unit 2 I'm a boy.

1 Listen and point.



2 Listen, point and say.



Module 2

Unit 2

3 Listen and match.

Good morning,
Ms Smart.

Good morning,
Lingling.

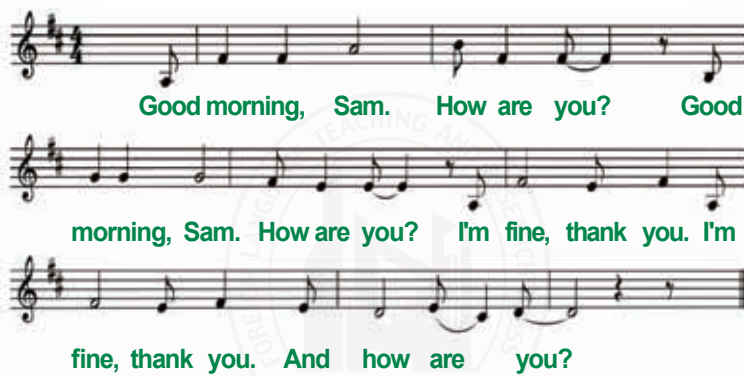
Good afternoon,
Ms Smart.



4 Listen and say. Then sing and do the actions.



GOOD MORNING, SAM



Good morning, Sam. How are you? Good
morning, Sam. How are you? I'm fine, thank you. I'm
fine, thank you. And how are you?



5 Play the game and act it out.



6 Make and say.



Module 3





Unit 1 Sit down!

1 Listen and do.



2 Listen, point and find "sit down, stand up".





Module 3

Unit 1

3 Listen and say.



Stand up, please!



Please sit down!

4 Practise.


Stand up, Xiaogang!



Sit down, Xiaogang!



Open the window!






Open the door!




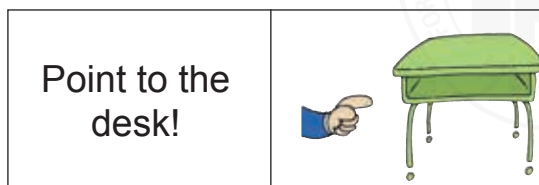


Unit 2 Point to the window!

1 Listen and point.







2 Listen, point and say.



Module 3

Unit 2

3 Listen and point.



4 Listen and say. Then sing and do the actions.



STAND UP



Stand up! Sit down!




Point to the window! Point to the door!



Point to the ceiling! Point to the floor!



5 Play the game. Do and guess.



6 Listen and do.



Module 4



Unit 1 It's red.

1 Listen and point. 



2 Listen, point and find "It's..." 





Module 4

Unit 1

1



Oh! It's green.

2



Now it's black.

3



Now it's white.

4



Now it's blue.

5



Now it's red.

6



Now it's yellow.

Module 4

Unit 1

3 Listen and say. 



4 Practise. 




Module 4



Unit 2 It's a red dog.

1 Listen and point.




2 Listen, point and say.



Module 4

Unit 2


3 Listen and colour.



4 Listen and say. Then chant.




Bob, Bob, Bob
is an orange dog.



5 Play the game. Choose and say.



cat	dog	panda	bird
green	yellow	blue	red



6 Colour and say.



Look, it's a blue cat.
And it's an orange cat.



Module 5



Unit 1 This is our teacher.

1 Listen and point.





2 Listen, point and find "This is..."





Module 5

Unit 1




Module 5

Unit 1

3 Listen and say.



This is my desk.
This is my chair.



This is our classroom.
This is our teacher.

4 Practise.

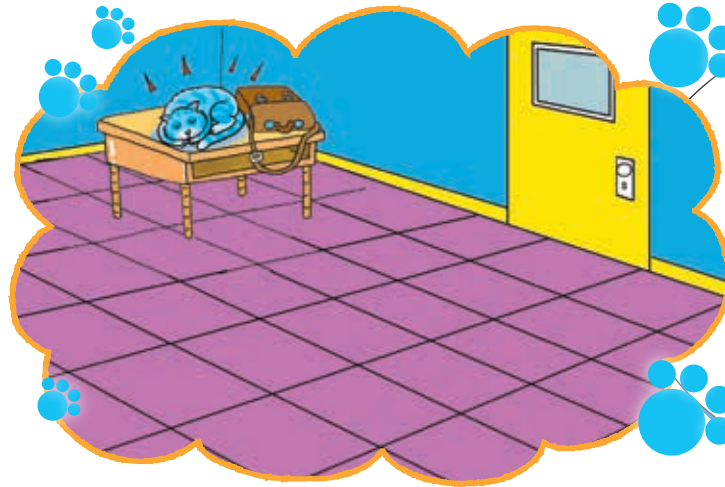



Module 5




Unit 2 That is a yellow cat.

1 Listen and chant.



Hey, hey!
That is a desk.
Aah, aah!
That is a bag.
Ooh, ooh!
That is a cat.

2 Listen, point and say.




Module 5

Unit 2


3 Listen, point and say.



4 Listen and say. Then chant.



5 Play the game. Point and say.




6 Do and say.





Unit 1 What's this?

1 Listen and point.





2 Listen, point and find "What's this?"





Module 6


Unit 1



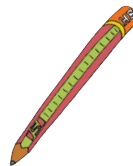

Module 6

Unit 1

3 Listen and say.



4 Practise.





What's this?

It's a door.

What's that?

It's a book.





Unit 2 It's my ruler.

1 Listen and point.



2 Listen, point and say.



3 Listen and colour.



4 Listen and say. Then chant.




Pen and pencil.
Pencil and pen.
Pen and pencil.
Say it again!



5 Play the game. Do and guess.



6 Draw, ask and answer.



Module 7



Unit 1 Is it a dog?

1 Listen and point.  




2 Listen, point and find "Is it a...?"   





Module 7

Unit 1



Module 7

Unit 1

3 Listen and say.

A: Is it a monkey?


B: No, it isn't.

A: Is it a dog?

B: Yes, it is.



4 Practise.



Is it a monkey?

No, it isn't.



Is it a monster?

Yes, it is.



Unit 2 It's a yellow cat.

1 Listen and point.



2 Listen, point and say.



Look, it's my cat.



No, it's a yellow cat.



Is it an orange house?



Oh no. It's an orange box.

5 Play the game. Choose and guess.




6 Make and say.



Module 8

Unit 1 How many?

1 Listen and point.



2 Listen, point and find numbers 1 to 10.



1

one




2

two



5

five



4

four



3

three



9

nine



8

eight



6

six



10

ten



7

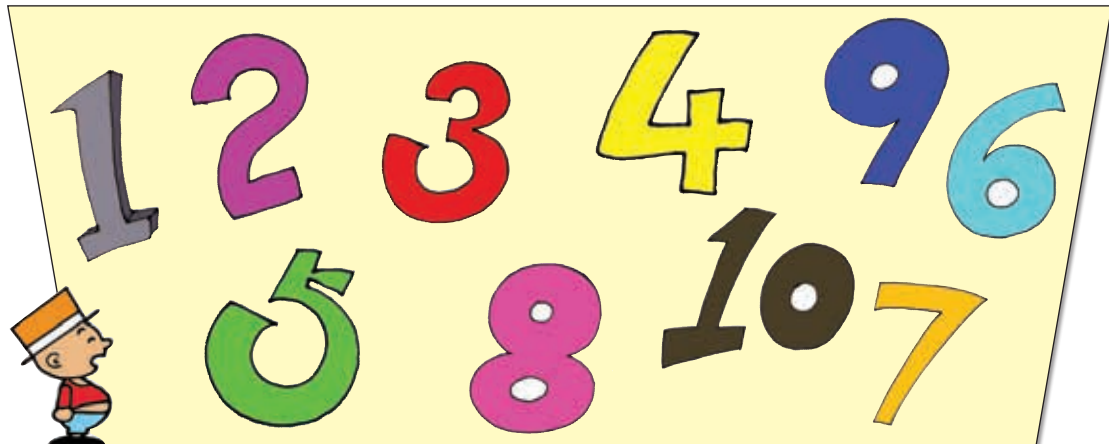
seven






Module 8

Unit 1

3 Listen, point and say. 



4 Draw faces on your fingers. Then practise. 







Unit 2 How many pink balls?

1 Listen and point.



One... six, seven, eight, nine, ten. Wow, ten!

2 Listen, point and say.





Module 8

Unit 2



3 Listen, tick and say. 





1

	
five <input type="checkbox"/>	four <input type="checkbox"/>



2

	
six <input type="checkbox"/>	three <input type="checkbox"/>

3

	
two <input type="checkbox"/>	seven <input type="checkbox"/>


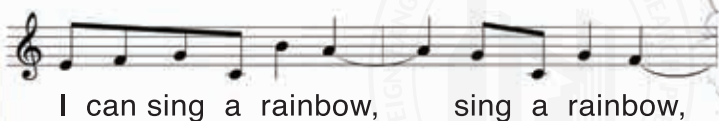
4

	
four <input type="checkbox"/>	nine <input type="checkbox"/>

4 Listen and say. Then sing. 



I CAN SING A RAINBOW



5 Play the game. Sing and do. 



6 Say and count. 



How many words can you say?



Bird, dog, pen, pencil, kite. Five!




Module 9




Unit 1 How old are you?

1 Listen and point. 



2 Listen, point and find "How old are you?"



How old are you, Daming?

I'm six, too.



How old are you, Lingling?

I'm seven.



Look! I'm six.



Six?

You're nine!

Oh! I'm six.



Module 9

Unit 1

3 Listen and say.



4 Practise.






Unit 2 Happy birthday!

1 Listen and point.




Happy birthday,
Jim.

Thank you, Sam.
But I'm Tim.



Happy birthday,
Jim.

Thank you, Sam.
But I'm Kim.
Ha ha...




2 Listen, point and say.



Happy birthday!

Thank you.



A pen for you.

Thank you,
Daming.

You're
welcome!



Module 9

Unit 2

3 Do and say. 



Happy birthday!
A book for you.

Thank you.

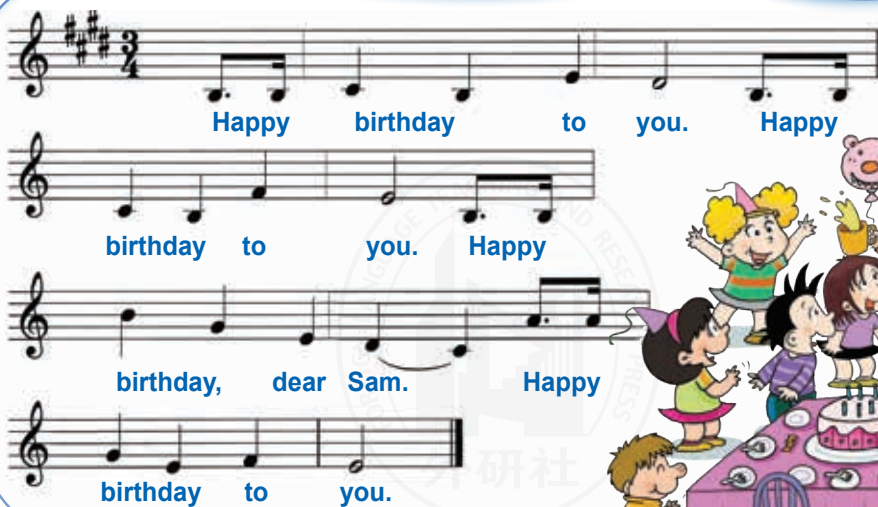
You're welcome!



4 Listen and say. Then sing. 



HAPPY BIRTHDAY





5 Play the game. Find and say.  

Zhang Hai

Lele

Xiaotao

Juanjuan



I'm 3

I'm 9

I'm 7

I'm 1



6 Make and say.  

I'm six.



I'm seven.

I'm 6



Unit 1 That is my father.

1 Listen and point.




2 Listen, point and find "That is my father."





Module 10



Unit 1



Module 10

Unit 1

3 Listen and say.



4 Practise.






Unit 2 That is his car.

1 Listen and point.




2 Listen, point and say.



Module 10

Unit 2

3 Listen, match and say. 



4 Listen and say. Then chant. 




This is Mother Panda
and Father Panda, too.
Grandma, grandpa,
brother, sister,
all in the zoo.


5 Play the game. Find and say.



This is my father. This is his car.



6 Make and say.









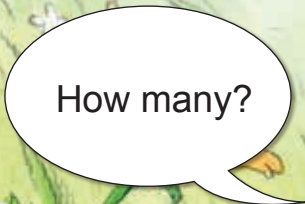

Review Module



1 Listen and point. Then practise.



2 Listen, clap and say.



How many?



Eight.




Review Module

3 Do and guess.



Review Module

4 Make and say.



5 Practise.



6 Cover, remember and say.



A: How many schoolbags?

B: Five schoolbags.



Words and Expressions in Each Module







Module 1

hello (hi) 你好
aah 啊
ooh 嗨
I 我
am (I'm = I am) 是 (我是)
goodbye (bye) 再见
How are you? 你好么? 你好!
*woof (狗发出的) 吠声
no 不, 不是
yes 是, 是的
sorry 对不起
fine (身体) 很好
thank 谢谢
you 你; 你们

Module 2


what 什么
is (what's = what is)
是 (是什么)
your 你的; 你们的
name 名字
please 请
ha ha 哈哈
good 好的
morning 早晨, 上午
Ms 女士
my 我的
bird 鸟 
*tweet (鸟) 啾啾的叫声
a(n) 一个, 一
boy 男孩 
girl 女孩 
whoops 哎哟
afternoon 下午
panda 熊猫 

Module 3

sit 坐 
down 向下
stand 站 
up 向上
open 打开
the 这(那)个; 这(那)些
window 窗户 
door 门 
See you! 再见!
point 指
to 向……
aargh 啊
desk 书桌 
chair 椅子 

Module 4

it 它
it's = it is 它是
red 红色; 红色的 
aha 啊哈
blue 蓝色; 蓝色的 
wow 呀, 哇
yellow 黄色; 黄色的 
oh 噢, 哦
colour 颜色
green 绿色; 绿色的 
now 现在
black 黑色; 黑色的 
white 白色; 白色的
dog 狗 
cat 猫 
and 和
hey 嘿, 喂
look 看
orange 橙色;
橙色的 



Module 5

this 这个

our 我们的

teacher 教师 

school 学校 

classroom 教室 

Nice to meet you. 见到你真高兴。

child 小孩, 儿童

that 那个

bag 包 

Module 6

schoolbag 书包 


book 书 

pen 钢笔 

pencil 铅笔 

ruler 直尺 

eraser 橡皮 

*pencil case 铅笔盒 

crayon 蜡笔 

Module 7

new 新的

kite 风筝 

or 或者

not (isn't = is not)

不(不是)

monkey 猴子 

*monster 怪物 

help 救命(呼救用语)

house 房屋, 住宅 

box 箱, 盒 

Module 8

how many 多少

one 一 **1**

two 二 **2**

three 三 **3**

four 四 **4**

count 数

say 说

five 五 **5**

six 六 **6**

seven 七 **7**

eight 八 **8**

nine 九 **9**

ten 十 **10**

pink 粉色; 粉色的 

ball 球 

so 这么, 那么

many 许多

brown 棕色; 棕色的 

Module 9

how old 多大

are 是

too 也

happy 快乐的

birthday 生日

but 但是, 可是

for 为, 给, 对

You're welcome! 不客气!

Module 10

father 父亲

*daddy 爸爸

mother 母亲

grandpa 祖父; 外祖父

grandma 祖母; 外祖母

friend 朋友

his 他的

car 汽车, 轿车 

sister 姐妹

brother 兄弟

her 她的

(注: 黑体词为义务教育英语课程标准二级词汇, 标有*的词为五级词汇表外的词汇)

Word List

Aa

- a(n) 一个, 一
aah 啊
aargh 啊
afternoon 下午
aha 啊哈
am (I'm = I am) 是 (我是)
and 和
are 是

Bb

- bag 包 
ball 球 
bird 鸟 
birthday 生日
black 黑色; 黑色的 
blue 蓝色; 蓝色的 
book 书 
box 箱, 盒 
boy 男孩 
brother 兄弟
brown 棕色; 棕色的 
but 但是, 可是

Cc

- car 汽车, 轿车 
cat 猫 
chair 椅子 
child 小孩, 儿童
classroom 教室 

colour 颜色

count 数

crayon 蜡笔 

Dd

*daddy 爸爸

desk 书桌 

dog 狗 

door 门 

down 向下

Ee

eight 八 8

eraser 橡皮 

Ff

father 父亲

fine (身体) 很好

five 五 5

for 为, 给, 对

four 四 4

friend 朋友

Gg

girl 女孩 

good 好的

goodbye (bye) 再见

grandma 祖母; 外祖母

grandpa 祖父; 外祖父

green 绿色; 绿色的 

Hh

ha ha 哈哈

happy 快乐的

hello (hi) 你好

help 救命 (呼救用语)

her 她的

hey 嘿, 喂

his 他的

house 房屋, 住宅 

How are you? 你好么? 你好!

how many 多少

how old 多大

Ii

I 我

is (what's = what is) 是 (是什么)

it 它

it's = it is 它是

Kk

kite 风筝 


Ll

look 看

Mm

many 许多

monkey 猴子 

*monster 怪物 

morning 早晨, 上午

mother 母亲

Ms 女士

my 我的

Nn

name 名字

new 新的

Nice to meet you.

见到你真高兴。

nine 九 **9**

no 不, 不是

not (isn't = is not) 不 (不是)

now 现在

Oo

oh 噢, 哦

one 一 **1**

ooh 嗨

open 打开

or 或者

orange 橙色; 橙色的 


our 我们的

Pp

panda 熊猫 

pen 钢笔 

pencil 铅笔 


*pencil case 铅笔盒 

pink 粉色; 粉色的 

please 请

point 指

Rr

red 红色; 红色的 

ruler 直尺 



Ss

say 说

school 学校 

schoolbag 书包 

See you! 再见!

seven 七 **7**

sister 姐妹

sit 坐 

six 六 **6**

so 这么, 那么

sorry 对不起

stand 站 

Tt

teacher 教师 

ten 十 **10**

thank 谢谢

that 那个

the 这(那)个; 这(那)些

this 这个

three 三 **3**

to 向……

too 也

*tweet (鸟) 啾啾的叫声

two 二 **2**

Uu

up 向上

Ww

what 什么

white 白色; 白色的

whoops 哎哟

window 窗户 

*woof (狗发出的) 吠声

wow 呀, 哇

Yy

yellow 黄色; 黄色的 

yes 是, 是的

you 你; 你们

You're welcome! 不客气!

your 你的; 你们的



Words in Songs and Chants


again 又一次, 再一次
all 全部的, 所有的
can 可以, 能
cap 帽子
ceiling 天花板
dear 亲爱的
floor 地板

hat 帽子
in 戴着
purple 紫色; 紫色的
rainbow 彩虹
sing 唱, 唱歌
zoo 动物园

Names

Amy 埃米
Ben 本
Bob 鲍勃
Jim 吉姆
Kami 凯米
Kim 金

Lucy 露西
Sam 萨姆
Smart 斯马特
Tim 蒂姆
Tom 汤姆






Reading for Pleasure



It's under the desk.





Reading for Pleasure



Project



Numbers

Make a number collage and say. 

A: How many?

B: Three.

1	3	5	7	9
2	4	6	8	10

Project

How many?



图例对照说明



act/choose/clap/cover/
do/make/practise



answer



ask



chant



colour



count



draw/tick




find



guess



listen



match



play



point



remember



say



sing



后记

既名为“后记”，一般应该是本教材使用完毕后才看到的吧。

那么，同学们，你们喜欢这套教材吗？大明、玲玲以及他们的小伙伴们是否让你们喜爱上了英语，并且帮助你们掌握了一定的英语运用能力呢？如果是这样，那就太好了！希望你们在以后的英语学习中继续大胆地开口说英语——课上说、课下说；继续积极地参与各项语言活动。一句话，你们要尽量主动使用英语来表达意思和做事情，这样才能把英语学好。

可敬的老师们，感谢你们的辛勤劳动，以及你们为国家英语课程改革付出的努力和做出的贡献。在修订本套教材的过程中，我们也充分考虑了英语课程改革以及一线教学的需求。修订后的教材更加突出了英语课程工具性和人文性的统一，优化了各册的结构设计和内容安排，以使教学脉络更加清晰、梯度更加合理。

为了在最大程度上保证教材与课程标准的契合，便于一线教学使用，所有参与本套教材编写的人员均付出了艰辛的努力。在此我想特别感谢我的编写团队，没有他们的努力与付出，就没有本教材的问世。

本册教材的主要编写人员如下（中方编写人员按姓氏笔画排序）：

Naomi Simmons（英） Carlos Barcenas（英）

于业宏 王馨悦 孙泓 张琦 樊波

你们的

二〇一二年春日





New Standard English



绿色印刷产品

