

五·四学制



义务教育教科书

英语

(三年级起点)

五年级 下册



山东科学技术出版社

义务教育教科书(五·四学制)

英语

(三年级起点)

五年级 下册



义务教育教科书（五·四学制）

英语

（三年级起点）

五年级 下册

出版者：山东科学技术出版社

地址：济南市玉函路16号

邮编：250002 电话：(0531) 82098762

发行者：山东新华书店集团有限公司

印刷者：山东临沂新华印刷物流集团有限责任公司

开本：787mm×1092mm 1/16 印张：6 字数：120千字

版次：2012年12月第1版

2021年11月第10次印刷

ISBN 978-7-5331-5908-5

定价：5.89元

前 言

亲爱的同学们，欢迎你们使用这套小学英语教材！

学习英语，有利于同学们更好地了解世界，学习先进的科学文化知识，和各国青少年相互沟通；有利于你们开阔视野，丰富生活经历，培养爱国主义精神，为你们的健康成长打下基础。

学完了这套英语教材，你们将能够用英语和同学们互相交流，能听懂、读懂并讲述简单的英语小故事，能演唱20多首英语歌曲和歌谣，甚至还能用英语表演小短剧呢！除了这些，你们还将了解一些外国有趣的人和事。

这套教材有以下几个特点：第一，它是专门为五年制小学的同学编写的；第二，教材内容生动有趣，通过Li Ming、Jenny和Danny等人物展开故事，配有大量的图画；第三，重视英语的学用结合，能够帮助同学们学会用英语“做事情”；第四，学习的难度不大，只要坚持认真学习，积极参与听、说、读、写活动，就能学好！

同学们，这套教材是数码有声点读教材，并且配有学习活动光盘、录音磁带、配套练习册、词汇卡片等，为你们的学习提供了方便。相信你们会喜欢这套教材，喜欢英语学习，并在学习过程中培养良好的习惯和优秀品德，将来成为祖国的有用人才。

祝你们成功！

编 者

2013年12月

主 编：田贵森 高洪德
副 主 编：陈元宝 刘 倩
分册主编：张 莉 蒋 航
编写人员：高洪德 陈元宝 刘 倩 张 莉 蒋 航 闫爱玲
 李红玲 朱 莉 唐广新 马 彦 李 东 王 红
 纪荣艳 孙 杰 孙 泓

项目负责：孙 锋
责任编辑：庾 艳 杨立龙 于康康

美术编辑：姜海涛

装帧设计：刘从蓉

音乐编辑：脱晓燕

插 图：刘从蓉 金慧婕

电脑制作：安树仁


审 校：Andrew Gee [英]

审 定：李静纯

图例对照说明



listen



read



say



write



repeat



sing



do



talk / discuss



fun time



CONTENTS

Unit 1	Winter Holidays	2
Unit 2	Good Behaviour	14
Unit 3	Health	26
Unit 4	Neighbourhood	38
Unit 5	Country Life	50
Unit 6	Plan for the Summer	62
Review	74
Words in Each Unit	82
Vocabulary	86



My Friends & I



Jenny




Li Ming



Guo Yang



Wang Hong



It's me.



Andy



Li Mei



Danny



Peter

UNIT 1

Winter Holidays

How were your winter holidays?

Wonderful!

What did you do in the holidays?



Welcome back to school!

I went ice fishing in the holidays. I got a big fish.

I didn't go ice fishing, but I got a fish, too.

I visited my grandparents in the country.

UNIT 1

Lesson 1

What did you do in the holidays?

1. Listen and say.



Wang Hong: Hi, Li Ming! How were your winter holidays?

Li Ming: Wonderful! I learned Beijing Opera.

Peter: Really? Was it fun?

Li Ming: Yes, but a little difficult.

Li Ming: What did you do in the holidays, Wang Hong?

Wang Hong: I went to Hainan.

Peter: Oh, it's a beautiful place. Did you swim in the sea?

Wang Hong: Yes, I did. I had a good time.



Wang Hong: Did you enjoy your holidays, Peter?

Peter: Yes. I went back to Canada.

I visited my friends and took many pictures.

Wang Hong: Can I have a look?

Peter: Sure.



2. Let's talk.



What did you do in the holidays?

I learned Beijing Opera.

Did you learn it in an art school?

Yes, I did. I had a good time.

3. Let's do.



I learned Beijing Opera in the holidays.



OUR WINTER HOLIDAYS



learned Beijing Opera

UNIT 1

Lesson 2

I didn't ski.

1. Listen and say.



Peter: Come on! Look at my pictures!

Wang Hong: Wow! So beautiful!

Where did you take them?

Peter: I took them in Ottawa.



Wang Hong: What sport is this?

Peter: It's ice hockey, my favourite sport. I played it with my friends.

Wang Hong: Where are you in the picture?

Peter: I'm here, behind the tall boy.

Li Ming: I can't find you in this picture.

Peter: I didn't ski. I took pictures for them.

Danny: Look! So many beautiful dogs!

Peter: Yes. I went dog sledding with my dad.



Peter: I also went ice fishing on the lake.

Li Ming: Oh, you got a big fish!

Danny: I didn't go ice fishing, but I got a fish, too. Look!

2. Let's talk.



I went ice fishing
in the holidays.

I didn't go ice fishing.
I went skating.



3. Let's do.



Activity	visit friends	take pictures	play football	go skating	
Name					
Liu Mei	√	×			

Did you visit
your friends?

Yes, I did.

Did you take
pictures?

No, I didn't.

In the holidays, Liu Mei
visited her friends. She
didn't take pictures. She ...



Lesson 3

Everyone was happy that day.

1. Let's read.



It was the Lantern Festival. Li Ming visited his grandparents with Jenny and Danny. They had *yuanxiao* for breakfast. It was very nice.



Then they went to watch a parade. Jenny learned the *yangge* dance from grandma. It was fun.



What did Danny do? He joined the parade. He acted like the Monkey King. How interesting!



In the evening, they watched the beautiful lanterns. Danny guessed a riddle and got a prize. He was very excited. Everyone was happy that day.

2. Let's discuss.



- (1) What did Li Ming do at the Lantern Festival?
- (2) What did Danny do in the parade?
- (3) Did they have a good time?

What did Li Ming do at the Lantern Festival?



3. Let's write.



Fill in the blanks.



Monday February 13 Sunny

It was the Lantern Festival. I _____
my grandparents with Jenny and Danny. We had
yuanxiao for _____. It was very nice.

Then we went to _____ a parade. We
joined it. It was interesting.

We watched the _____ lanterns in the
_____.

We all had a good time.



UNIT 1

Lesson 4

Again, please!

1. Let's listen.



Listen and number.



Talk about the above pictures.

What did Li Ming do last Sunday?



2. Listen and repeat.



picture

music

tiger

pupil

today

again

enjoy

behind

3. Let's read.



Read and tick (√).

Jim is an American boy. He did many things during his Christmas and New Year holidays. He went to see his grandparents. They had a big dinner together. Then he visited a police station with his parents. He has always wanted to be a policeman. In the last week, he joined in a camp. He learned how to escape from fire and water in the camp. It was difficult but exciting.

Jim had a busy holiday, but he enjoyed it.

Notes

American 美国的
 during 在……期间
 big dinner 丰盛的正餐
 police station 警察局
 always 总是
 camp 野营
 escape 逃脱
 fire 火



4. Fun time.



Ha-ha! No!

Try yourself.

1. Enjoy it.

The Story of Nian



In the old days, there was a monster. It was Nian. Everyone was afraid of it.



Spring was coming. Nian went to a village at night. It ate many animals.



One day, an old man came to the village. "Don't be afraid. I have an idea," he said.



He put up a couplet on the door and set off fireworks. People followed him.



Nian came again. It saw the red couplets and heard the fireworks. It was afraid and ran away.



Everyone was happy again. From then on, they put up couplets and set off fireworks on that day every year. The day was named Nian.

Notes

monster 怪兽

village 村庄

put up 张贴

couplet 对联

follow 模仿

heard 听到

from then on 从那以后

was named 被叫做

2. Check it.

I know


holiday place dog lake difficult also them like	parade enjoy ski act went took	19★
Beijing Opera Lantern Festival ice hockey dog sledding ice fishing		I've got ____★.

I can

<p>I can say the sentences:</p> <ul style="list-style-type: none"> ☆ I didn't go ice fishing. ☆ — What did you do in the holidays? — I learned Beijing Opera. ☆ — Did you enjoy your winter holidays? — Yes, I did. / No, I didn't. <p>I can do the following:</p> <ul style="list-style-type: none"> ▶ talk about my winter holidays ▶ talk about the Lantern Festival 	I've got ____★ and ____▶.
--	----------------------------------

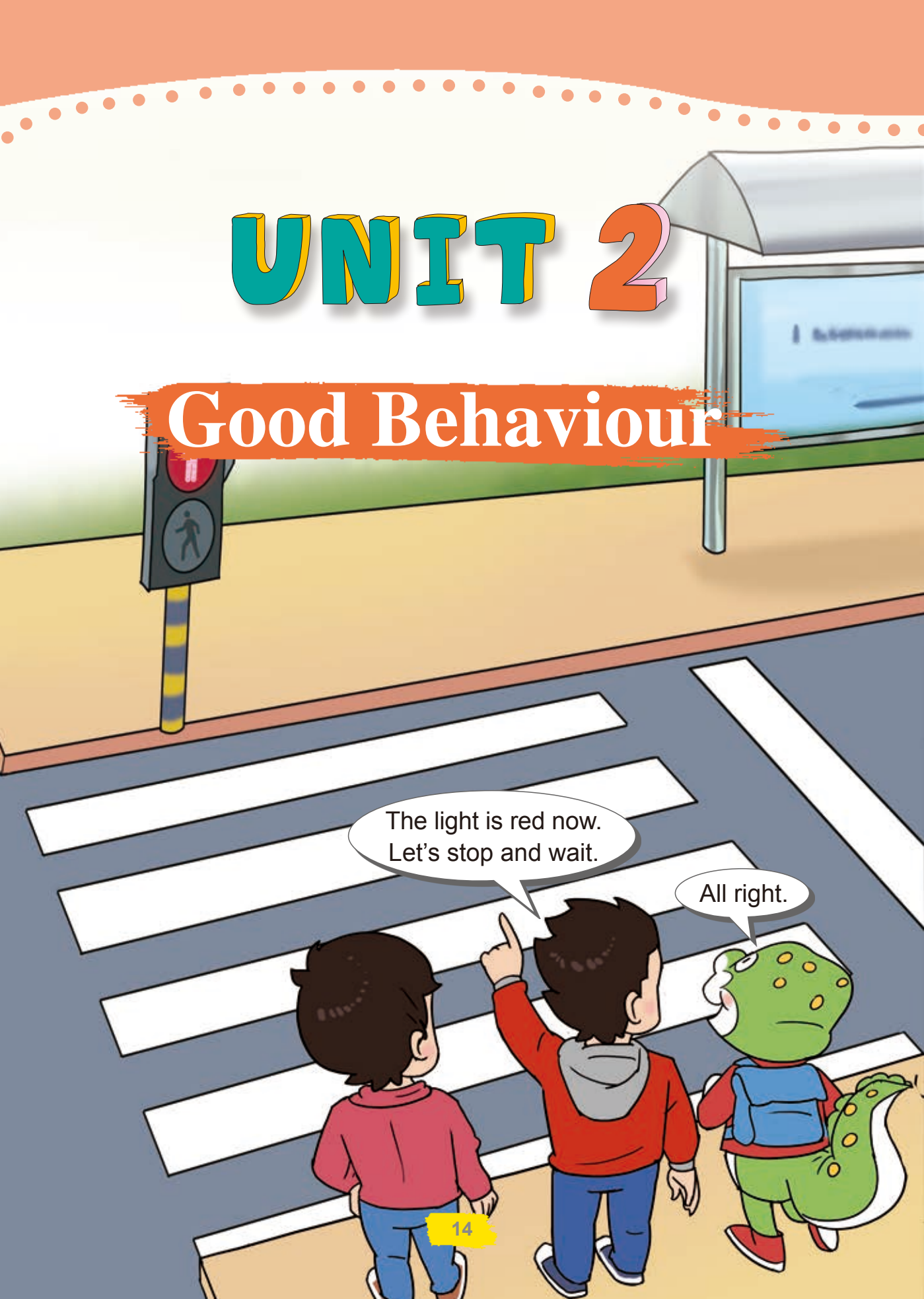
3. Learn to learn.

Use the time line to know tenses.



UNIT 2

Good Behaviour



The light is red now.
Let's stop and wait.

All right.

售票处

Don't push, Danny.
Let's wait in line.

Oh, sorry.

Don't feed them too
much, my dear.

OK.

UNIT 2

Lesson 1

Let's stop and wait.

1. Listen and say.



Li Mei: Good morning, auntie.

Li Ming's mum: Good morning, Li Mei. What do you want to do today?

Li Mei: I want to go to the zoo. I want to see the pandas.

Li Ming's mum: OK! I'll go with you.



Li Mei: Oh, so many cars!

Li Ming's mum: Look before you cross the street.

Li Ming: The light is red now. Let's stop and wait.

Li Mei & Danny: All right.

Li Mei: Look! Here comes the bus.

Danny: Hurry up! Let's get on the bus.

Li Ming: Don't push, Danny. Let's wait in line.

Danny: Oh, sorry.



2. Let's talk.



The light is green now.



Let's cross the street.

3. Let's do.



The light is red. Stop and wait, please.


Wait in line. Don't push.

Look before you cross the street.

...



The light is red. Stop and wait, please.



UNIT 2

Lesson 2

Don't shout, please.

1. Listen and say.



Danny: Hey! Li Mei! Come here!

Li Ming's mum: Don't shout, please.

Danny: Oh, I'm sorry. Take this seat, Li Mei.

Li Mei: Thank you.

Li Ming: Don't put your bag on the seat, Danny.

Danny: All right.

Li Ming: Please sit here, grandma.

Danny: Please take my seat, grandpa.

Grandpa & Grandma: Thank you, children.

Li Ming & Danny: You're welcome.



Li Mei: Is the zoo far, auntie?

Li Ming's mum: No, it's near.

We'll get off at the next stop.

Li Mei: I can't wait!



2. Let's talk.



Don't run on the bus.



Oh, I'm sorry.



3. Let's do.



Rules on the Bus

- Don't push.
- Don't shout.
- Don't run.
- ...

Rules in the Library

- Put books back before you leave.
- ...
- ...



Rules ...

- ...
- ...
- ...

UNIT 2

Lesson 3

They are in the zoo.

1. Let's read.



There are three pandas in the zoo. Li Mei is happy to see them. She says, "Let's take a picture with them." "OK. But don't walk on the grass," says Li Ming.



A panda comes to them. Li Mei wants to give it an apple. Danny says, "Don't feed it, please."

They go to see the deer. Li Mei gives them some grass. Her aunt says, "Don't feed them too much, my dear."



"Ha-ha. I'm your dear, but I'm not a deer," says Li Mei. They all laugh.

2. Let's discuss.



- (1) Who wants to take a picture with the pandas?
- (2) Does Danny want to give an apple to the panda?
- (3) What does Li Mei's aunt say to her?

Who wants to take a picture with the pandas?



3. Let's write.



Fill in the blanks.



Welcome to the zoo, my _____ friends. I'm Panpan. You can take a _____ with me. But don't _____ me, please.

walk

dear

Hello, I'm a deer. I live in the _____, too. You can feed me. But please don't feed me too much. Don't _____ on the grass, please. It's my food.

picture



zoo

feed

UNIT 2

Lesson 4

Again, please!

1. Let's listen.



Listen and tick (✓).



Talk about the above pictures.

Let's get on the bus.

...



2. Listen and repeat.



holiday

family

difficult

hospital

potato

tomato

tomorrow

computer

3. Let's read.



Read and tick (√).

In 1978, Kapitsa got the Nobel Prize. His friends were all happy. "You are great!" one of them said. "What university made you so great?" "Kindergarten," Kapitsa said. "There I learned to share my toys with friends, and to love trees and flowers. There I learned not to take the things of other children. These bring a lot of good to me."


Notes

the Nobel Prize 诺贝尔奖
 university 大学
 kindergarten 幼儿园
 share 分享
 other 别的, 其他的
 bring 带来
 a lot of 很多的
 good 好处

Kapitsa learned _____ in the kindergarten.

- to share toys with friends
- to love trees and flowers
- not to shout
- not to take the things of other children

4. Fun time.



Try yourself.

1. Enjoy it.

The Magic Words



Long long ago, a little boy was walking in a forest. He saw an old tree. The tree said to the boy, "I am a magic tree. Say the magic words and you will see."



The boy tried many words, but they didn't work. Then the boy said, "Please, dear tree!" A door opened in the tree! But it was dark inside.



The tree said, "Say the magic words, please." Then the boy said, "Thank you!" With this, it turned bright inside the tree and the boy saw a lot of toys.



After that, "please" and "thank you" became the magic words. Do you often say them?

Notes

magic 有魔力的

work 起作用, 奏效

bright 明亮的

word 话

dark 黑暗的

see 明白

inside 在……里面

tried 试

turn 变为

2. Check it.

I know

street grass dear stop put walk give near far all	auntie seat deer shout push feed laugh	21★ I've got ____★.
cross the street wait in line get on get off		

I can



<p>I can say the sentences:</p> <ul style="list-style-type: none"> ☆ Hurry up. ☆ Let's stop and wait. ☆ Don't walk on the grass. <p>I can do the following:</p> <ul style="list-style-type: none"> ▷ talk about rules in the zoo ▷ talk about good behaviour 	<p>I've got ____★ and ____★.</p>
---	--------------------------------------

3. Learn to learn.


Find signs in daily life.



Exit.




No smoking.




UNIT 3

Health



What's wrong with you?

I cough and feel cold.



How are you feeling today, Wang Hong?

Much better. Thank you.

An apple a day keeps the doctor away.

UNIT 3

Lesson 1

What's wrong with you?

1. Listen and say.



Mum: It's time to get up, dear.

Wang Hong: I don't feel well, mum. I feel cold.

Mum: Oh, you have a fever. Let's go and see the doctor.

Doctor: What's wrong with you?

Wang Hong: I cough and feel cold.

Doctor: Do you have a headache?

Wang Hong: Yes. I have a very bad headache.

Doctor: Let me have a look.



Doctor: You have a bad cold.

Wang Hong: That's so bad.

Doctor: Don't worry. Take some medicine. You'll be all right.

Wang Hong: Thank you, doctor.



2. Let's talk.



What's wrong with you?

I cough.
I have a bad cold.

Go and see the
doctor, please.

OK.

3. Let's do.



What's wrong with you?

I have a headache.

You have a bad cold.
Take some medicine.
...

Do you ...?

...

Thank you, doctor.

UNIT 3

Lesson 2

How are you feeling today?

1. Listen and say.



Mum: I'm going to work, dear. Take the medicine on time and drink some water.

Wang Hong: OK. Don't worry, mum. Goodbye.

Mum: Bye!



Miss Zhang: How are you feeling today, Wang Hong?

Wang Hong: Much better. Thank you, Miss Zhang.

Miss Zhang: Take a good rest. You'll get well soon.

Wang Hong: But I'm worried about my lessons.

Miss Zhang: Don't worry. We'll help you.

Li Ming: Hi, Wang Hong! Are you feeling better?

Wang Hong: Yes. Thank you. How was school today?

Danny: Good. Here's an apple for you.

Wang Hong: Thank you.

Danny: An apple a day keeps the doctor away.



2. Let's talk.



How are you feeling now?

Much better.

Take a good rest.
You'll get well soon.

Thank you.

3. Let's do.



Take a good rest.

Drink some water.

Have some fruit.

...



UNIT 3

Lesson 3

How can we keep healthy?

1. Let's read.



We should do sports every day. We should have enough sleep. It makes us healthy and strong.



We shouldn't play computer games for too long. It's bad for our eyes.



We should eat fruit and vegetables every day. An apple a day keeps the doctor away.



We shouldn't eat too much junk food. Junk food is not good for our health. It makes us fat.

2. Let's discuss.



- (1) What should we do?
- (2) What should we eat?
- (3) What shouldn't we do?

What should we do?



3. Let's write.



Fill in the blanks.

How can we keep healthy? We should eat _____ and vegetables every day. We _____ eat too much junk food. We should have enough _____. We shouldn't go to bed late. We should do sports every day. It makes us _____ and strong. We shouldn't play computer games for too long. It's _____ for our eyes.

bad

shouldn't

sleep

healthy

fruit

UNIT 3

Lesson 4

Again, please!

1. Let's listen.



Listen and tick (✓).


(1)



(2)



(3)



(4)



Talk about the above pictures.

Do you have a fever?



2. Listen and repeat.



You have a fever.

It's time to get up.

Here's an apple for you.

They are my mum and dad.

3. Let's read.



Read and tick (√).

Nancy is 110 years old. She's still healthy. How does she keep healthy?

She takes exercise every day. She always goes for walks in the morning and in the evening.

She likes fruit and vegetables. Her favourite fruit are apples. But her teeth are not good. So she drinks apple juice.

"Do you want to be healthy?" Nancy said. "Eat a lot of fruit and vegetables. Take exercise every day."



Notes

take exercise 锻炼

go for walks 散步

teeth 牙齿

- (1) Nancy takes exercise every day.
- (2) Nancy likes fruit and vegetables.
- (3) Nancy eats apples every day.

4. Fun time.



After dinner
I had some
candies.



I had a big bar
of chocolate.



I had an ice-
cream.



Oh, I have a
toothache!



Try yourself.

1. Enjoy it.

Losing Weight



The elephant family are fat. One day, Mum says, "We should lose weight. So we can be healthy." "OK," say Dad and Baby.



"We shouldn't eat too much. Let's have vegetable soup only," says Mum. Dad and Baby are not happy. They want to eat more. But they can't.



At night, Dad and Baby are hungry. They go to the kitchen and want to eat a cake. "Don't eat at night!" It's Mum! They have to go back. They are sad.



Mum finds a better way. They have enough food for meals. They get up early in the morning. Dad and Baby play badminton. Mum skips. The elephant family become healthy again.

Notes

lose weight 减肥 only 仅仅 have to 不得不 badminton 羽毛球

2. Check it.

I know

<p>cold lesson sleep feel wrong bad every healthy much</p>	<p>health cough should better enough fat soon</p>	<p>24 ★</p>
<p>junk food have a fever have a headache have a cold take some medicine take a rest keep healthy on time</p>		<p>I've got ____ ★ .</p>

I can

<p>I can say the sentences:</p> <p>☆ — What's wrong with you? — I cough and feel cold.</p> <p>☆ Take the medicine on time and drink some water.</p> <p>☆ We should have enough sleep.</p> <p>☆ We shouldn't play computer games for too long.</p> <p>I can do the following:</p> <p>▷ talk about how to keep healthy</p> <p>▷ talk about different illnesses</p>	<p>I've got ____ ★</p> <p>and ____ 🚩 .</p>
--	--

3. Learn to learn.

Use a card for your public speech.




- Grandpa Li
- bad cold
- went to see him
- did housework
- happy



UNIT 4

Neighbourhood






What's that blue building?



It's a bookshop.



Look! Some people are doing *taijiquan* under the tree.

UNIT 4

Lesson 1

He lives next to me.

1. Listen and say.



Li Ming: Jenny! This is Andy. He lives next to me.

Jenny: Nice to meet you, Andy. Where are you from?

Andy: Hi. I'm from Ottawa.

Jenny: Oh! I'm from Ottawa, too!

Andy: Where did you live in Ottawa?

Jenny: I lived in Young Street.

Andy: Oh, we were neighbours in Canada.

Jenny: And you are neighbours in China!



Jenny: Do you enjoy your stay in Beijing?

Andy: Yes, I do. I like Chinese food. And the new neighbourhood is nice.

Li Ming: Shall I show you around?

Andy: Good idea. Thank you.



2. Let's talk.



Henry
the U.S.



Ann
India



Paul
France



Amy
Canada

Where is Henry from?

He's from the U.S.

Does he enjoy his stay in China?

Yes, he does. He likes Beijing Opera. He likes his neighbourhood.

3. Let's do.



Jobs

doctor
nurse
businessman
teacher
gardener
cook
policeman

Let's find our neighbours.



Hobbies

singing
dancing
playing basketball
playing the *erhu*
playing the piano
running
reading

Mary is my neighbour. She's from Beijing. She's a teacher. She likes dancing.



UNIT 4

Lesson 2

Is there a gym around?

1. Listen and say.



Andy: What are the men doing in the garden?

Li Ming: They're playing Chinese chess.

Jenny: Let's go and have a look.



Andy: Chinese chess is different from our chess.

Li Ming: I think so.

Andy: What's that blue building?

Li Ming: It's a bookshop. And there is a supermarket beside it.

Jenny: It's like our supermarket.

Andy: Is there a gym around?

Li Ming: No, but we have a sports centre. Look! Danny is skating there.

Jenny: Come on! Let's go and play with him.



2. Let's talk.



Is there a supermarket in your neighbourhood?



Yes. It's beside the garden.

3. Let's do.



supermarket

bookshop

sports centre

school

...

This is our neighbourhood. There's a school, a garden and ... The school is near the garden. Behind the garden, there's a supermarket ... We like our neighbourhood.



Lesson 3

They are having lots of fun.

1. Let's read.



It's Sunday morning. There are many people in the park. They are enjoying themselves.



Some women are singing Beijing Opera under the tree. Jenny tries to follow them.

Some people are doing *taijiquan* near the lake. Andy is watching them. He wants to learn it.



"Come on, Andy. Let's do kung fu," says Danny. Andy comes over. He's now following Danny. They are having lots of fun.

2. Let's discuss.



- (1) What are the women doing under the tree?
- (2) Where are the people doing *taijiquan*?
- (3) Is Andy learning kung fu from Danny?

What are the women doing under the tree?



3. Let's write.



Fill in the blanks.



beside

under the tree

women

lots of

people

Good morning! I'm in the sports centre now. There are many _____ here. They are enjoying themselves.

Look! Some _____ are singing Beijing Opera near the lake. They sing well. _____ them, some children are skating.

They are happy. Some men are doing taijiquan _____.

They are having _____ fun.

What a happy neighbourhood!

UNIT 4

Lesson 4


Again, please!

1. Let's listen.




Listen and tick (✓).

(1)



(2)



(3)



(4)



Talk about the above pictures.

Where is the girl from?



2. Listen and repeat.



Come on, children!
He wants to learn it.
Nice to meet you.
They are having lots of fun.

3. Let's read.



Read and tick (√).

Hello, I'm Nick. I'm from Britain.

My neighbourhood is beautiful. Each family has a garden. There are trees and beautiful flowers. Families like to show off their gardens.

My neighbourhood is quiet. When I'm at home, I can hear the birds sing.

My neighbours are very kind. We often help each other. When one family is away, other families will help them water their gardens.

Welcome to my neighbourhood!

- (1) In Nick's neighbourhood, families like to show off their gardens.
- (2) When Nick is at home, he can hear the birds sing.
- (3) Nick often visits his neighbours at the weekend.

Notes

each 每个
show off 夸耀
quiet 安静的
hear 听到
bird 鸟

4. Fun time.



We have a new neighbour.
His name is Targer.



Tiger?!

Hi, I'm Targer.
Nice to meet you!



Er ...
Welcome! TARGER!

Try yourself.

1. Enjoy it.

A Good Neighbour



Rabbit was Tortoise's new neighbour. But soon, she wanted to move away. "Tortoise is so slow. I don't like him," she said.

One morning, Rabbit cleaned her shoes and put them in the garden. Then she went out. It rained in the afternoon, so she came back. She couldn't find her shoes. Tortoise put them away, but his own clothes were still in the rain.

Rabbit was touched. She said, "I won't move again. I have a good neighbour!"

Notes

tortoise 乌龟

move away 搬走

slow 缓慢的

put away 收起

own 自己的

touched 受感动的

2. Check it.

I know

<p>idea men women supermarket people think beside</p>	<p>neighbour neighbourhood garden bookshop stay follow</p>	<p>21 ★</p>
<p>good idea sports centre show around play chess come over enjoy themselves next to lots of</p>		<p>I've got ____ ★.</p>

I can

<p>I can say the sentences:</p> <ul style="list-style-type: none"> ☆ He lives next to me. ☆ — Is there a gym around? — Yes, there is. / No, there isn't. ☆ Some people are doing <i>taijiquan</i> near the lake. <p>I can do the following:</p> <ul style="list-style-type: none"> ▷ talk about my neighbours ▷ talk about my neighbourhood 	<p>I've got ____ ★</p> <p>and ____ ▶.</p>
--	---

3. Learn to learn.

Peer assessment.


There is a park near my home. Look! Two old men are doing *taijiquan*. Some women are dancing. Some boys are playing games. Everyone is very happy.





	A	B	C	D
Pronunciation	✓			
Sentences	✓			
Eye contact		✓		
Volume	✓			

UNIT 5

Country Life



There is a river near the village.




How many ducks do you have?

Twenty-one.



Are there any fish in it?

Yes, there are lots of fish.



Hi, children. Come and look at my garden.

You have so many vegetables.

Lesson 1

There is a river near the village.

1. Listen and say.



Guo Yang: This is my grandparents' village.

Jenny: Look at the new houses. How beautiful!

Danny: Wow! So many trees and flowers!

Guo Yang: Yes. Look! There are many birds in the trees. They are singing happily.

Guo Yang: There is a river near the village.

Jenny: Are there any fish in it?

Guo Yang: Yes, there are lots of fish.

Danny: Great! We can go fishing.



Jenny: Look! There are some ducks in the river!

Danny: What are they doing?

Guo Yang: They are catching fish.

Danny: I want to catch fish, too.

Guo Yang: We may do it tomorrow.

Now let's go to my grandparents' house.



2. Let's talk.



This is a village. There is a river near the village.



Are there any trees in the village?

Yes, there are.

3. Let's do.



I like this village. There is a river near the village.



Are there ...?



I like this city.
There are ...



Is there ...?

Lesson 2

How many ducks do you have?

1. Listen and say.



Grandma: Hello, children! Welcome to my house.

Children: Thanks, grandma.

Danny: Your yard is beautiful. The baby ducks are so lovely.

Jenny: How many ducks do you have?

Grandma: Twenty-one.



Jenny: Oh, what a lovely sheep!

Guo Yang: It's not a sheep. It's a goat.

Grandma, where is grandpa?

Grandma: He's in the vegetable garden.

Jenny: Hi, grandpa. You have so many vegetables.

Danny: Cucumbers, tomatoes ... What are these?

Grandpa: They're potato plants.



Danny: Where are the potatoes?

Grandpa: They're in the soil. Look!

Danny: Wow! One, two ... seven. Seven potatoes.

Grandpa: Let's cook them for dinner.

Children: Great!

2. Let's talk.



How many sheep do you have?

Six.

How many goats does the girl have?

Five.

3. Let's do.



Let's draw our vegetable garden.

OK.

This is our vegetable garden. There are many vegetables in it. We have ...

...

Draw some tomato plants, please.



Lesson 3

He goes to school by school bus.

1. Let's read.



Guo Liang is in Grade Four. He lives in the country. He goes to school by school bus. He likes science. Sometimes he has science classes in the field. It's very interesting. After school he often helps his parents feed the cows. At the weekend, he usually goes to his father's orchard. His father has many fruit trees there. Guo Liang often helps him pick fruit. Look! He is picking cherries. How happy he is!

2. Let's discuss.



- (1) How does Guo Liang go to school?
- (2) What does he often do after school?
- (3) What does he usually do at the weekend?



3. Let's write.



Fill in the blanks.

in the field

pick fruit

go to school

after school

*Hello, everyone! I am Guo Liang. I live in the country.
 I _____ by school bus. My favourite class is
 science. Sometimes I have science classes _____.
 I have many interesting things to do _____. I
 often feed the cows. At the weekend, I usually go to my
 father's orchard to help him _____. I enjoy my life.*


Lesson 4

Again, please!

1. Let's listen.



Listen and number.



Talk about the above pictures.

Are there any cows on the farm?



2. Listen and repeat.



Boy: What vegetables do you have? ↘

Girl: I have cucumbers and potatoes. ↘

Boy: Do you have any tomatoes? ↗

Girl: No, I don't. ↘

3. Let's read.



Read and tick (√).

In the U.S., there are many kinds of farms, such as horse farms, vegetable farms and dairy farms. They are interesting places. On horse farms, people can ride horses. There are horse races on some horse farms every year. On vegetable farms, people can pick and buy fresh vegetables. They may also eat some fresh vegetables there. On dairy farms, people can feed and milk cows. They may also drink fresh milk there.









Notes

kind 种类
such as 例如
dairy farm 牛奶场
ride 骑

4. Fun time.



Let's sing.

Old MacDonald had a farm.

1 = D $\frac{4}{4}$

1 1 1 5̣ 6̣ 6̣ 5̣ 3 3 2 2 1 . 5̣

Old Mac - Do - nald had a farm, E - I - E - I - O. And

1 1 1 5̣ 6̣ 6̣ 5̣ 3 3 2 2 1 . 5̣

on the farm he had some ducks, E - I - E - I - O. With a

1 1 1 5̣ 1 1 1

quack quack here, and a quack quack there.

1 1 1 1 1 1 1 1 1 1 1

Here a quack, there a quack, every - where a quack, quack.

1 1 1 5̣ 6̣ 6̣ 5̣ 3 3 2 2 1 - ||

Old Mac - Do - nald had a farm, E - I - E - I - O.

Try yourself.

1. Enjoy it.

He doesn't do it.



Spring comes. Dog is planting potatoes. "I'm going to plant potatoes, too," Monkey says. But he doesn't do it.



Panda is planting tomatoes. "I'm going to plant tomatoes, too," Monkey says. But he doesn't do it.



Cat is planting corn. "I'm going to plant corn, too," Monkey says. But he doesn't do it.



Winter comes. Dog, Panda and Cat have lots of food. What about Monkey?

Notes

corn 玉米

2. Check it.

I know

bird duck sheep plant cow river baby house any	village goat yard cucumber grade orchard happily	19 ★
pick fruit in the soil in the field		I've got ____ ★ .

I can

<p>I can say the sentences:</p> <ul style="list-style-type: none"> ☆ There are many birds in the trees. ☆ There is a river near the village. ☆ — Are there any fish in it? — Yes, there are. / No, there aren't. ☆ — How many ducks do you have? — Twenty-one. <p>I can do the following:</p> <ul style="list-style-type: none"> ▶ retell the story about Guo Liang ▶ talk about a village 	<p>I've got ____ ★</p> <p>and ____ ▶ .</p>
--	--

3. Learn to learn.

Learn to write in a good process.



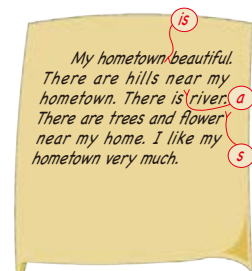
Brainstorming.



Main Points

1. My hometown
2. Hills & river
3. Trees & flowers
4. My feeling

Main points.



Writing and correcting.

UNIT 6


Plan for the Summer

What are you going to do this summer holiday?

I'll go to a summer camp in Britain.


You'd better take an umbrella. It often rains in London.

Thank you. I will.



Do you have any plans, Danny?

Yes. I'll go with Li Ming.



What will you do this summer holiday?

I'll take swimming classes. I want to be a swimming star in middle school!

Lesson 1

What are you going to do this summer holiday?

1. Listen and say.



Li Ming: Do you have any plans for the summer?

Jenny: Yes. I'm going to read some Chinese storybooks. I also want to take Chinese painting classes.

Li Ming: Sounds good!



Jenny: What about you?

Li Ming: I'll go to a summer camp in Britain. I'll go to English classes and visit some famous places.

Jenny: It must be fun.

Wang Hong: What are you going to do this summer holiday?

Peter: I'm going to travel around China. Then I'll go back to Canada with my parents.

Wang Hong: When will you come back?

Peter: I'm not sure.



Wang Hong: I'm going to travel, too. I'm going to Harbin.

Peter: Do you have any plans, Danny?

Danny: Yes. I'll go with Li Ming.

2. Let's talk.



What are you going to do this summer holiday?

I'm going to take Chinese painting classes.

It must be fun.



3. Let's do.



Plan for the Summer

What to do: travel
Where to go: Harbin
How to go: by train

...

What are you going to do this summer holiday?

I'm going to travel to Harbin. I'll go there by train. It must be fun.



Lesson 2

You'd better take an umbrella.

1. Listen and say.



Jenny: Where are you going to stay for the summer camp?

Danny: We're going to stay in London.

Li Ming: We'll have English classes during the weekdays.

Jenny: What about the weekends?

Li Ming: We'll visit some famous places.

Jenny: Are you going to visit the British Museum?

Li Ming: Sure. We'll also go to Hyde Park and the London Eye.



Jenny: Are you ready for the camp?

Li Ming: I think so. I have my camera, clothes and a map.

Jenny: You'd better take an umbrella. It often rains in London.

Li Ming: Thank you. I will.

Danny: I'll take my football!



2. Let's talk.



What are you going to do this summer holiday?

I'm going to read some storybooks.

You'd better read *Snow White*.

Thank you. I will.

3. Let's do.



I'm going to travel to Harbin ...

You should take a camera.

You'd better take a map.



Good idea! Thank you.

You'd better ...

Lesson 3

Get ready for a new school life!

1. Let's read.



The summer holiday is coming. I will travel around the country with my family. I can learn a lot from the trips. Also, I will take swimming classes. I want to be a swimming star in middle school!

This summer holiday is different. Everyone is getting ready for middle school life. We may go to different middle schools next term. So it's time to say goodbye to my teachers and friends. I will miss my school. I will miss my teachers. And I will miss my friends, too.



I will go to middle school next term. I will have new subjects, so I can learn more. I will make new friends. I will have new teachers. It's really exciting to have a new school, new teachers and new friends.

2. Let's discuss.



- (1) What will Guo Yang do this summer holiday?
- (2) Why is this summer holiday different?
- (3) Will Li Ming be excited? Why?



3. Let's write.



Fill in the blanks.

Boy: What will you do this summer holiday?

Girl: I will go to the library and _____.
What about you?

Boy: I'm going to _____ the country with
my family.

Girl: Sounds interesting! What are you going to do
for your middle school life?

Boy: I will _____. I want to be a swimming
star in middle school.

Girl: Next term we may go to different schools.
I have to _____ to my friends.

take swimming
classes

travel around

say goodbye

read books

UNIT 6

Lesson 4

Again, please!

1. Let's listen.



Listen and match.



Talk about the above pictures.

What is Wang Hong going to do this summer holiday?



2. Listen and repeat.



Boy: Are you ready for the camp? ↗

Girl: Yes. ↘ I have my camera, clothes and a map. ↘

Boy: Where are you going to stay? ↘

Girl: I'm going to stay in London. ↘

3. Let's read.



Read and tick (√).

Pupils in the U.S. have a long summer holiday. It is about ten weeks. How do they spend their summer holidays?

Some pupils go to different summer schools. They study maths or some other subjects. Some learn cooking and crafts. Many pupils like reading in the library. They also go to different summer camps. Football camps, science camps and space camps are popular.

American pupils enjoy their holiday life.

Notes

spend 度过

craft 手工

space camp 太空营









4. Fun time.



Read and enjoy.

Summer


In the summer I live near a river.
 Sometimes I become a swimmer,
 Eating ice cream, playing ball.
 Sometimes I give my friend a call.
 Summer's over, time for school.
 I think my summer is really cool!

Sarah

Try yourself.

1. Enjoy it.

Newton's Apple Tree



One day, in Woolsthorpe Manor in England, a young man was reading under an apple tree. He saw an apple fall down from the tree. “Why did the apple fall down? Why didn’t it fly up to the sky?” He thought and thought. In the end, he discovered gravity. Who’s the young man? He is Newton.

“There was a great apple on a tree in Woolsthorpe Manor. The tree is old now. But it is still alive. If you go there, you can see it,” people will tell you.

Notes

Woolsthorpe Manor 伍尔斯索普庄园

England 英格兰

thought 思考

discover 发现 gravity 地心引力

Newton 牛顿

alive 活着的

if 如果

2. Check it.

I know

travel map umbrella	plan weekday camera trip term miss	16 ★
Chinese painting class summer camp the British Museum the London Eye Hyde Park middle school get ready		I've got ____ ★ .

I can

<p>I can say the sentences:</p> <p>☆ — What are you going to do this summer holiday? — I'm going to travel around China.</p> <p>☆ I'll go to a summer camp in Britain.</p> <p>☆ You'd better take an umbrella.</p> <p>I can do the following:</p> <p>▷ talk about my summer plan</p> <p>▷ give suggestions on my classmates' summer plans</p>	I've got ____ ★ and ____ ▶ .
--	---------------------------------

3. Learn to learn.

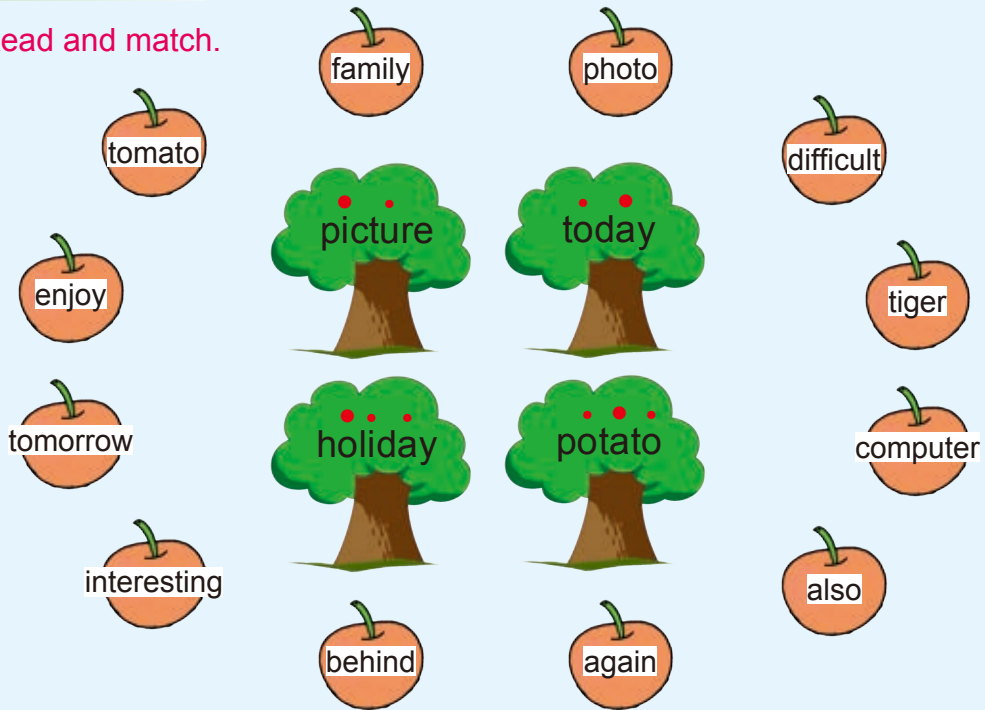
Learn to make a plan for study.

My English Study Plan			
Read stories	Learn songs	Watch films	
<i>Snow White</i>	<i>Do-Re-Mi</i>	<i>The Lion King</i>	

Review


Task 1

Read and match.




Task 2

Listen and choose.



Task 3

Play and talk.



Task 4


Look and say.



A



B



Task 5

Tick, talk and write.

Health Survey

	A. Yes.	B. No.
Do you do sports every day?		
Do you go to bed before nine?		
Do you eat vegetables every day?		
Do you wash your hands before meals?		
Do you often eat fruit?		

You got 5 A's.
Good!



You should wash your
hands before meals.



Thank you. I will.



How can we keep healthy?

We should _____
_____.

We shouldn't _____
_____.

Task 6

Write and talk.

Summer Plan

Dates	Things to do
July 10-July 30	take Chinese painting classes

What's your plan for the summer?



When?

I'm going to take Chinese painting classes.



From July 10 to July 30.

Timetable for Summer Holidays

Time	Things to do
7:00	get up
7:30	do sports

This summer holiday, I will get up at 7:00. I'm going to ...



Task 7

Read and match.

Spring comes. The little tadpoles are swimming in the lake.



One day, Mother Duck is playing with her babies. The little tadpoles ask, "Auntie Duck, where's our mum?" "I don't know. But your mum has a big head."



The tadpoles see a fish. She is swimming. The little tadpoles say happily, "Mum, mum!" "Sorry, I'm not your mum. Your mum has four legs."



They see a tortoise. She is sleeping. "Mum, mum!" the tadpoles say loudly. "Sorry, I'm not your mum. Your mum has two big eyes and wears a green dress."



Finally, they see a frog. The frog is jumping around. "Mum, mum!" the tadpoles say loudly. "Oh, my dear babies!" Mother Frog says happily.



Task 8

Read, talk and write.



I like holidays. I can do many things in the holidays.
Last winter holiday, I _____ Beijing Opera. It was fun, but a little _____. I visited my grandparents with Jenny and Danny. We had a good time in the _____.
This summer _____, I'll go to London for a summer camp. I'll go to _____ classes and visit some famous places. I will _____ plans for it.



country

learned

make

difficult

holiday

English

What did Li Ming do last winter holiday?

He learned Beijing Opera.

What is he going to do this summer holiday?

What about your holidays?

My Holidays

Last winter holiday, I _____.

This summer holiday, I'm going to _____.



Task 9

Look, read and say.



I grow up!



Please sit here, grandpa.



Thank you.

What did Danny do?

He guessed a riddle and got a prize.




What club would you like to join?



I'd like to join the Table Tennis Club.

Happy Teachers' Day, Miss Zhang. Here's a card for you.



What are you going to do at the Shaolin Temple?

How beautiful! Thank you, Danny.

What are you doing, Danny?

I'm watering the flowers.



I'm going to learn kung fu.



Words in Each Unit

单元词汇表

(注：黑体单词要求学生能听、说、认读、规范书写，其他单词只作听、说、认读要求)

Unit 1

holiday 假期，节假日
Beijing Opera 京剧
a little 稍许，一点儿
difficult 困难的，不易的
went (go的过去式) 去
place 地方，场所
enjoy 喜欢；享受……的乐趣
them 他们，她们，它们
so 这么，那么
ice hockey 冰球运动
ski 滑雪
dog 狗
dog sledding 狗拉雪橇运动
also 而且，还
ice fishing 冰钓运动
lake 湖
got (get的过去式) 收到；得到
lantern 灯笼
the Lantern Festival 元宵节
parade 游行；列队表演
act 举动，表现；表演
like 像，相似
riddle 谜；谜语

prize 奖品，奖赏

Unit 2

auntie 伯母；婶母；姑母；姨母
(aunt的非正式称呼)
cross 横穿
street 大街，街道
stop 停止，停下来；车站
get on 上(车)
push 挤，推挤
wait in line 排队等候
shout 大声说，喊叫，呼喊
seat 座，座位
put 放，放置
You're welcome. 不用谢，别客气。
far 远的，遥远的
near 近的，接近的
get off 下(车)
walk 走，行走
grass 草
give 给予
feed 喂养
deer 鹿
too much 太多

dear 亲爱的人

all 全部

Unit 3

feel 感受到，觉得

fever 发烧，发热

wrong 不正常的，不好的

What's wrong? 怎么啦?

cough 咳嗽

headache 头痛

bad 严重的，厉害的

cold 感冒，伤风

medicine 药，药物

on time 准时，按时

much ……得多

better (健康状况) 好转的

rest 休息

get well 康复

soon 不久，即刻，很快

lesson 课，课程

keep away (使) 远离

should 应当，应该

every 每个，所有的

enough 充分的，足够的

sleep 睡眠

healthy 健康的

junk food 缺乏营养的劣等食物

health 健康(状况)

fat 肥胖的

Unit 4

next to 紧挨着，紧靠着

neighbour 邻居

stay 停留，逗留，暂住

neighbourhood 社区，住宅小区

show 带领，指引

around 到处，四处；在周围

idea 主意，想法

men (**man**的复数) 成年男子

garden 宅旁花园，菜园

chess 棋

Chinese chess 中国象棋

think 认为；以为

bookshop 书店

supermarket 超级市场，超市





beside 在……旁边，在……近旁
centre (商业或其他活动的) 中心

people 人，人们
themselves 他(她，它)们自己
enjoy themselves 过得愉快，感到快乐

women (**woman**的复数) 成年女子

follow 仿效

come over 过来

lots of 大量的，许多的

Unit 5

village 村庄，乡村

bird 鸟

happily 高兴地，快乐地

river 江，河

any 一点，一些，少许

duck 鸭子

catch 捕捉

yard 后院

• **baby** 婴儿；幼兽；雏鸟

• **sheep** 绵羊

• goat 山羊

• cucumber 黄瓜

• **plant** 植物；秧苗

• soil 土壤，土地，泥土

• grade 年级

• field 田地；田野

• **cow** 奶牛

• orchard 果园

• pick 采，摘

• cherry 樱桃

Unit 6

• plan 计划；打算

• storybook 故事书

• painting 画，绘画作品

• sound 听起来

• camp 活动营地，度假营地

• must 一定，肯定

• **travel** 旅行

• during 在……期间

• weekday 工作日(星期一至星期五某天)

• the British Museum 大英博物馆

• Hyde Park 海德公园

• the London Eye 伦敦眼

• camera 照相机，摄影机

• **map** 地图

You'd better ... 你最好（还是）……

umbrella 雨伞

country 国家

trip 旅行，外出

get ready 准备；做准备

middle school 中学

life 经历，生活

• term 学期

• miss 思念，想念

• more 更，更多

• exciting 令人兴奋的，使人激动的，
刺激的

•
•
•
•
•



Vocabulary

词汇表

A

a little 稍许，一点儿
act 举动，表现；表演
all 全部
also 而且，还
any 一点，一些，少许
around 到处，四处；在周围
auntie 伯母；婶母；姑母；姨母
(aunt的非正式称呼)

B

baby 婴儿；幼兽；雏鸟
bad 严重的，厉害的
Beijing Opera 京剧
beside 在……旁边，在……近旁
better (健康状况)好转的
bird 鸟
bookshop 书店

C

camera 照相机，摄影机
camp 活动营地，度假营地
catch 捕捉
centre (商业或其他活动的)中心
cherry 樱桃
chess 棋
Chinese chess 中国象棋
cold 感冒，伤风
come over 过来
cough 咳嗽
country 国家
cow 奶牛
cross 横穿
cucumber 黄瓜

D

dear 亲爱的人
deer 鹿
difficult 困难的，不易的
dog sledding 狗拉雪橇运动

dog 狗
duck 鸭子
during 在……期间

E

enjoy themselves 过得愉快，感到快乐
enjoy 喜欢；享受……的乐趣
enough 充分的，足够的
every 每个，所有的
exciting 令人兴奋的，使人激动的，刺激的

F

far 远的，遥远的
fat 肥胖的
feed 喂养
feel 感受到，觉得
fever 发烧，发热
field 田地；田野
follow 仿效

G

garden 宅旁花园，菜园
get off 下（车）
get on 上（车）
get ready 准备；做准备
get well 康复
give 给予
goat 山羊
got (get的过去式) 收到；得到
grade 年级
grass 草

H

happily 高兴地，快乐地
headache 头痛
health 健康（状况）
healthy 健康的
holiday 假期，节假日
Hyde Park 海德公园

I

ice fishing 冰钓运动
ice hockey 冰球运动
idea 主意，想法

J

junk food 缺乏营养的劣等食物

K

keep away (使) 远离

L

lake 湖

lantern 灯笼

lesson 课, 课程

life 经历, 生活

like 像, 相似

lots of 大量的, 许多的

M

map 地图

medicine 药, 药物

men (man的复数) 成年男子

middle school 中学

miss 思念, 想念

more 更, 更多

much ……得多

must 一定, 肯定

N

near 近的, 接近的

neighbour 邻居


neighbourhood 社区, 住宅小区

next to 紧挨着, 紧靠着

O

on time 准时, 按时

orchard 果园



P

painting 画, 绘画作品
parade 游行; 列队表演
people 人, 人们
pick 采, 摘
place 地方, 场所
plan 计划; 打算
plant 植物; 秧苗
prize 奖品, 奖赏
push 挤, 推挤
put 放, 放置

R

rest 休息
riddle 谜; 谜语
river 江, 河

S

seat 座, 座位
sheep 绵羊
should 应当, 应该
shout 大声说, 喊叫, 呼喊
show 带领, 指引
ski 滑雪

sleep 睡眠
so 这么, 那么
soil 土壤, 土地, 泥土
soon 不久, 即刻, 很快
sound 听起来
stay 停留, 逗留, 暂住
stop 停止, 停下来; 车站
storybook 故事书
street 大街, 街道
supermarket 超级市场, 超市

T

term 学期
the British Museum 大英博物馆
the Lantern Festival 元宵节
the London Eye 伦敦眼
them 他们, 她们, 它们
themselves 他(她, 它)们自己
think 认为; 以为
too much 太多
travel 旅行
trip 旅行, 外出

U

umbrella 雨伞

V

village 村庄，乡村

W

wait in line 排队等候

walk 走，行走

weekday 工作日（星期一至星期五
某天）

went (go的过去式) 去



What's wrong? 怎么啦?

women (woman的复数) 成年女子

wrong 不正常的，不好的

Y

yard 后院

You'd better ... 你最好（还是）……

You're welcome. 不用谢，别客气。



义务教育教科书 英语 (三年级起点) 五年级 下册
价格批准文号: 鲁发改价格核 [2021] 631006 举报电话: 12345



定价: 5.89元(上光)