

义务教育教科书



义务教育教科书

ENGLISH

英语

(一年级起点)

二年级上册

英语 (一年级起点)

二年级上册



绿色印刷产品



定价：4.70 元

全国价格举报电话：12315

河北教育出版社

河北教育出版社

义务教育教科书

ENGLISH

英语

(一年级起点)

二年级上册

[中国] 河北教育出版社
[加拿大] DC加拿大国际交流中心 合作编写



河北教育出版社

致同学

亲爱的同学们，欢迎你们进入二年级！

学习英语一年了，你们已经能用英语互相问候，了解了怎样用英语描述学校、颜色、自己的年龄、家庭成员等方面的内容，并能用英语进行一些日常对话和简单的自我表述，你们一定感到兴奋和自豪吧！

这学期你们跟着丹尼、詹妮和李明可以学到哪些新的英语知识，增长哪些英语能力呢？你们都迫不及待了吧？这学期，你们将继续学习关于学校、介绍新朋友等内容以及一些常用的礼貌用语；你们还将学习身体部位、更多的数字和一些常用的衣物名称。

同学们，只要你们积极参与到听听、说说、唱唱和做做的活动中，就一定会发现——学英语真是既容易又有趣！

同学们，在英语学习中，你们要主动地听，积极地参与，敢于开口，不怕挑战，遇到困难大胆求助。这样，你们一定能学好英语！



CONTENTS



Unit 1 Welcome to School! 1

Unit 2 My Body 17

Unit 3 Fun with Numbers 33

Unit 4 My Clothes 49

Word List 65

Vocabulary 67



UNIT 1



Lessons 1~6


Welcome to School!



Lesson 1 My School

1 Listen and say!  





2 Let's chant! 🗣️

Boys and girls,
Welcome to school.
This is our class.
We are in Grade 2.



Lesson 2 This Is My Friend

1 Listen and say!  

This is my friend.
His name is Li Lin.



This is my friend.
Her name is Kim.



We are friends!



2 Let's play! 

Stop! Go!

One, two, three, go!



Stop!

This is my friend.
His name is...



3 Let's do it! 

Introduce a friend.

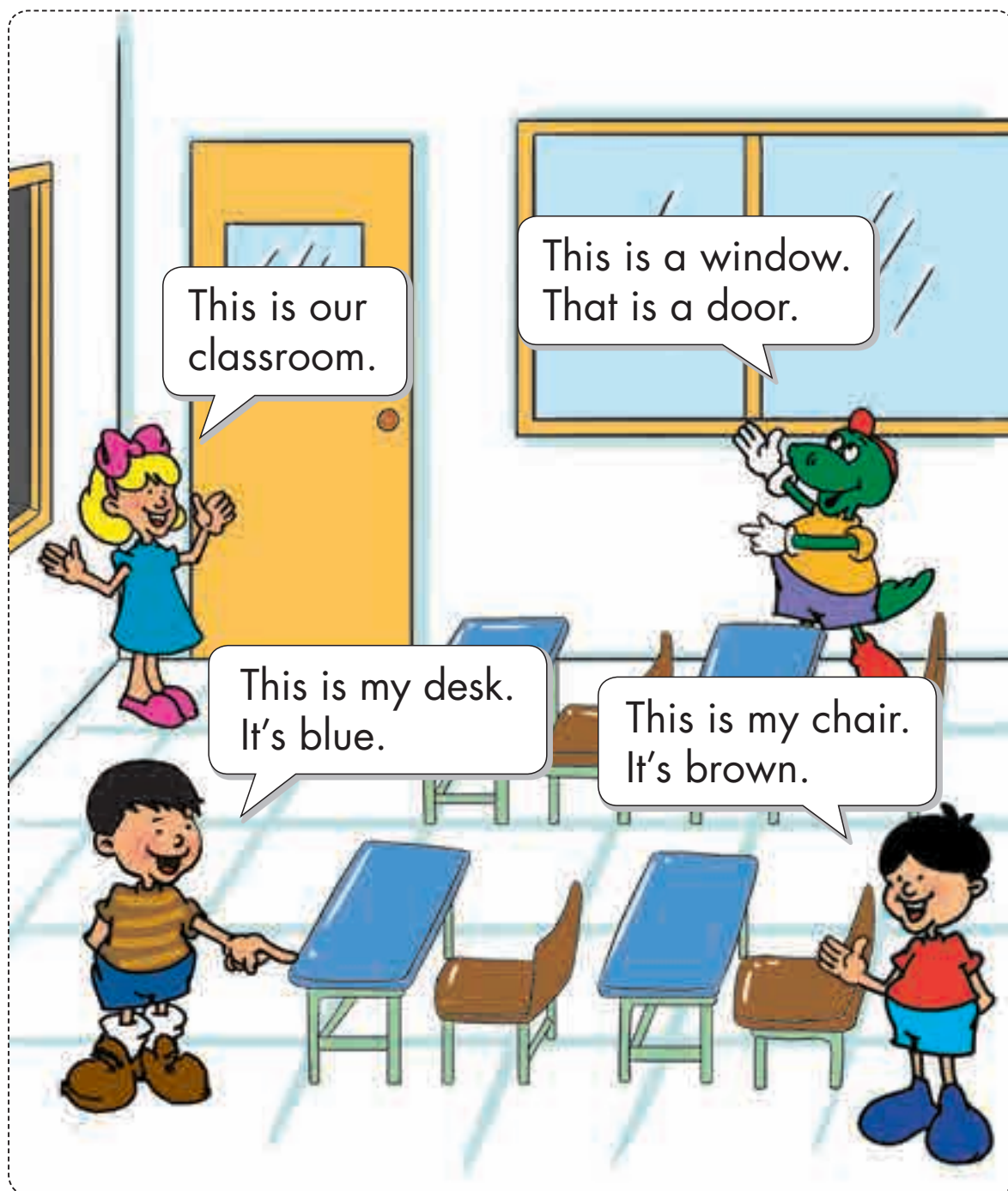
This is my friend.
His name is Danny.



This is my friend.
Her name is Jenny.

Lesson 3 In the Classroom


1 Listen and say!  



2 Let's do it!



Listen and colour.



3 Let's sing!



This is my desk.
That is your chair.

This is my book.
That is your ruler.



Lesson 4 This Is My Schoolbag

1 Listen and say!  



schoolbag

This is my schoolbag. It's pink.

This is my schoolbag. It's blue and white.



What's in your schoolbag?

One pencil box and three books.



2 Let's play!

Look and say.

What's in your schoolbag?



3 Let's do it!

Listen and colour.



Lesson 5 Where Is It?

1 Listen and say!  



in the book



on the book



under the book



in the desk



on the desk



under the desk

Where is
my pencil?

It's under
the book.



Where is Danny?

I don't know.


He is under the desk.



2 Let's play!

Listen and do.

Put your ruler on the chair.



Lesson 6 May I Have a Pencil?

1 Listen and say!  

How many pencils do you have?

I have two.

May I have one?

Sure.

May I have a green marker?

Sorry. I don't have a green marker.

2 Let's chant!

May I have a pencil?
May I have a marker?
May I have a ruler?
Okay. Here you are.




3 Let's play!

Card game.



Unit 1 Review

① I can read



② I can listen and say




- He/She is a new student.
- His/Her name is Li Lin/Kim.
- This is a window.
- That is a door.
- This is my schoolbag. It's pink.
- Where is my pencil?
- It's under the book.
- May I have a green marker?

3 I can point and say

This is my friend.
His name is Li Lin.
Her name is Kim.
She is a new student.



4 I can look and number



- 1. door
- 2. window
- 3. desk
- 4. chair
- 5. student

5 I can read and match



The ruler is in the box.



His schoolbag is blue and white.



The ruler is on the box.



Her schoolbag is pink and blue.



The ruler is under the box.

ALL DONE!



UNIT 2

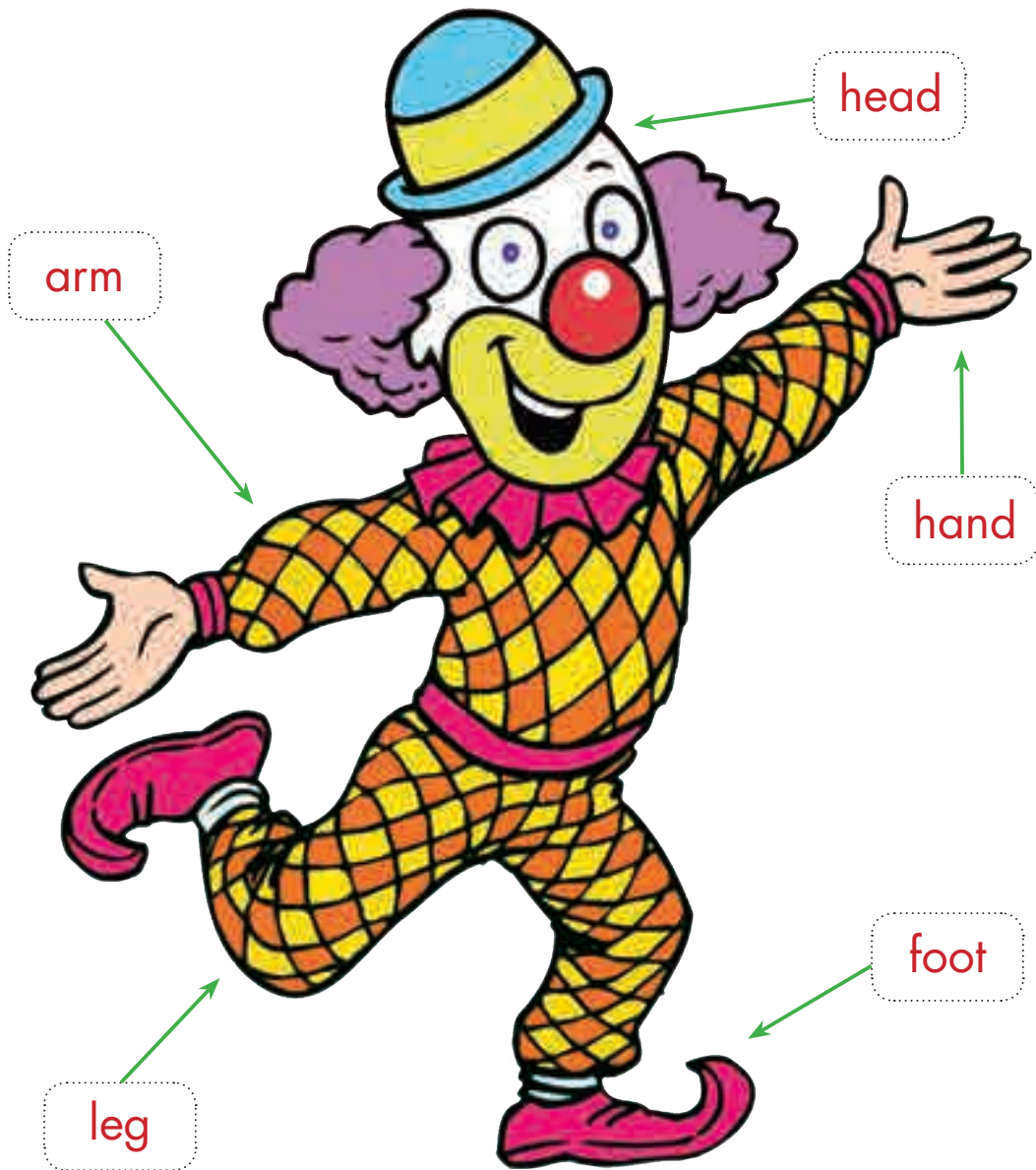
Lessons 7~12

My Body



Lesson 7 This Is My Body

1 Listen and say!  



This is my body.

2 Let's play!

Listen and do.



Hand on head!



3 Let's do it!

Read and match.


head

leg

arm

hand

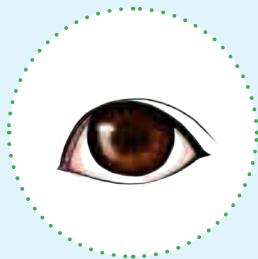
foot



Lesson 8 This Is My Face

1 Listen and say!  

This is my face.



eye



nose



mouth



ear

2 Let's sing!  

This is my nose.
I touch my nose.
These are my eyes.
I touch my eyes.




3 Let's play! 

Simon says.



Lesson 9 I See with My Eyes

1 Listen and say!  



These are my eyes.
I see with my eyes.



I see a desk.

I see a book.




2 Let's chant! 🗣️

Open your eyes,
One, two.
Close your eyes,
One, two.
Touch your head,
One, two.
Wash your face,
One, two.



3 Let's play! 👤👤

I see something.



Lesson 10 I Hear with My Ears

1 Listen and say!  



ear

I hear with
my ears.



I have
two ears.



I have
two eyes.



I have
one nose.



2 Let's play! 

Simon says.



Simon says, "Touch your head."



Touch your ears.



3 Let's sing! 

Use your eyes.
Look and see.
Use your eyes.
Look at me.



Use your ears.
Hear this song.
Use your ears.
And sing along!



Lesson 11 I Eat with My Mouth

1 Listen and say!  



mouth

I eat with my mouth. Yummy.



I drink with my mouth.



I talk with my mouth.



2 Let's play! 

Act and guess.

I drink with my mouth.



3 Let's do it! 

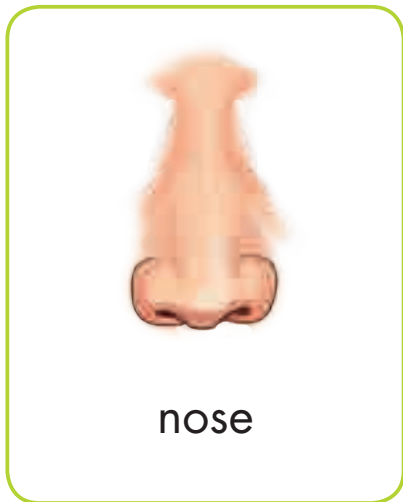
Listen and draw.

Draw a big mouth.



Lesson 12 I Smell with My Nose

1 Listen and say!  



This is my nose.



I smell with my nose.
Mmmm. Very good.

2 Let's chant! 

Smell, smell, smell,
I smell with my nose.
Smell, smell, smell,
I smell a rose.



3 Let's do it! 


Read and match.

I eat with my mouth.

I smell with my nose.

I hear with my ears.

I see with my eyes.



Unit 2 Review

1 I can read




2 I can listen and say

- This is my face.
- These are my eyes.
- I see with my eyes.
- I hear with my ears.
- I eat with my mouth.
- I smell with my nose.



3 I can draw and match



These are my eyes.

This is my nose.

This is my mouth.

These are my ears.

This is my head.

4 I can listen and number



5 I can read and match



Touch your nose.

These are my two ears.



I have two arms.



I can see with my eyes.



ALL DONE!

UNIT 3

Lessons 13~18

Fun with Numbers



Lesson 13 Let's Count!

1 Listen and say!  

1 one



2 two



3 three



4 four



5 five



6 six



7 seven



8 eight




9 nine



10 ten





2 Let's chant! 

One, two,
The bird is blue.
Three, four,
Open the door.

Five, six,
Find the box.
Seven, eight,
Read and write.


Nine, ten,
Let's count again!



Lesson 14 Numbers 11~13


① Listen and say!  

11
eleven




eleven apples

12
twelve



twelve pears


13
thirteen



thirteen oranges

2 Let's do it! 

Count and colour the number.



How many birds can you see?

Let's count.

thirteen twelve eleven nine seven

Lesson 15 Numbers 14~16

1 Listen and say!  

14
fourteen



fourteen grapes

15
fifteen



fifteen strawberries

16
sixteen



sixteen bananas

2 Let's play!

Match the number.

Look at the number.




Fifteen.




3 Let's do it!

Find the number.



Sixteen.

8	14	12
11	15	16
9	10	13



Lesson 16 Numbers 17~19

1 Listen and say!  

17


seventeen

18

eighteen

19

nineteen




2 Let's play!

Pair them up.



3 Let's do it!

Look, think and say.

six teen		sixteen
seven teen		seventeen
eight teen		eighteen
nine teen		nineteen

Lesson 17 Number 20

1 Listen and say!  

20
twenty



twenty markers

Look. I have fifteen markers.

I have five.

How many markers do they have?

Twenty.



2 Let's chant!

Eleven, twelve,
Thirteen and fourteen,
Fifteen, sixteen,
It's fun to learn.

Seventeen, eighteen,
Nineteen and twenty.
Numbers are fun.
Let's chant again!



3 Let's do it!

Read and match.



seventeen

sixteen

eighteen

twenty

nineteen

Lesson 18 Fun with Numbers

1 Listen and say!  

Wow! How many do you have, Danny?



I have... twenty!




Oh no! I have seventeen now.




2 Let's play!

Find the numbers.



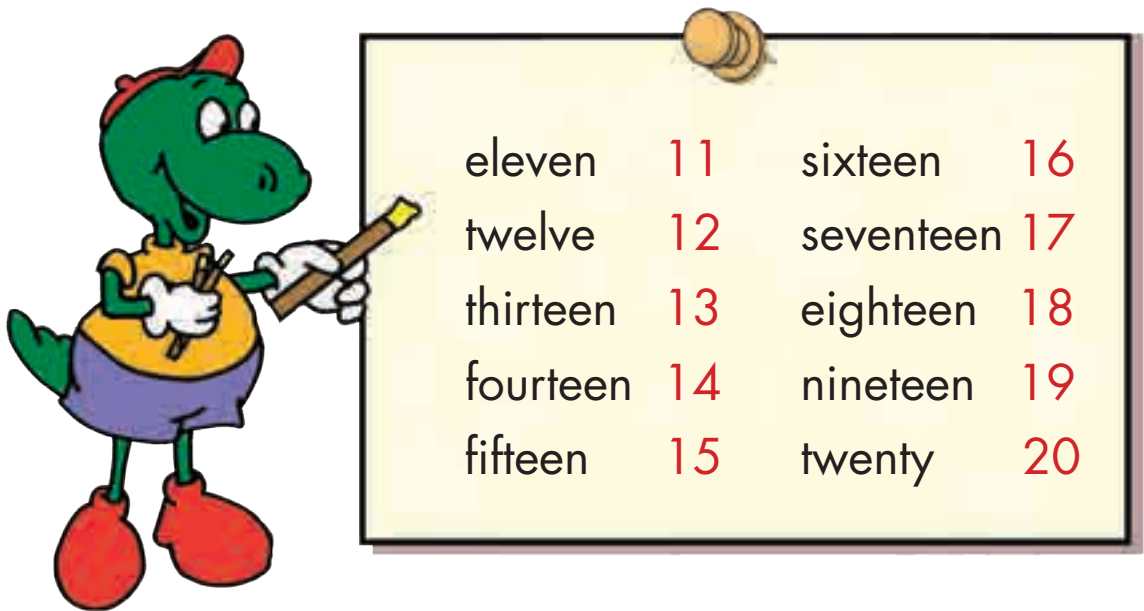
3 Let's do it!

Say and connect.



Unit 3 Review

① I can read




② I can listen and say

- How many books do you see?
- I see two books.
- What number is it?
- I have fifteen markers.
- How many markers do they have?




3 I can listen and colour




4 I can count and match




twelve



twenty



sixteen



seventeen

5 I can read and match

twelve

15

sixteen

18

twenty

fifteen

12

eighteen

20

16



ALL DONE!

UNIT 4

Lessons 19~24

My Clothes



Lesson 19 Skirt and Dress

1 Listen and say!  



skirt



dress

I'm wearing a skirt.
It's red.




I'm wearing a
dress. It's blue.



2 Let's do it!

Listen and colour.



3 Let's sing!

I'm wearing a skirt.
A blue skirt,
A blue skirt.
What about you?

I'm wearing a dress.
An orange dress,
An orange dress.
What about you?



Lesson 20 Shirt and T-shirt

1 Listen and say!  



shirt



T-shirt

I like your shirt.



Thanks. Your T-shirt is nice.

They're wearing skirts.
I'm wearing a T-shirt.



2 Let's play!

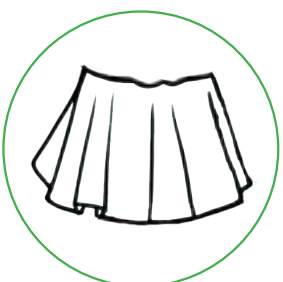
Point and say.

- white T-shirt
- red dress
- orange T-shirt
- purple skirt



3 Let's do it!

Listen and colour.



Lesson 21 Shorts and Pants

1 Listen and say!  

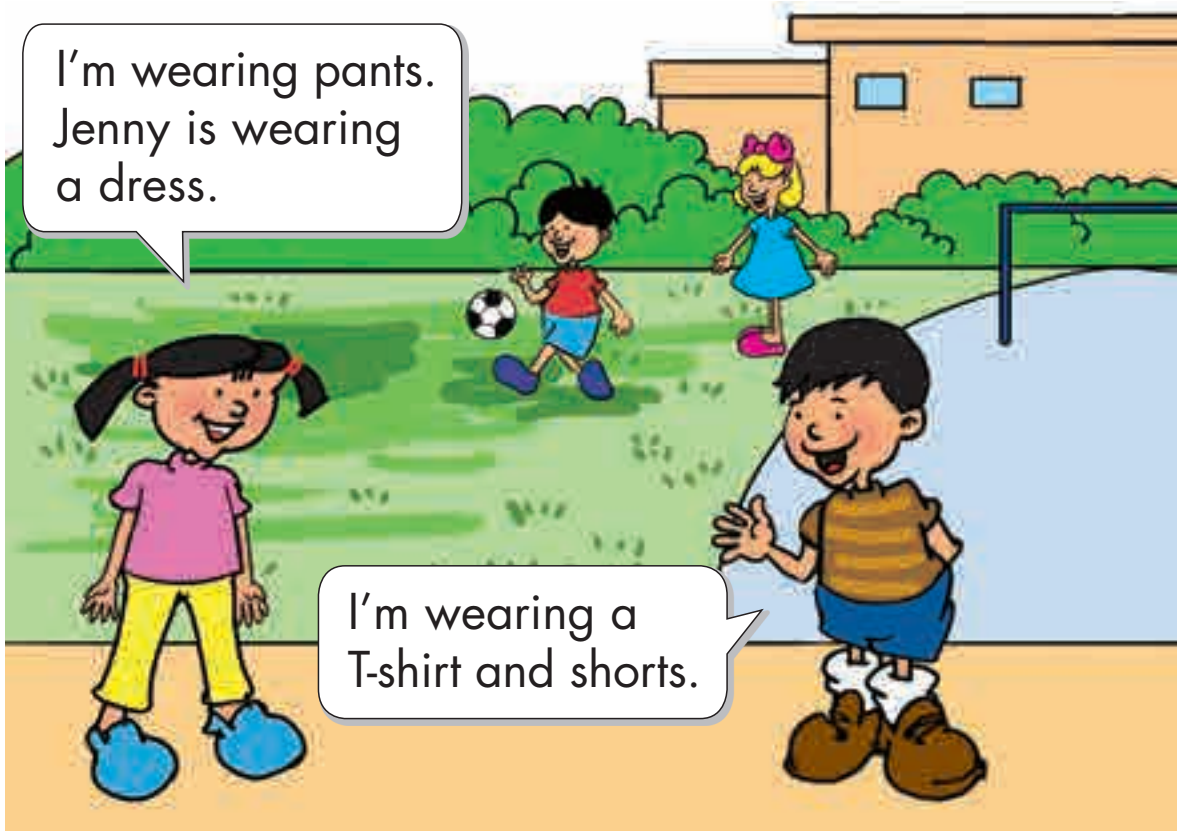


shorts



pants

I'm wearing pants.
Jenny is wearing
a dress.



I'm wearing a
T-shirt and shorts.

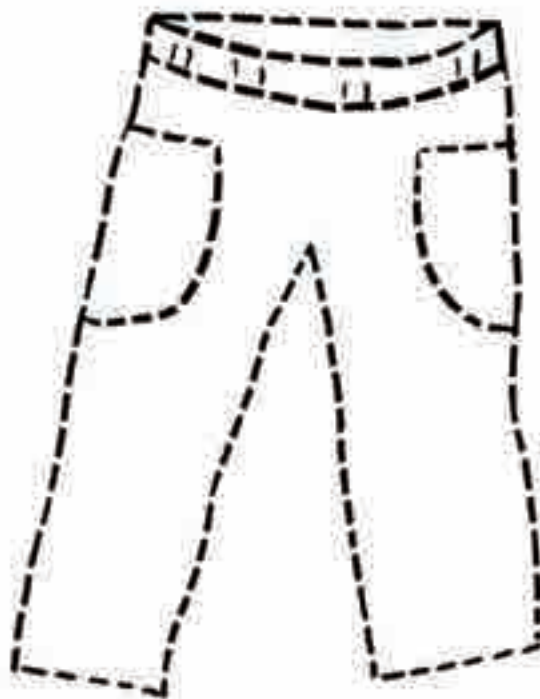
2 Let's play!

Point and say.



3 Let's do it!

Let's make nice pants.



Lesson 22 Shoes and Socks

1 Listen and say!  



shoes



socks



2



2 Let's chant! 

Shoes and socks,
Shirt and pants, too.
Clothes for me. Clothes for you.

Skirt and dress,
T-shirt and shorts, too.
Clothes for me. Clothes for you.



Lesson 23 New and Old

1 Listen and say!  



new pants

These are new pants.

I like my new pants.



I like my old shorts.

They look nice, too.



old pants

These are old pants.

They look nice.



2 Let's do it!



Read and match.

old socks

new shirt

new dress

old shoes

new pants



3 Let's sing!



What do you wear,
For school today?
I wear a new T-shirt,
And my green shorts. Yay!

What do you wear,
When you go to play?
I wear my old pink shirt,
And my old red pants. Hooray!



Lesson 24 I Like Your Dress

1 Listen and say!  

I like your dress.



Is it new?

Thanks!



Yes, it is new.

I like my red shirt.



No, it is old.

Is it new?



2 Let's do it!



What do you like to wear? Circle and say.



3 Let's sing!



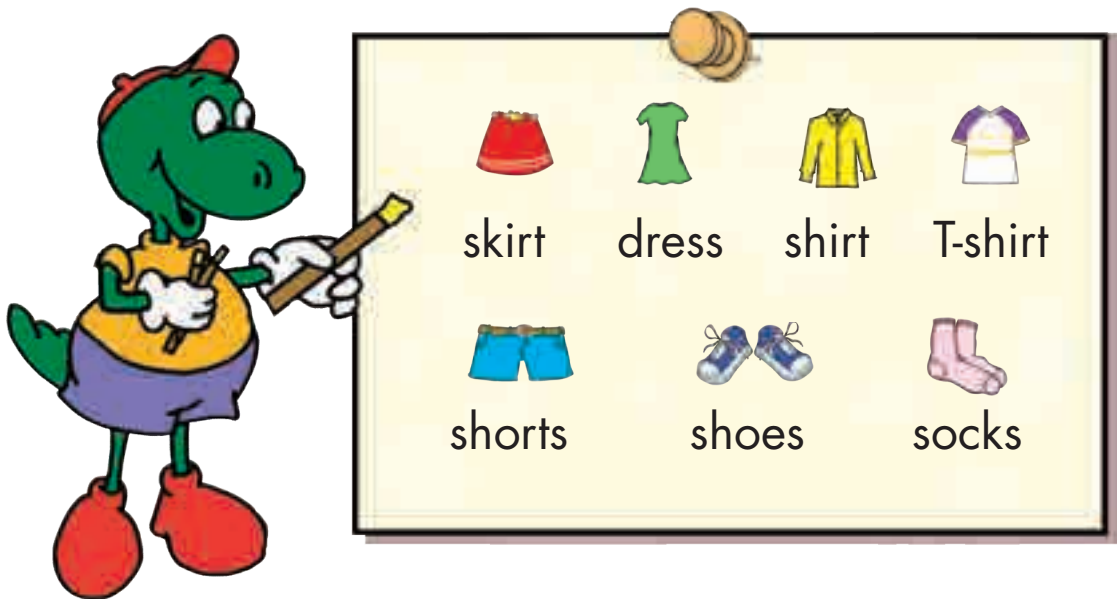
Colourful clothes,
Are everywhere.
Look around,
Here and there.

The dress is red.
The pants are blue.
The shoes are yellow,
And white, too.



Unit 4 Review

1 I can read



2 I can listen and say

- I'm wearing a skirt.
- I like your shirt.
- Jenny is wearing a dress.
- They're wearing skirts.
- These are new pants.
- I like my new pants.
- I like my red shirt.



3 I can point and say



1. This is a skirt.
2. That is an old shirt.
3. These are new pants.
4. These are old socks.
5. These are new shoes.

4 I can listen and match



3 6



1. A pink and white striped skirt.
2. A red skirt.
3. A green t-shirt with a yellow 'A'.
4. A white long-sleeved shirt.
5. A pair of blue pants.
6. A pair of blue shorts.
7. A pair of white socks.

5 I can read and match

He's wearing a shirt.



She's wearing pants.



She's wearing a dress.



He's wearing a T-shirt.



ALL DONE!





Word List

Unit 1

new	新的	(1)
student	 学生	(1)
window	 窗户	(3)
door	 门	(3)
schoolbag	 书包	(4)
under	在……下边	(5)
may	可以	(6)

Unit 2

body	身体	(7)
head	 头	(7)
arm	胳膊	(7)
hand	 手	(7)
foot	脚	(7)
leg	腿	(7)
face	脸	(8)
eye	 眼睛	(8)
nose	 鼻子	(8)

mouth	 嘴巴	(8)
ear	 耳朵	(8)
hear	听, 听见	(10)
eat	吃	(11)
drink	喝	(11)
smell	闻	(12)

Unit 3

eleven	十一	(14)
twelve	十二	(14)
pear	 梨	(14)
thirteen	十三	(14)
fourteen	十四	(15)
grape	 葡萄	(15)
fifteen	十五	(15)
strawberry	草莓	(15)
sixteen	十六	(15)
banana	 香蕉	(15)
seventeen	十七	(16)
eighteen	十八	(16)

nineteen 十九

twenty 二十

Unit 4


skirt  短裙

dress  连衣裙


wear 穿

T-shirt  T恤衫

(16) shirt  衬衫 (20)

(17) shorts  短裤 (21)

pants  裤子 (21)

shoes  鞋子 (22)

(19) socks  袜子 (22)

(19) wash  洗 (22)

(19) old 旧的 (23)

(20)

Vocabulary

A

arm 胳膊 (7)

B

banana  香蕉 (15)

body 身体 (7)

D

door  门 (3)

dress  连衣裙 (19)

drink 喝 (11)

E

ear  耳朵 (8)

eat 吃 (11)

eighteen 十八 (16)

eleven 十一 (14)

eye  眼睛 (8)

F

face 脸 (8)

fifteen 十五 (15)

foot 脚 (7)

fourteen 十四 (15)

G

grape  葡萄 (15)

H

hand  手 (7)

head  头 (7)

hear 听, 听见 (10)

L

leg 腿 (7)

M

may 可以 (6)

mouth  嘴巴 (8)

N

new 新的 (1)

nineteen 十九 (16)

nose  鼻子 (8)

O

old 旧的 (23)

P


pants  裤子 (21)

pear  梨 (14)

S

schoolbag  书包	(4)
seventeen 十七	(16)
shirt  衬衫	(20)
shoes  鞋子	(22)
shorts  短裤	(21)
sixteen 十六	(15)
skirt  短裙	(19)
smell 闻	(12)
socks  袜子	(22)
strawberry 草莓	(15)
student  学生	(1)

T

thirteen 十三	(14)
T-shirt  T恤衫	(20)
twelve 十二	(14)
twenty 二十	(17)

U

under 在……下边	(5)
-------------	-------

W

wash  洗	(22)
wear 穿	(19)
window  窗户	(3)