



义务教育教科书

# 英语

★ 四年级 上册 (三年级起点)



ENGLISH



教育科学出版社

义务教育教科书

# 英语

★ 四年级 上册 (三年级起点)



ENGLISH

教育科学出版社  
· 北京 ·

编写单位 广州市教育研究院

主 编 龚亚夫 鲁宗干

编写人员 (按姓氏拼音排序)

[澳]Angelo Papakosmas 曹国玲 陈皓曦 陈咏

何琳 黄丽燕 赵淑红 镇祝桂 朱晓燕

出版人 所广一

责任编辑 白媛 程姗

版式设计 国美嘉誉文化

责任校对 贾静芳

责任印制 叶小峰

### 图书在版编目 (CIP) 数据

英语. 四年级. 上册 / 龚亚夫, 鲁宗干主编. —北京: 教育科学出版社, 2013. 7 (2021. 6重印)

义务教育教科书. 三年级起点

ISBN 978-7-5041-7638-7

I. ①英… II. ①龚… ②鲁… III. ①英语课—小学—教材 IV. ①G624. 311

中国版本图书馆CIP数据核字(2013)第106076号

义务教育教科书

英语 四年级 上册 (三年级起点)

YINGYU

出版发行 教育科学出版社

市场部电话 010-64989009

地 址 北京·朝阳区安慧北里安园甲9号

编辑部电话 010-64989524 64981209

邮 编 100101

网 址 <http://www.esph.com.cn>

传 真 010-64891796

电子邮箱 [yingyu@esph.com.cn](mailto:yingyu@esph.com.cn)

经 销 各地新华书店

印 刷 广州市穗彩印务有限公司

开 本 787毫米×1092毫米 1/16

印 张 5.5

版 次 2013年7月第1版

定 价 10.63元(教材5.63元 光盘5.00元) 印 次 2021年6月第9次印刷

如有印装质量问题, 请到所购图书销售部门联系调换。



# Contents

## Module 1 My bedroom 2

Unit 1 What's in your room? ..... 2

Unit 2 They're near the window ..... 8

## Module 2 My house 14

Unit 3 Welcome to my house ..... 14

Unit 4 I live in a big house ..... 20

## Module 3 My school 26

Unit 5 Let me show you our new school ..... 26

Unit 6 How many classrooms are there in your school? ... 32

## Module 4 My class 38

Unit 7 How many stars does each group have? ..... 38

Unit 8 I like English best ..... 44

## Module 5 Clothes 50

Unit 9 Look at this T-shirt ..... 50

Unit 10 Can I help you? ..... 56

## Module 6 Occupations 62

Unit 11 I want to be a painter ..... 62

Unit 12 What's your father's job? ..... 68

## Module 7 Let's look back 74

## Vocabulary 78

## Picture dictionary 84

# ★ Module 1 My bedroom

## Unit 1 What's in your room?



Let's talk



1

Children, I want you to draw your bedrooms.

3

A small desk and a new computer.


5

It's pink.



purple flowers

next to the computer



a map


on the wall, between two windows

2

In my room, there is a big bed next to the window, and a picture on the door. What's in your room?

4

What colour is your computer?



white dogs

behind the door



two brown cats

under the bed



# Fun with language



## 1 Listen and choose.

1	2	3
		
 ( )	 ( )	 ( )
4	5	6
		
 ( )	 ( )	 ( )








## 2 Find the differences.

1	2
	



In Picture 1, there is a brown bed. In Picture 2, there is a blue bed.

### 3 Talk and compare.

Item							
Name							
Wang Xin	√		√				
Liu Yu	√	√					

#### Example:

There is a small bed in my bedroom. Beside the bed there is a table.



Wang Xin

There is a small bed in my bedroom, too. Beside the bed there is a desk.



Liu Yu

### 4 Say and draw.

Get your classmates to draw this picture.



There is a bed near the window. There are some pictures on the wall.







## Sing along



Listen and sing.



### My little bedroom

Here is the window. Here is the door.

Open the door, you see them all.

Close the door, you hear them play.

Open the door, they all run away.





# Sound family



## 1 Read the words.

Letters	Words you know	Try more
sh	she, shop, ship, show, short, fish, English	cash, Sash
a-e	game, face, grape	shape, safe
a	hat, has, man, can, hand, black	sap, bad, sand
ar	car, are	shark, park
ay	may, play	bay, stay

## 2 Read and act.

**Fish 1:** Hello, my name is **Shape**.  
What's your name, please?

**Fish 2:** Hello, **Shape**. My name is  
**Sand**. This is my sister **Sash**.

**Fish 3:** Nice to meet you, **Shape**.




**Fish 1:** Nice to meet you, too. Let's  
**play** a **game**.

**Fish 2:** OK. Let's **play** over there.

**Fish 3:** Oh no! Look, there's a  
**shark** over there.

**Fish 2:** **Sh-sh-sh!** That's a **bad**  
**shark!**

**Fish 1:** Don't talk. Come here.



**Fish 1, 2, 3:** We are **safe** now.

# Unit 2 They're near the window



Let's talk



1

Let's play a game.  
Look at my bedroom  
for one minute. Now  
close your eyes.

2

OK.

3


Is there a computer  
in my room?

4

Yes, there is.  
On the desk.

5

Right.



a clock on the wall



a rabbit in the box



some flowers on the window

6

Are there any balls?



7

Yes. They are under the desk.

8

Wrong.



a car on the floor / under the sofa

9

Now open your eyes.

10

Oh no! They are near the window.




two cats behind the door



# Fun with language



## 1 Listen and tick or cross.




## 2 Play a game.

It is a chair.



It's next to the desk!  
What is it?

### 3 Read and match.



- A. There are two brown dogs in the box.
- B. There is a black cat on the box.
- C. There is a white rabbit behind the box.
- D. There is a blue plane between the two boxes.
- E. There is a green bus beside the box.
- F. There are two red cars in front of the box.

### 4 Do the project.

#### Make your bedroom

**Step 1:** Make a model of your bedroom.

**Step 2:** Put the furniture in your bedroom.

**Step 3:** Tell your partner where everything is.



**Example:** This is my bedroom. There is a chair near the window. ...



# Story time




Read and act.



Your bedroom is very small, Aki.


Yes, but it has everything I need.

1



It's right here. I like to read here at night.


2



Where is your desk?

Where are your books?

3




They are all here in my computer.


Is there a bed?

Bed? I don't sleep on a bed.

4



5



I sleep like this. On Ding Dong we all do!



## Did you know?

### Different places, different bedrooms



tatami  
— Japan



kang  
— China



yurt  
— Mongolia



## Self-assessment

Now I can...

(1) talk about bedrooms.			
(2) pronounce <i>a-e</i> , <i>a</i> , <i>ar</i> , <i>ay</i> and <i>sh</i> in the words.			
(3) use <i>there be</i> and the new words and expressions in this module.			
(4) sing the song in this module.			
(5) ...			




# ★ Module 2 My house

## Unit 3 Welcome to my house



Let's talk






a small study



a large kitchen



5

Here it is.

6

Wow! There's a new computer in your room. I love it.



a clean toilet



a beautiful garden



# Fun with language



## 1 Listen and match.

living room

kitchen

study

toilet

bedroom



books



table



computer



sofa




TV



chair

## 2 Read and tick or cross.



- (1) This is a picture of a living room.
- (2) There are some toys in the living room.
- (3) There is a cat and a dog under the table.
- (4) There is a bear behind the sofa.
- (5) There is a box on the table.
- (6) In the box there are four mice.
- (7) There is a table between two sofas.
- (8) There is a TV on the table.

### 3 Ask and answer.

- (1) Is this ... big / small / ...?
- (2) What's in / on / ... the ...?
- (3) Is / Are there ... in the ...?
- (4) How many ... are there in the ...?
- (5) Where is / are the ...?



### 4 Read and answer.

**Tim:** Is your house large?

**Tom:** Yes, it is.

**Tim:** Where is it?


**Tom:** Look, it's under that big tree. There is a living room, two bedrooms, a kitchen and a bathroom in it. In my bedroom there is a bed, four chairs and a table. Do you have your own house, too?

**Tim:** Of course, I do. But it is small. There is a small bedroom with a bed, a chair and a TV in it. Do you have a TV, too?

**Tom:** No, I don't. I like reading books.



Who is Tim? Who is Tom?





## Sing along



Listen and sing. 

### This is my house

This is my house. Come and take a look, take a look, take a look.

This is my house. Come and take a look. Come in, please.

This is the living room where we watch TV, watch TV, watch TV.

This is my living room where we watch TV every evening.

This is the kitchen where my mother cooks, mother cooks, mother cooks.


This is the kitchen where my mother cooks tasty noodles.

This is the bedroom where I go to sleep, go to sleep, go to sleep.

This is my bedroom where I go to sleep every nighttime.

Now it's time to say goodbye, say goodbye, say goodbye.

Now it's time to say goodbye. See you tomorrow.





# Sound family



## 1 Read the words.

Letters	Words you know	Try more
ch	chair, chicken, China, touch, teacher	chick
e-e	these	Pete, eve
e	he, me, we, be, she	ye
e	let, red, ten, get, yes, next	Ken, fence
ee	meet, green, sleep, three	bee, cheese
ea	clean, please, meal	eat, bean

## 2 Read the tongue twisters.

- (1) I see three bees on the green tree.
- (2) Please eat these beans for tea.
- (3) Let me colour these eggs red, Ken.
- (4) Eric enters England every Easter.
- (5) Cherry chops cheese for children.



# Unit 4 I live in a big house



Let's talk



1

My flat is in that building.

2

Oh, it is very beautiful. I like the garden.

3

Yes, I like to play here after school. Do you live in a flat, too?

4

No, I live in a big house. It has three bedrooms and a large study. I like to play computer games there.



bathroom — take a shower



kitchen — have meals



living room — watch TV



bedroom — read books  
and do one's homework



garden — grow flowers








# Fun with language



## 1 Listen and number.





## 2 Read, number and act.



- (1) **A:** Let's go to the kitchen.  
**B:** Don't go. There are cats in it. They have meals there.
- (2) **A:** Let's go to the living room.  
**B:** Oh no. Don't go to the living room. There are cats in it. They watch TV there.
- (3) **A:** Let's go to the study.  
**B:** Oh no. There are cats in it. They read and work there.
- (4) **A:** Let's go to the bedroom.  
**B:** Oh, there aren't any cats there. Yes. Let's go.  
**A:** Oh no! There is a cat on the bed!
- (5) **A:** Let's go to the bathroom.  
**B:** OK. There is no cat there. We can have a bath.

### 3 Find the differences.



In Picture 1, the bed in the bedroom is pink... In Picture 2, the bed in the bedroom is blue. ...

### 4 Do the project.


#### Dream house

**Step 1:** Draw your dream house.




**Step 2:** Introduce your house to your partner.

My dream house is a boat. There is a living room, a bedroom and a bathroom in it. There are some flowers in my boat house.



**Step 3:** Put all your designs on the wall of the classroom.





# Story time



Read and act.




Aki. How many rooms are there in your spaceship?

This is the living room.

20.



Wonderful! You have a big TV. Where is the kitchen?



But it's so small.


The kitchen is here. Just hit this button.

Wow. Everything has changed. It's a kitchen now.



I love your spaceship, Aki. It has everything. But where is the toilet?

Yes, I cook here every day.



Toilet? Just hit that button. I'll wait outside.



## Did you know?

### Chinese homes



quadrangle ( siheyuan )



cave dwelling



the Hakka traditional house



Mongolian yurt



## Self-assessment

Now I can...

(1) talk about houses or flats.			
(2) pronounce e-e, e, ee, ea, and ch in the words.			
(3) use the new words and expressions in this module.			
(4) sing the song and read the tongue twisters in this module.			
(5) ...			



# Module 3 My school

## Unit 5 Let me show you our new school



Let's talk



1

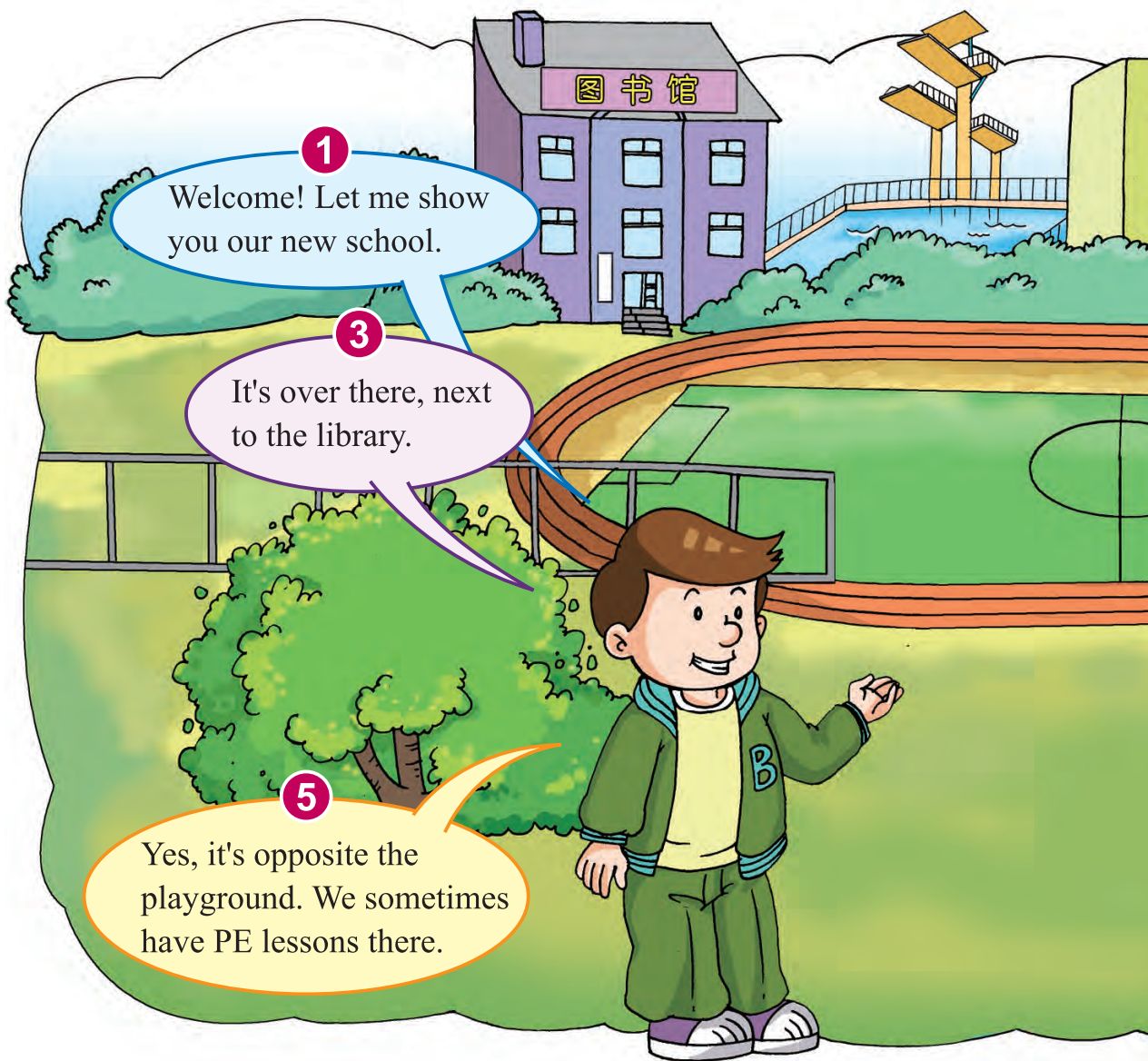
Welcome! Let me show you our new school.

3

It's over there, next to the library.

5

Yes, it's opposite the playground. We sometimes have PE lessons there.






computer room

- next to the music room
- have computer lessons there



playground

- in front of the classroom building
- play games there



teachers' room

- behind the classrooms
- teachers work there



dining hall

- under the library / beside the gym
- eat there



# Fun with language



## 1 Listen and number.



- (1) library
- (2) music room
- (3) garden
- (4) teachers' room
- (5) dining hall

## 2 Play a game.



### Example:

A: It's a room in our school. It's near the teachers' room.

B: Is it the music room?

A: No, it isn't.

B: Tell me more.

A: There are many books in it.

B: Is it the library?

A: Yes, you are right.

### 3 Read and number.

1

**Bird 1:** Look, this is the library. Let's read here.

**Bird 2:** OK.



2

**Bird 1:** This is the art room. Let's draw here.

**Bird 2:** Great.



3

**Bird 1:** Look, this is the music room. Let's play music here.

**Bird 2:** Good idea.




4

**Bird 1:** Look, this is the dining hall. Let's have lunch here.

**Bird 2:** Oh, there is a big dog in the dining hall.

**Big Dog:** Don't run away! You can have lunch here.



### 4 Read and write.

play games   have lessons   school   library   large   opposite

There are two buildings in my school. There are 20 classrooms and five teachers' rooms in the \_\_\_\_\_. We \_\_\_\_\_ in the classroom building. In front of the classroom building, there is a \_\_\_\_\_ playground. We sometimes \_\_\_\_\_ there. \_\_\_\_\_ the playground, there is a swimming pool. Behind it, there is a brown building. There are three computer rooms, one large music room and a \_\_\_\_\_ in that building. There are many books in the library.





## Sing along




Listen and sing.



### Our school

Here is our school,  
Where we come every day.  
Here is our playground,  
Where we like to play.  
Here is our library,  
Where we like to read.  
Library, reading room,  
We all like to stay.





# Sound family



## 1 Read the words.

Letters	Words you know	Try more
l	leg, let, like, look, colour, ruler, ball, small	lips, lab
l	girl, tail, school	pile, feel
ll	doll, hello	still, well
i-e	nine, nice, bike, like, five, kite, fine	time, line, ride
i	is, it, big, pig	still, sit
ir	girl, bird, birthday	chirp
igh	right, night	high

## 2 Read the rhyme.

Poor little bird.  
 Lying in the dirt.  
 You don't hop.  
 You don't chirp.  
 Are you hurt?



# Unit 6 How many classrooms are there in your school?



Let's talk



1

Ms White, how many classrooms are there in your school?

3

Are they big or small?

4

They are big. There are forty desks and forty chairs in one classroom.

5

How many English teachers are there in your school?

6


There are thirteen.



fifty computers



thirty-five trees



**2**  
Our school has thirty-eight classrooms.



twenty-eight balls



forty-two chairs


one	eleven	
two	twelve	
three	thirteen	thirty
four	fourteen	forty
five	fifteen	fifty
six	sixteen	sixty
seven	seventeen	seventy
eight	eighteen	eighty
nine	nineteen	ninety
ten	twenty	



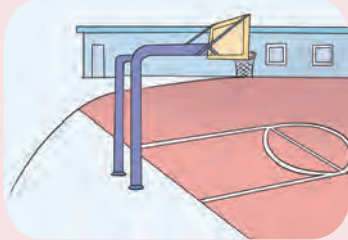
# Fun with language



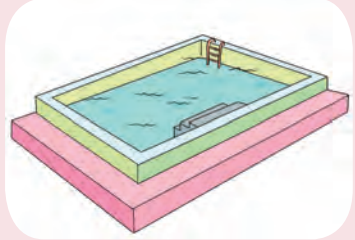
## 1 Listen and write.



 ( )



 ( )



 ( )



 ( )



 ( )



 ( )

## 2 Play a game.

One desk has four legs.

Two desks have eight legs.

Three desks have ...



### 3 Ask and say.

$5+10=15$

$3+18=$

$6+39=$

$13+16=$

$37+12=$

$16+21=$

$22+11=$

$21+12=$

#### Example:

**A:** What is five and ten?

**B:** Five and ten is fifteen.

### 4 Do the project.

#### Dream school

**Step 1:** Draw your dream school.

**Step 2:** Name different rooms.



**Step 3:** Tell your classmates about your school.



This is my dream school. There are three teaching buildings in my school. ...



# Story time




Read and act.



1

Aki! Where are you?

See the school library in front of you? Go there.



I'm in front of the school. Where is your classroom?


2



Now what do you see?

Great! Do you see the playground behind the swimming pool? The school building is next to it.

There is a swimming pool next to the library.



3


4




Uh... next to the playground ... What? ... Oh dear... Ben?

Yes, Aki?

5



6



Can you come and get me? I'm back at the school gate.



## Did you know?

### Different kinds of schools



home-schooling



online learning



radio / TV school



## Self-assessment

Now I can...

(1) talk about schools.			
(2) pronounce <i>i-e</i> , <i>i</i> , <i>ir</i> , <i>igh</i> and <i>l</i> in the words.			
(3) use the new words and expressions in this module.			
(4) sing the song and read the rhyme in this module.			
(5) ...			



# ★ Module 4 My class

## Unit 7 How many stars does each group have?



Let's talk



1

Look at the blackboard.  
How many stars does  
each group have?

Group 1		Group 2		Group 3	
Name	Star(★)	Name	Star(★)	Name	Star(★)
Kate	80	Amy	12	Tom	19
Ha	80	David	15	Ann	19
		Susan	19	Cathy	19
		Jack	20		

2

Let me see. Group 1  
has eighty stars. Group  
2 has sixty-six stars.  
Group 3 has seventy-  
five stars.

3

So Group 1  
is the winner.

4

Great! That's  
my group.



twelve red crayons

fifty blue crayons



thirty-two long rulers

forty-one short rulers



thirteen Chinese books

fifteen English books

forty maths books



eighty red flowers





# Fun with language



## 1 Listen and circle.



Xiaoling

16 pencils

60 pencils



Jiamin

17 books

70 books



Ben

15 toy cars

50 toy cars



Janet

11 small balls

12 small balls



Mike

12 small boxes

20 small boxes



Aki

8 crayons

9 crayons

## 2 Look and count.



### Example:



How many black crayons are there?

Let me see. There are ten black crayons.



### 3 Ask and answer.

How many pupils are there in your class?  
How many boys / girls are there in your class?  
How many teachers are there in your school?  
How many desks and chairs are there in your classroom?  
Where's the teachers' room?  
Is there a computer in your classroom?  
...

### 4 Read, ask and answer.

#### A small school

Hello. I'm Li Yangyang. I study at a very small school. There are 45 pupils in my school and two teachers — Ms Chen and Ms Li. We love them very much. There is one big classroom in my school. There are 45 chairs but only 22 desks in it. Next to the classroom, there is a small room. That's the teachers' room. It has a table and two chairs near the window. There are two small beds, too. Our teachers sleep there. There is a computer on the table. It's old but we all like it. My school is small but we love it very much.

How many students  
are there in the school?



There are 45.

Questions	Answers
How many students are there in the school?	45
How many teachers are there in the school?	
How many desks and chairs are there in the classroom?	
Where's the teachers' room?	
Where do the teachers sleep?	
Where is the computer?	



## Sing along



Listen and sing.



### The more we get together

The more we get together,

Together, together,

The more we get together,

The happier we'll be.

For your friends are my friends,  
And my friends are your friends.

The more we get together,

The happier we'll be.



## Sound family



### 1 Read the words.

Letters	Words you know	Try more
c	cat, can, cousin	cow, coat
o-e	nose, those, home	hole, code
o	no, so, go, sofa, zero, photo	disco, yo-yo
o	strong, on, box, not, long, shop, doll, sorry	frog, hot
or	for, short, horse, morning	nor, sort
oa	boat	toast, road

Letters	Words you know	Try more
ow	how, wow, flower, shower	town, down
ow	grow, window, yellow	bowl, pillow
ou	house, mouse, about	count, mount

## 2 Read and act.

1 **Little Dog:** Look, there is a **coat** on the **road**. Is it your **coat**, Mr Horse?  
**Mr Horse:** No, it's a small one. I'm so big and **strong**. It is not my **coat**.

2 **Little Dog:** Is it your **coat**, Mrs Cow?  
**Mrs Cow:** No, it's a small **coat**. I'm big and **strong**, too. It is not my **coat**.

3 **Mr Horse:** There is a **frog** in that **boat**. Let's ask him.  
**Little Dog:** OK.

4 **Little Dog:** Is it your **coat**, little **frog**?  
**Little Frog:** Yes, it is. Thank you.



# Unit 8 I like English best



Let's talk



1

How many subjects do you have?

2

We have seven subjects.

3

Wow! What is your favourite subject?

4

My favourite subject is Chinese. I like to write stories.



$$12 \times 7 = 84$$

$$\frac{1}{3} + \frac{1}{9} = \frac{4}{9}$$

maths — to use numbers



art — to draw pictures



5  
What about you?

6  
I like English best. I like to read English books.



music — to sing songs



PE — to play sports

8  
My favourite subject is...everything!! I love to learn.

7  
And you, Ben?



science — to understand the world






# Fun with language



## 1 Listen and number.

( )



( )



( )



( )



( )



( )



## 2 Ask and write.

What's your favourite subject, Li Xiaojian?

I like English best.




Come to the English club.

I am \_\_\_\_\_.

My favourite subject is \_\_\_\_\_.

And \_\_\_\_\_ likes \_\_\_\_\_, too.


### 3 Play a game.



Who's your favourite teacher?



My favourite colour is blue.



My favourite teacher is Ms Wang. What's your favourite subject?

### 4 Do the project.

What's your favourite subject?

**Step 1:** Make a form.

**Step 2:** Ask your classmates about their favourite subject.

**Example:**

**A:** What's your favourite subject, Xiaoling?

**B:** My favourite subject is English.

Subject Name	Chinese	Maths	English	Art	Music	PE
Xiaoling			√			

**Step 3:** Report to the class.

I like ... In our group, ...children like ... best.





# Story time



Read and act. 



Come on, Aki. We're late. Ms White will give gifts to the best pupils.



Gifts?

Oh...I'm so happy. Thank you, everyone!



Ben, the pupil with the most stars is the best?



Hmm.

That's right, Aki.

And the best maths pupil is ... Jiamin. He has 85 stars.



And the best science pupil has 90 stars... It is Xiaoling.



Hey, everyone. Look at my stars... Am I the best student?





## Did you know?

### School activities



field trip



sports meeting



school clubs



assembly



## Self-assessment

Now I can...

(1) talk about my class.			
(2) pronounce <i>o-e, o, or, oa, ow, ou</i> and <i>c</i> in the words.			
(3) use numbers from 0-99, the new words and expressions in this module.			
(4) sing the song in this module.			
(5) ...			



## Module 5 Clothes

### Unit 9 Look at this T-shirt



Let's talk



1

Look at this T-shirt.  
Do you like it?

2

It's OK. But I don't like  
red. I like purple clothes.



black cap (¥15)

brown hat (¥28)



purple jacket (¥460)

black coat (¥820)



orange shirt (¥125)

yellow T-shirt (¥285)



black dress (¥530)

white skirt (¥270)



brown coat (¥845)

grey sweater (¥599)



3

Here is a purple blouse. Do you like it?

4

Very much. How much is it?

5

It's two hundred and fifty yuan.

6

That's too expensive. I won't take it.



# Fun with language



## 1 Listen and match.



blouse



coat



skirt



sweater



jacket



T-shirt

¥620

¥145

¥280

¥185

¥135

¥580

## 2 Colour and say.



¥356



¥283



¥622



¥188



¥534



¥249

Do you like this red shirt?


It's 356 yuan.



Yes. How much is it?

That's very expensive.

### 3 Play a game.



She is short. She wears a red blouse, a green skirt and a black hat.



She's Li Hong.

### 4 Read and act.

1



**Little Cat:** Good morning, Mr Horse. This hat is very nice. Do you like it?

**Mr Horse:** Yes, but it's too small for me.

**Little Cat:** Good afternoon, Miss Chicken. This hat is very good. Do you like it?

**Miss Chicken:** Yes, it is a very good hat, but it's too big for me.



2

3



**Little Cat:** Good evening, Mr Monkey. Can I help you?

**Mr Monkey:** I want a hat.

**Little Cat:** This hat is very nice. Do you like it?

**Mr Monkey:** Yes. How much is it?

**Little Cat:** Two hundred *yuan*.

**Mr Monkey:** It's too expensive. I won't take it. Goodbye!

**Little Cat:** Bye!





## Sing along



Listen and sing. 

### Little red dress

See Susie dance in her little red dress,  
Her little red dress,  
Her little red dress.

See Susie dance in her little red dress,  
Hi di didalelei.





# Sound family



## 1 Read the words.

Letters	Words you know	Try more
wh	what, where	wheel, which
wh	who, whose	whole
u-e	use, cute	tube, mule
u	us, bus, mum, study, lunch, hundred	bun, fun, sun
ur	purple	nurse, turn

## 2 Read the tongue twisters.

- (1) May I use your cute tube, Sue?
- (2) It's fun to run in the sun with mum.
- (3) When and where will your wheels whirl?
- (4) It's the nurse's turn to burn the fur.



# Unit 10 Can I help you?



Let's talk



1

Can I help you?

2

Yes, please. I want to buy some shoes.

3

We have these black shoes and those brown ones.

4

How much are the black shoes?

7

I want a pair of those blue jeans.

8

They're 200 *yuan*. Do you want anything else?

5


They're 150 *yuan*.

6

I'll take them.

9


No, thanks.



skirt ( ¥200)



socks ( ¥20)



10 OK. 150 and 200 is 350 yuan, please.


11 Here you are.



trousers ( ¥160)



dress ( ¥230)



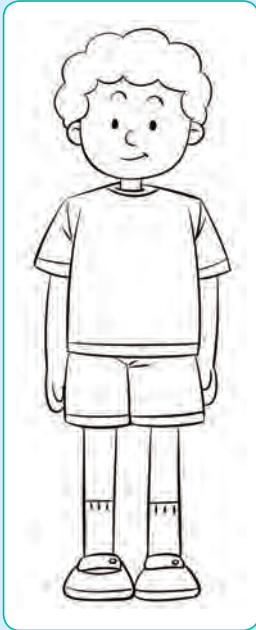
shorts ( ¥180)



# Fun with language



## 1 Listen and colour.



## 2 Look and say.

**Example:**

(1) I will wear a coat.



1



2



3



4



5

### 3 Look and say.

#### Example:

**A:** The blue T-shirt  
is nice. I like  
the colour.

**B:** I don't like  
it. It's too  
expensive.

...



### 4 Do the project.

#### Design your new school uniform

**Step 1:** Decide on the clothes and colour.

#### Example:

We should wear a white T-shirt and blue shorts.



**Step 2:** Draw and colour your uniform.

**Step 3:** Show your uniform to the class and tell  
them about it.

#### Example:

This is a uniform for boys / girls. It's...



# Story time



Read and act.



This is a great party.

Yes, it is.

1



Who is that with the blue dress and red shoes?

2

I can't see her face. But I think it's Ms White.



And who is that with the blue face and white hat?

Short and fat, with a big smile on his face... he must be Jiamin.

3



Who's that in the sky?

4



Hmm, let me see... Yellow clothes, a long tail, in the sky. It must be...

Aki...the Monkey King.

6





## Did you know?

### Different clothes in different places



Qipao  
—China



Kimono  
—Japan



Kilt  
—Scotland



Saree  
—India



## Self-assessment

Now I can...

(1) talk about clothes.			
(2) do shopping in English.			
(3) pronounce <i>u-e</i> , <i>u</i> , <i>ur</i> and <i>wh</i> in the words.			
(4) use the new words and expressions in this module.			
(5) sing the song and read the tongue twisters in this module.			
(6) ...			



# ★ Module 6 Occupations

## Unit 11 I want to be a painter



Let's talk



1

What do you want to be when you grow up?



2

I'm good at English, so I want to be an English teacher.

3

When I grow up, I want to be a painter. I love art very much!



**builder**  
build good houses for people



**doctor**  
help sick people



**policeman**  
help people



4  
I like to help sick people. I want to be a nurse.

5  
I want to be a cook.  
I want to cook nice food for people.



**reporter**  
get news for people




# Fun with language



## 1 Look and circle.

p	o	l	i	c	e	m	a	n	f	t	p
d	o	c	t	o	r	q	v	u	a	e	a
w	k	n	w	o	r	k	e	r	r	a	i
j	o	b	u	k	p	t	z	s	m	c	n
b	u	i	l	d	e	r	t	e	e	h	t
n	m	r	e	p	o	r	t	e	r	e	e
q	s	c	m	m	a	n	a	g	e	r	r

## 2 Listen and match.



### 3 Act and answer.

**A:** What do I want to be when I grow up? Guess!

**B:** Do you want to be a doctor?

**A:** Yes, I do.

**A:** What's my job? Guess!

**B:** Are you a policeman?

**A:** Yes, you're right.




### 4 Look, read and say.

Hi, I'm Meimei. I'm good at English. I like children. I want to be an English teacher when I grow up.



Meimei, be good at, like children, English teacher



Bill, build good houses for people, builder



Peter, like beautiful colours, be good at, painter



Amy, help sick people, doctor / nurse



## Sing along



Listen and sing.



### I want to be ...

I want to be a teacher. I want to be a teacher.

I want to be a teacher when I grow up.

I want to be a teacher. I want to be a teacher.

I want to be a teacher when I grow up.





# Sound family




## 1 Read the words.


Letters	Words you know	Try more
j	job, jeans, jacket, Janet	jump
g	go, get, leg, guess, dog, pig, big, bag	gun, egg
th	that, this, they, those, them, then, their	thus
th	thin, three, thirty, thirteen	thing, think
ng	sing, song, young, anything	king, wing
y	my	fly, shy

## 2 Read and act.


1 I want to be a sportsman when I grow up. I can **jump** far and high.




2 I want to be rich when I grow up.




3 I want to be a **king** when I grow up.



4 I want to **fly**. Now I have two **wings**. I can **fly** now.




5 I fly, fly! ... Ouch!



# Unit 12 What's your father's job?



Let's talk





his job, writer  
tell people stories



her job, driver  
drive school bus for pupils



5  
Do you want to be a  
teacher like your mother?

6  
Yes, I do. I want to  
help children learn.



the woman's job, farmer  
grow food for people



the man's job, factory worker  
make machines for people





# Fun with language



## 1 Listen and number.



## 2 Say and act.

Now I'm a ...




I'm a robot. I can do many things for people.



Now I'm a ...




Now I'm a ...



Now I'm a ...



Now I'm a ...



Now I'm a ...



### 3 Ask and answer.

#### Example:

**A:** Who's the tall man in the picture?

**B:** He is my father.

**A:** What's his job?

**B:** He is a doctor.

**A:** Is your mother a doctor, too?

**B:** No, she is a music teacher.

She's good at music.



### 4 Do the project.

What do you want to be when you grow up?

**Step 1:** Make a table.

Job \ Name						
teacher						
farmer						

**Step 2:** Ask your classmates what they want to do and fill in the table.

**Step 3:** Make a report. Tell the class what you found.

#### Example:


There are six people in my group. Two people want to be teachers when they grow up. Two want to be reporters. They love to get news for people.



# Story time



Read and act.



## Aki the alien

1 What do you want to be when you grow up?

Huh? I already have a job.

You do? What is your job?

3 I'm a driver. I drive this spaceship, of course. Let me show you.

4 Great!!

Ding Dong? I should call my mum first.

Where are we going, Aki?

To my home, Ding Dong.

I already have! She said, "Enjoy your holiday in space!"



## Did you know?

### Some jobs need special clothes



fireman



English lawyer



American footballer



astronaut



## Self-assessment

Now I can...

(1) talk about jobs.			
(2) talk about what I want to be when I grow up.			
(3) pronounce <i>j</i> , <i>g</i> , <i>th</i> , <i>ng</i> and <i>y</i> in the words.			
(4) use the new words and expressions in this module.			
(5) sing the song in this module.			
(6) ...			



## Module 7 Let's look back

**Today is the school open day.  
Welcome to our school!**

### 1 Read and tick or cross.

#### Welcome to our school open day

- 9 a.m. – Welcome Party (library)
- 10 a.m. – School Fair (playground)  
You can buy clothes and food
- 2 p.m. – Pupils' Speeches (in front of school building):  
"My dream job"
- 3 p.m. – Drawing Game (near swimming pool)
  - Dream school
  - Dream house
- 4 p.m. – Party (school garden)

Have a good time!

- ( ) (1) The Welcome Party is in the garden.
- ( ) (2) The Pupils' Speeches are at 10:00 in the morning.
- ( ) (3) You can see pupils' drawings at the library.
- ( ) (4) In the Drawing Game, pupils can draw their dream houses.
- ( ) (5) There is a football match in the playground.

### 2 Listen and match.

You are at the Welcome Party now. A student is telling you who the teachers are.



Chinese teacher



Maths teacher



English teacher



Music teacher



PE teacher

### 3 Ask and answer.

Now you are at the School Fair. People buy many things.



**A:** How much is this bag?

**B:** It's 20 *yuan*.

**A:** Oh, that's good. I'll take it. And how about this book?


**B:** It's 10 *yuan*.

**A:** OK, that's good. Here is the money. 30 *yuan*.

**B:** Thank you.

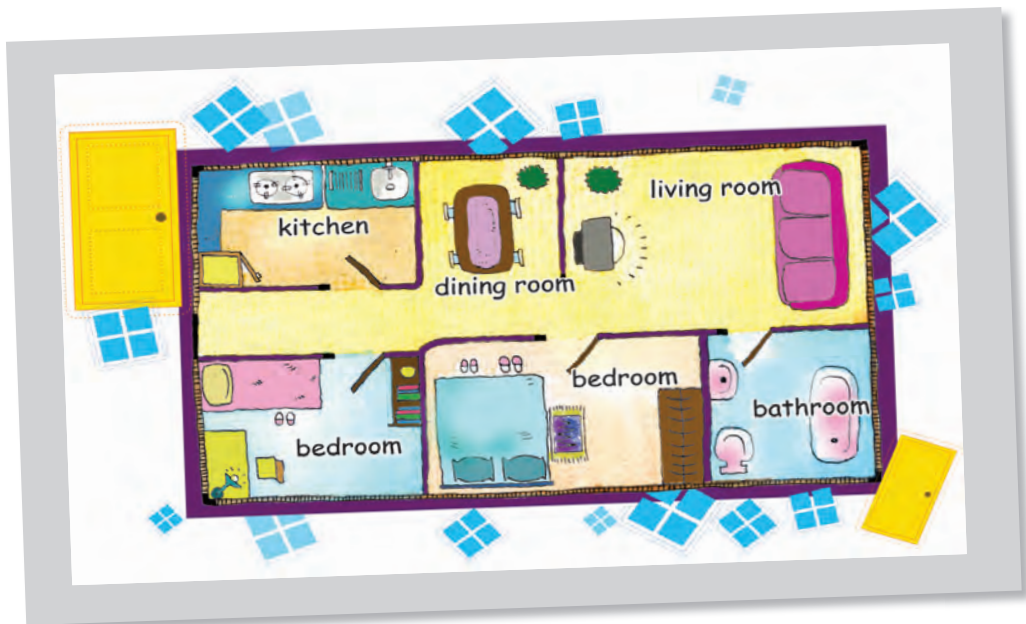
#### 4 Give a speech.

Now you are at the Pupils' Speeches. Give a short speech about your dream job.



#### 5 Draw and talk.
















Now you are at the Drawing Game. Please draw your dream school or dream house and talk about it. We will choose the best one.





## Self-assessment

Now I can...

(1) talk about the topics in this book.			
(2) pronounce the sounds I learned in this book.			
(3) use the new words and expressions in this book.			
(4) sing the songs and read the rhymes and tongue twisters in this book.			
(5) ...			





# Vocabulary

## Module 1 My bedroom

### Unit 1 What's in your room?

bedroom 卧室, 睡房  
draw 画画  
next 下一个  
next to 在……旁边  
window 窗  
door 门  
computer 计算机  
pink 粉红色(的)  
flower 花  
map 地图  
between 在……(两者)之间  
wall 墙

### Unit 2 They're near the window

for 长达(……时间)  
minute 分钟  
close 合上, 闭上  
right 对的  
wrong 错的  
now 现在  
open 打开; 睁开  
clock 钟  
floor 地板  
sofa 沙发

## Module 2 My house

### Unit 3 Welcome to my house

welcome (to) 欢迎 (到……来)

house 房子

come 来

come in 进来

living room 客厅

love 爱; 喜欢

Here it is! 就在这里!

wow 哇

study 书房; 学习

large 大的

kitchen 厨房

clean 干净的

beautiful 美丽的

toilet 厕所

garden 花园

### Unit 4 I live in a big house

\*flat 公寓

building 大楼

after ……之后

after school 放学后

live 居住; 生活

bathroom 浴室

shower 淋浴

take a shower 淋浴

meal 餐; 饭

have meals 用餐

watch 看

read 读, 阅读

do 做

homework 家庭作业

do one's homework 做家庭作业

grow 种

one 某一(人)

## Module 3 My school

### Unit 5 Let me show you our new school

our 我们的  
classroom 教室  
library 图书馆  
pool 池  
swimming pool 游泳池  
opposite 在……对面  
playground 运动场  
sometimes 有时  
PE 体育  
music 音乐  
lesson 课  
have lessons 上课  
teachers' room 教师办公室  
work 工作  
art 艺术; 美术  
hall 厅  
dining hall 饭堂  
\*gym 体育馆  
eat 吃(饭)

### Unit 6 How many classrooms are there in your school?

or 或, 或者  
tree 树  
eleven 十一  
twelve 十二  
thirteen 十三  
fifteen 十五  
eighteen 十八  
twenty 二十  
thirty 三十  
forty 四十  
fifty 五十  
eighty 八十

## Module 4 My class

### Unit 7 How many stars does each group have?

class 班

star 星

does 助动词（无实际意义）

each 每个；各

group 组

blackboard 黑板

see 明白；看见

Let me see. 让我想想。

winner 胜利者，赢家

Chinese 中国的；中国人；  
中国人的；汉语

maths 数学

### Unit 8 I like English best

best 最好

subject 学科

favourite 最喜欢的

write 写

story 故事

about 关于；大约

What about...? ……呢？

And you? 你呢？

everything 所有事情（东西）；  
每样事情（东西）

learn 学习

sing 唱歌

song 歌曲

sport 体育运动

science 科学

understand 了解；懂得

world 世界

## Module 5 Clothes

### Unit 9 Look at this T-shirt

clothes 衣服  
T-shirt T恤  
blouse (女) 衬衫; 短上衣  
much 多  
very much 非常  
how much 多少(钱)  
hundred 百  
yuan 元  
too 太  
expensive 贵的  
will 将; 会  
won't = will not 不会  
take 拿; 取; 要了  
cap 帽子  
jacket 夹克  
coat 大衣  
shirt 衬衣  
dress 连衣裙  
skirt 裙子  
grey 灰色  
sweater 毛线衣; 卫衣

### Unit 10 Can I help you?

help 帮助  
shoe 鞋子  
pair 双; 对  
a pair of 一双; 一对  
I'll = I will 我会  
them 他/她/它们(宾格)  
\*jeans 牛仔裤  
anything 任何事情(东西)  
else 别的  
all 全部; 都  
sock 短袜  
trousers 裤子  
shorts 短裤  
wear 穿着

## Module 6 Occupations

### Unit 11 I want to be a painter

☆occupation 职业  
painter 画家  
when 当……的时候  
grow up 长大  
be good at 善于……  
sick 病的  
nurse 护士；幼儿园保育员  
cook 烹调；厨师  
food 食物  
builder 建设者；建筑工人  
build 建筑；建设  
doctor 医生  
policeman (男)警察  
reporter 记者  
news 新闻

### Unit 12 What's your father's job?

job 工作；职业  
factory 工厂  
worker 工人  
like 像  
his 他的  
writer 作家  
tell 告诉；讲  
her 她的  
driver 司机  
drive 驾驶  
pupil 学生  
women 妇女 (woman 的复数)  
farmer 农民  
men 男人 (man 的复数)  
make 制造  
machine 机器

注：标☆号的单词只要求认读。

标\*号为《义务教育英语课程标准（2011年版）》未列出词汇。



# Picture dictionary

You can copy these words.

building 	house 	flat 	bedroom 	study 	living room 
kitchen 	toilet 	bathroom 	garden 		school 
library 	classroom 	computer room 	music room 	art room 	teachers' room 
dining hall 	playground 	gym 	swimming pool 		factory 
wall 	window 	door 		blackboard 	clock 
Chinese 	maths 	English 	art 	PE 	science 
music 		man / men 	woman / women 	child / children 	
teacher 	factory worker 	farmer 	builder 	doctor 	nurse 

<b>driver</b> 	<b>cook</b> 	<b>painter</b> 	<b>writer</b> 	<b>reporter</b> 	<b>pupil</b> 
<b>star</b> 		<b>grey</b> 	<b>pink</b> 		<b>clothes</b> 
<b>coat</b> 	<b>shirt</b> 	<b>T-shirt</b> 	<b>blouse</b> 	<b>sweater</b> 	<b>jacket</b> 
<b>dress</b> 	<b>skirt</b> 	<b>trousers</b> 	<b>jeans</b> 	<b>shorts</b> 	<b>hat</b> 
<b>cap</b> 	<b>shoe</b> 	<b>sock</b> 		<b>tree</b> 	<b>flower</b> 
<b>have lessons</b> 	<b>have meals</b> 	<b>take a shower</b> 	<b>watch TV</b> 	<b>do one's homework</b> 	<b>read books</b> 
<b>grow flowers</b> 	<b>work</b> 	<b>eat</b> 	<b>write stories</b> 	<b>use numbers</b> 	<b>draw pictures</b> 
<b>sing songs</b> 	<b>play sports</b> 	<b>understand the world</b> 	<b>buy clothes</b> 	<b>build houses</b> 	<b>help sick people</b> 
<b>get news</b> 	<b>tell stories</b> 	<b>drive a bus</b> 	<b>grow foods</b> 	<b>make machines</b> 	<b>love to learn</b> 



## You can use these drills to make sentences.

(1) I want you to *draw pictures*.

(2) Open / Close *your eyes*.

(3) Are there any *balls*?

Yes, there are some.

(4) Welcome to *my house*.

(5) Do you love / like *it*?

Yes, I do. / No, I don't.

(6) I like to *play here*.

(7) Do you / they have *PE lessons there*?

Yes, we / they do. / No, we / they don't.

(8) How many *classrooms* are there *in your school*?

There are twenty-four.

(9) How many *stars* does *Group 1* have?

It has *twenty*.

(10) How many *subjects* do you have?

We have *seven*.

(11) How much is *the shirt*?

It's *eighty yuan*.

(12) How much are *the trousers*?

They're *two hundred*.

(13) What's his / her *job*?

He's / She's *a teacher*.

(14) What do you want to be when you grow up?

I want to be *a driver*.