

义务教育教科书



# 英语 ENGLISH

三年级起点  
三年级下册

义务教育教科书

英语 三年级起点

三年级下册

出版人：王星  
策划：张洋  
责任编辑：张洋 朱宇光  
装帧设计：周佰惠



ISBN 978-7-5652-0523-1 0 1 3

9 787565 205231

定价：6.05元  
价格批准文号：辽价发【2018】30号  
举报电话：12358

辽宁师范大学出版社

辽宁师范大学出版社



义务教育教科书

# 英 语

## ENGLISH

—— 三年级起点 ——

三年级 下册

主 编 吴悦心  
副主编 周朝华

辽宁师范大学出版社  
· 大连 ·

学校 \_\_\_\_\_ 班级 \_\_\_\_\_ 姓名 \_\_\_\_\_





# 致同学

亲爱的同学们，你们好！

欢迎大家进入多彩的英语世界！在这里你们能结识很多中外朋友，如肖慧、比利、琳达、李明等，还有可爱的卡通朋友快乐兔、幽默龟和小蜜蜂，他们将和你们一起畅游英语世界。

为了帮助你们轻松、愉快地学习英语，我们将需要掌握的英语知识巧妙地放入了有趣的情境中。每一单元的 **Listen and say** 部分是主要学习板块，你们可以从熟悉而又有趣的情境中学到一组句型和一组词汇，句型是课文对话的核心内容，词汇可以放在句型中进行灵活的替换运用。这就形成一个词不离句、句不离文、环环相扣的语言学习链，便于大家学习与记忆。**Game time** 板块为你们准备了各种游戏活动，这些活动大多是在课堂内与同伴合作进行，能够训练你们听、说、读、写英语的能力，你们只有积极参与，和同伴很好地合作，才能更好地完成学习任务。**Let's act** 是表演板块，其中有你们喜闻乐见的场景，在分角色表演的过程中，你们不仅能获得乐趣与成就感，同时会进一步理解并巩固主课学习的成果。

我们还在低年级为你们设计了字母学习的板块，在高年级设计了语音学习的板块。你们可以通过认读、摹写，观察、比较，总结出规律，为英语学习打下良好的拼写、语音基础。此外，书中的 **Try to do** 的任务型学习板块，**Read and say** 的拓展阅读板块能够帮助你们提高用英语思维和表达的能力。**Let's sing**，**Let's chant**，**A joke** 等娱乐板块，一定会让你们感到英语非常有趣。

记住：只要主动听、大胆说、天天读、认真写，每个人都能学好英语。

加油！你们一定能获得成功！

你们的朋友 编者

# CONTENTS



**Unit 1**      **This is my cat** ..... 2

**Unit 2**      **What's this?** ..... 7

**Unit 3**      **What's in the box?** ..... 12

**Unit 4**      **What do you see?** ..... 17

**Unit 5**      **What color is it?** ..... 22

**Unit 6**      **Do you have a kite?** ..... 27

**Review 1** ..... 32

**Unit 7**      **What color is your car?** ..... 38

**Unit 8**      **What color do you like?** ..... **43**

**Unit 9**      **I like apples** ..... **48**

**Unit 10**     **Do you like grapes?** ..... **53**

**Unit 11**     **Can I have some cookies?** ..... **58**


**Unit 12**     **Do you want some tea?** ..... **63**

**Review 2** ..... **68**

**Words and expressions** ..... **75**

**Word list** ..... **79**

### 1 Listen and say



cat



dog

rabbit

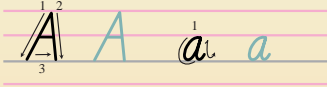


duck

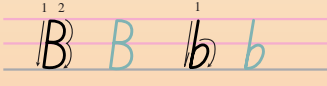
## 2 Listen, read and write



A a




B b



ant

bear



## 3 Game time



Play and say.



I'm a rabbit.  
Jump! Jump! Jump!

I'm a dog.  
Woof! Woof! Woof!



I'm a cat.  
Meow! Meow! Meow!



I'm a duck. Quack!  
Quack! Quack!





# Unit 1

## 4 Let's act



Linda: Jimmy and I have many toys.

Xiao Hui: Really?

Linda: Come and look!

This is my dog.

That's Jimmy's rabbit.

Xiao Hui: How nice!

Linda: Look at my lovely cats.

Xiao Hui: Wow! You have a zoo!

## 5 Try to do



Put your things on the desk.  
Say quickly.



This is my ruler.  
That's Linda's pen.

Yes!

This is my pen.  
That's Billy's eraser.

Ha! Ha! No!

## 6 Read and say



## 7 Let's chant



This is a dog. This is a dog.  
It is a hot dog.

That is a cat. That is a cat.  
It is a toy cat.



# Unit 1

## 8 Reward time

I can talk about my pet. 😊

- This is my cat.
- That is my dog.



What can you do?  
Color the happy faces.



I can say the words. 😊

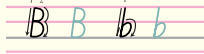


I can read and write the letters. 😊

A a



B b



I can do the task. 😊



I can play the game. 😊



How many happy faces  
have you got?



OK!

Good!

Excellent!

I've got \_\_\_\_ 😊.  
I'm...

### 1 Listen and say



lion



panda



tiger



elephant

# Unit 2

## 2 Listen, read and write



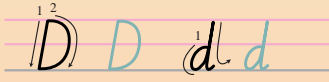
C c



cat



D d



dog



## 3 Game time




What's this?

No.

A dog?

Yes.

A tiger?



## 4 Let's act




Henry: What's this?  
 Miss Lin: It's a lion.  
 Henry: It's cool!  
 Linda: Look! What's that?  
 Miss Lin: A dragon.  
 Linda: Pardon?  
 Miss Lin: It's a dragon.  
 Linda: Wow! It's so long!



## 5 Try to do



Connect, say and report.



What's this?





It's a monkey.

A is a monkey. B...



# Unit 2

## 6 Read and say



## 7 Let's sing



### I See Elephants in the Zoo

I see elephants in the zoo.  
I see pandas in the zoo.  
I see tigers in the zoo.  
I see animals.  
Do you see them, too?



## 8 Reward time

I can talk about animals. 😊

- What's this?
- It's a lion.



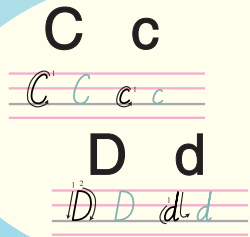
What can you do?  
Color the happy faces.



I can say the words. 😊



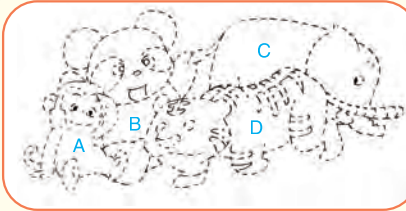
I can read and write the letters. 😊



I can play the game. 😊



I can do the task. 😊



How many happy faces  
have you got?



I've got \_\_\_\_ 😊.  
I'm...

OK!

Good!

Excellent!



### 1 Listen and say



Guess, what's in the box?

No, it isn't.

Is it a tiger?

Is it a monkey?

Yeah!

Yes, it is.



monkey



horse



bear




cow

## 2 Listen, read and write



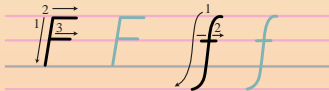
E e




elephant



F f



fish



## 3 Game time




Guess, what's in my pencil box?

Is it a pen?

Is it a ruler?

Yes, it is.

No, it isn't.



# Unit 3

## 4 Let's act



Yuanyuan: Wow! So many cards.

Linda: Guess, what's in my hand?

Yuanyuan: Is it a horse?

Linda: No, it isn't.

Yuanyuan: Is it a cow?

Linda: No, it isn't.

Yuanyuan: What is it?



Linda: Look! It's a lion.



## 5 Try to do



Look, say and report.



What's in Box A?

It's a tiger.

A tiger is in Box A...



## 6 Read and say



## 7 Let's sing



### Old MacDonald Had a Farm

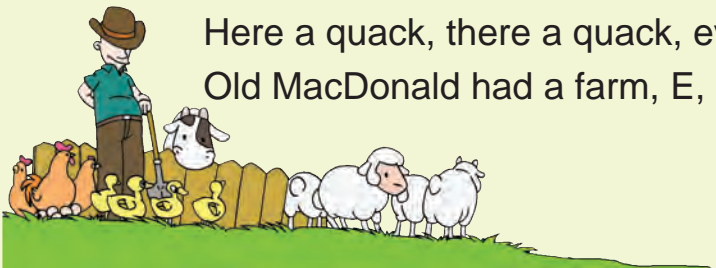
Old MacDonald had a farm, E, I, E, I, O.

And on that farm he had some ducks, E, I, E, I, O.

With a quack-quack here and a quack-quack there,

Here a quack, there a quack, everywhere a quack-quack.

Old MacDonald had a farm, E, I, E, I, O.



## 8 Reward time

I can ask about animals. 😊

- Is it a tiger?
- No, it isn't./Yes, it is.




What can you do?  
Color the happy faces.



I can say the words. 😊




I can read and write the letters. 😊




I can play the game. 😊



I can do the task. 😊



How many happy faces  
have you got?



I've got \_\_\_\_ 😊.  
I'm...


### 1 Listen and say



What do you see, Henry?

I see a pig and many chickens.

I see a horse and three cows.  
What do you see?



pig



chicken



fish



bird



sheep

# Unit 4


## 2 Listen, read and write



G g

G G g g


goat



H h

H H h h

horse



## 3 Game time



I see three birds.



What do you see?

Ha! Ha!

## 4 Let's act



**Ms Flower:** Come and look.  
What do you see  
in the tree?


**Annie:** I see some birds.

**Ms Flower:** What do you see  
in the river?

**Liu Gang:** I see some ducks.

**Ms Flower:** What do you want to  
see in the sky?

**Li Ming:** Um... Cows and pigs!  
Ha! Ha!



## 5 Try to do



Look, write and say.



What do you see?



I see nine sheep.

sheep	cow	pig	duck	bird	horse
9					




# Unit 4

## 6 Read and say




What do you see?




I see three ducks.

What do you see?




I see four birds.

What do you see?



I see two horses.

What do you see?



...

## 7 Let's chant



What do you see?  
What do you see?  
I see some pigs in the tree.  
Why do they stand in the tree?  
They want to fly like a bee.



## 8 Reward time

I can count animals. 😊

- What do you see?
- I see a horse and three cows.



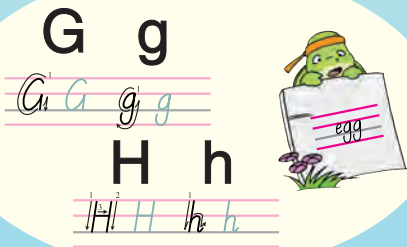
What can you do?  
Color the happy faces.



I can say the words. 😊



I can read and write the letters. 😊



I can play the game. 😊



I can do the task. 😊



How many happy faces  
have you got?



I've got \_\_\_\_ 😊.  
I'm...

OK!

Good!

Excellent!

### 1 Listen and say



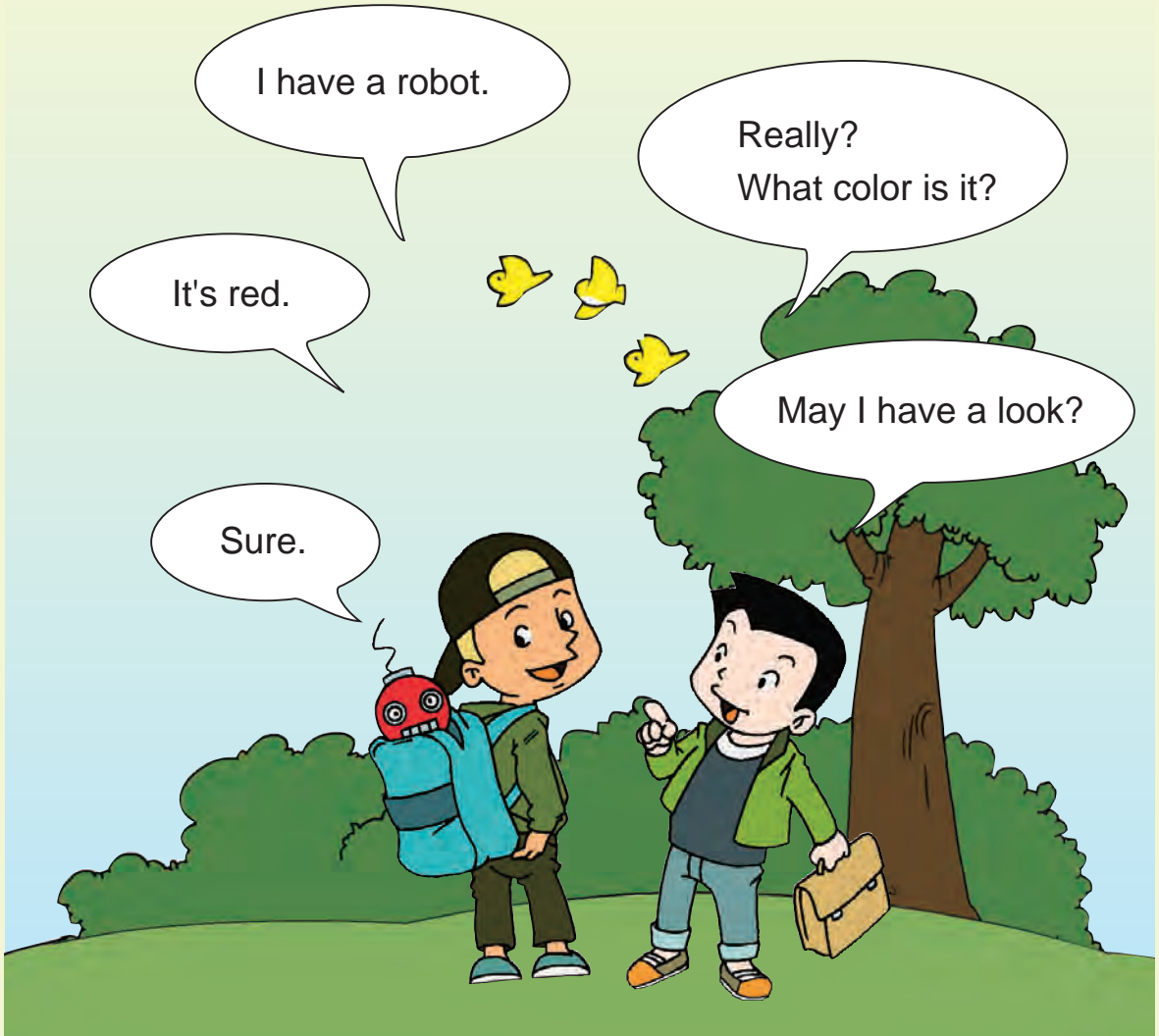
I have a robot.

It's red.

Sure.

Really?  
What color is it?

May I have a look?



red



green

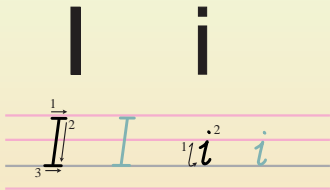


yellow




blue

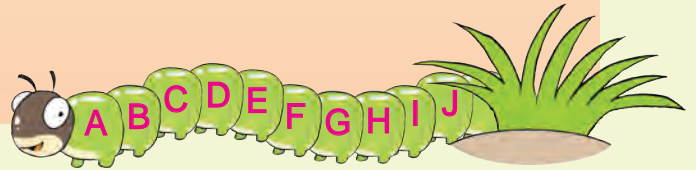

## 2 Listen, read and write



ice cream



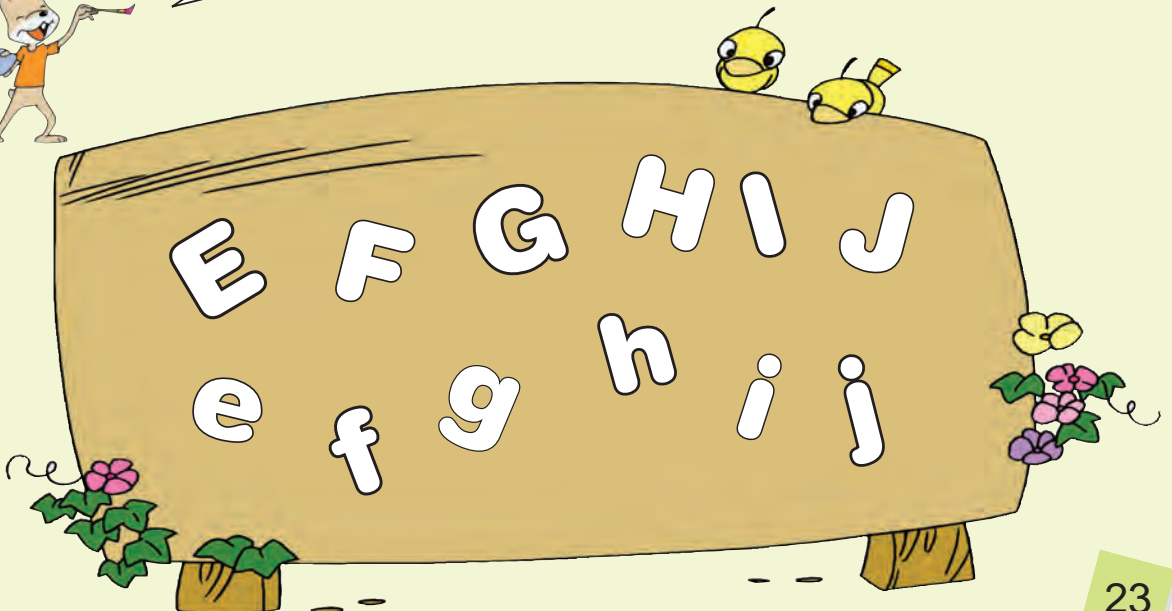
jeep



## 3 Game time



Listen and color.



# Unit 5

## 4 Let's act



Linda: Hi, Yuanyuan! Close your eyes.  
Guess, what is it?

Yuanyuan: Is it a cat?

Linda: No!

Yuanyuan: Is it a duck?

Linda: Yes! What color is it?

Yuanyuan: Yellow?

Linda: No. It's blue.

It's a blue duck.

Yuanyuan: Wow! It's cute.



## 5 Try to do



Color and talk!




I have a bird.

Red, green,  
yellow and blue.

What color is it?

Wow! Beautiful!



## 6 Read and say



## 7 Let's chant



Red, red, my bag is red.  
 Green, green, my pencil is green.  
 Blue, blue, my book is blue.  
 Yellow, yellow, my ruler is yellow!



## 8 Reward time

I can talk about colors. 😊


- What color is it?
- It's red.




What can you do?  
Color the happy faces.



I can say the words. 😊



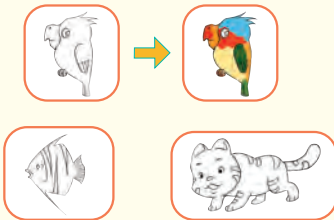
I can read and write the letters. 😊




I can play the game. 😊



I can do the task. 😊



How many happy faces  
have you got?



I've got \_\_\_\_ 😊.  
I'm...

### 1 Listen and say



Do you have a kite?

Yes. I have a new kite.

What color is it?



Look! It's black and white.

Wow! It's lovely!



black



white



orange



brown




# Unit 6

## 2 Listen, read and write



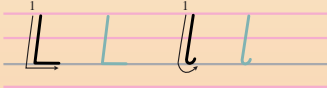
K k



kangaroo



L l



lion




## 3 Game time



Draw a fish/duck...  
Color it red/green/blue...



## 4 Let's act



Linda: Hi, Jimmy. Do you have a puppet?

Jimmy: Yes. I have a new puppet.

Linda: What is it?

Jimmy: Look! A brown mouse.

Linda: Oh, it's cute. I have a puppet, too.

Jimmy: What is it?

Linda: Look! A pink cat. Meow! Meow!

Jimmy: Oh! Don't eat me!



## 5 Try to do



Listen, match and report.



Look! Henry has an orange pencil. Bob... Linda...



# Unit 6

## 6 Read and say



## 7 Let's sing



I am!

### Who Is Wearing Yellow Today?

Who is wearing yellow today?  
 Yellow today? Yellow today?  
 Who is wearing yellow today?  
 Yellow today?



## 8 Reward time

I can talk about toys. 😊

- Do you have a kite?
- Yes. I have a new kite.




What can you do?  
Color the happy faces.



I can say the words. 😊



I can read and write the letters. 😊




I can play the game. 😊



I can do the task. 😊



How many happy faces  
have you got?



I've got \_\_\_\_ 😊.  
I'm...

# Review 1

## 1 Listen, say and act



Miss Lin: Look at the lanterns!  
Billy: Super!  
Bob: Beautiful!

Linda: What's this, Miss Lin?  
Miss Lin: Which one?  
Linda: The red one. Is it a fish?  
Miss Lin: Yes. It's a fish.



Billy: What's that, Bob?  
Bob: Is it a tiger?  
Miss Lin: Yes, it is.  
Linda: It's lovely.



Linda: What's this, Miss Lin?  
Miss Lin: Oh, it's a rabbit.  
Linda: It's cute!



## 2 Let's play

Find, write and say.



How many rabbits do you see?

What color?

I see seven.

White.

rabbit	dog	cat	panda	pig	monkey	tiger	bear	lion	elephant
7									

# Review 1

## 3 Match, write and read



## 4 Ask, answer and report

Do you have a tiger, Linda?

No, I don't.

Do you have a rabbit?

Yes, I do.  
I have a rabbit.

Linda has a rabbit.  
It's red and white.  
It's beautiful.

What color is it?


It's red and white.

## 5 Let's check

Listen and circle.



How many happy faces have you got?

I've got \_\_\_\_ .





# Review 1

## 6 Little scholar

What's your animal sign?



pig



mouse



ox



tiger




dog

Chinese Zodiac



rabbit

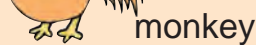


rooster



dragon

I'm a monkey.



monkey

goat



horse



snake



## 7 Let's chant



Draw a bed. Color it red.


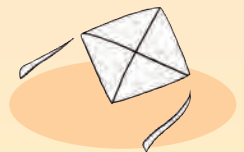
Draw a window. Color it yellow.

Draw a tree. Color it green.



Draw a balloon. Color it blue.

Draw a bag. Color it black.

Draw a kite. Color it white.



## 8 Fun story



### 1 Listen and say



What color is your car?

Blue. What color is your car?

Look! It's red.

Wow! It's cool.



car



ball



robot



kite

## 2 Listen, read and write

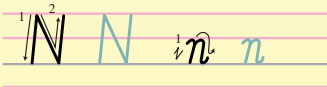


M m



monkey

N n



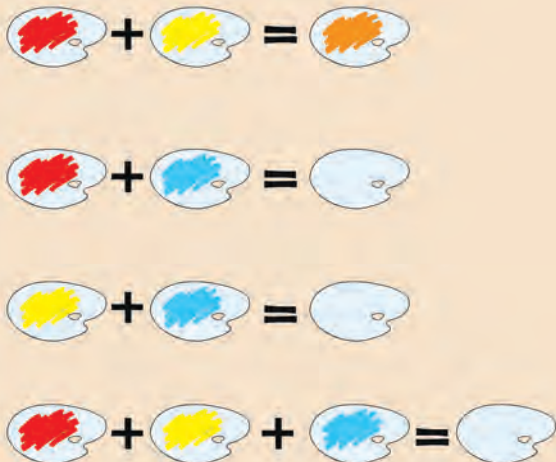
noodles



## 3 Game time



Ask and answer quickly.



Look! What color is red and yellow?

I know. It's orange.



# Unit 7

## 4 Let's act




**Clown:** I have a hat.  
**Billy:** I have a hat, too.  
**Clown:** What color is your hat?  
**Billy:** Red and black.  
What color is your hat?  
**Clown:** Look! It's red and white.  
**Billy:** Wow! It's so tall!



## 5 Try to do



Color and talk.




What color is your bag?

It's orange.

Oh, my bag is orange, too.



## 6 Read and say



## 7 Let's sing




### What Color Is Your Kite?

What color is your kite?  
 What color is your kite?  
 What color is your kite?  
 Red and white. Red and white.



Can you make a new song?



## 8 Reward time

What can you do?  
Color the happy faces.




I can talk about the colors of toys. 😊

- What color is your car?
- Blue.




I can say the words. 😊



I can read and write the letters. 😊

M m



N n



I can play the game. 😊



I can do the task. 😊



How many happy faces  
have you got?



I've got \_\_\_\_\_ 😊.  
I'm...

OK!

Good!

Excellent!

### 1 Listen and say



Can I help you?

A ball, please.

What color do you like?

I like orange.



boat



train



bike



ship



plane

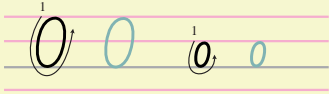


# Unit 8

## 2 Listen, read and write

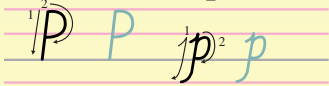


O o




orange

P p



panda



## 3 Game time




What color do you like?

I like blue.

You can get a boat!

Yeah!



## 4 Let's act



Man: Can I help you?  
 Billy: A bike, please.  
 Man: What color do you like?  
 Billy: Orange. I like orange.  
 Man: Do you like this one?  
 Billy: No. It's too small.  
 Man: What about this one?  
 Billy: Orange and black.  
 Cool! I like it.



## 5 Try to do



What color do you like?


I like yellow.

What color do you like, Linda?

I like white.

I like blue.

Me, too! Yeah!



# Unit 8

## 6 Read and say



## 7 Read a rhyme



Can you make a new rhyme?



What color do you like, Jane?  
I like green. I like the green train.  
What color do you like, Mike?  
I like white. I like the white bike.

## 8 Reward time

I can talk about my favorite color. 😊


- What color do you like?
- I like orange.




What can you do?  
Color the happy faces.



I can say the words. 😊



I can read and write the letters. 😊



I can play the game. 😊



I can do the task. 😊



How many happy faces  
have you got?



I've got \_\_\_\_ 😊.  
I'm...

OK!

Good!

Excellent!

### 1 Listen and say



I like apples.

Me, too.

I don't like apples.  
I like pears.



apple



peach



pear



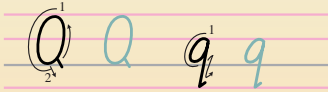
watermelon



## 2 Listen, read and write



Q q




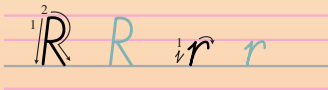
queen



rabbit



R r



## 3 Game time



I like apples.



Uh-oh!  
A watermelon.

It's my turn.




# Unit 9

## 4 Let's act



Panda: Have some watermelon.  
Animals: Thank you.  
Panda: You're welcome.  
Jolly: Mm... It's juicy. I like watermelon.  
Funny: Me, too!  
Panda: What about you, Monkey?  
Monkey: I don't like watermelon.  
I like peaches!





## 5 Try to do



Let's make a fruit salad.

Do and say.



I like apples.  
I don't like peaches.




I like bananas and oranges.  
I don't like pears.



I like peaches and apples.  
I don't like watermelon.



## 6 Read and say



## 7 Let's sing



### Apple Song

Apple red. Apple round.  
 Apple juicy. Apple sweet.  
 Apple, apple, I love you.  
 Apple, apple, I love you.





## 8 Reward time

I can talk about fruits. 😊


- I don't like apples.
- I like pears.



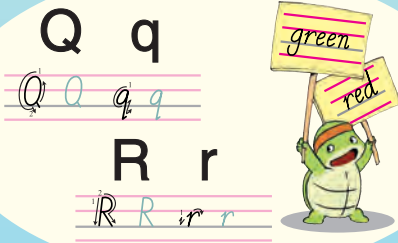
What can you do?  
Color the happy faces.



I can say the words. 😊




I can read and write the letters. 😊




I can play the game. 😊



I can do the task. 😊



How many happy faces  
have you got?



I've got \_\_\_\_ 😊.  
I'm...

### 1 Listen and say



Do you like oranges?

No, I don't.

Do you like grapes?

Have some grapes.

Yes, I do.

Thank you.



orange



grapes



banana



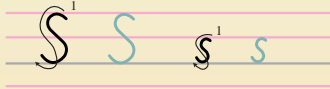
lemon

# Unit 10

## 2 Listen, read and write




S s



snake

T t



tiger



## 3 Game time



Look carefully.  
One, two, three!

What are they?

A pear, a lemon  
and grapes!

Right!



## 4 Let's act



Funny: Do you like oranges?

Jolly: Yes. I like oranges.

Funny: Have some oranges, please.

Do you like pears?

Jolly: Yes, I do.

Funny: Have some pears, please.

Do you like grapes?

Jolly: Yes.

Funny: Do you like bananas?

Jolly: Yes, but... Oh, no!



## 5 Try to do



Do and play.



Do you like apples?

No, thanks.  
I don't like apples.  
I like pears.



Here you are.  
Have a pear.

Thank you.

# Unit 10

## 6 Read and say



Do you like oranges?

Yes, I do.

Here you are.



Do you like grapes?

Yes, I do.



Do you like bananas?

Yes, I do.




No! No! I don't like...  
I don't like...



## 7 Let's chant



Do you like apples?  
Do you like apples?  
Yes, I do. Yes, I do.  
Yummy! Yummy! Yummy!  
Do you like lemons?  
Do you like lemons?  
No, I don't. No, I don't.  
Yucky! Yucky! Yucky!



## 8 Reward time

I can ask about fruits. 😊


- Do you like oranges?
- No, I don't./Yes, I do.



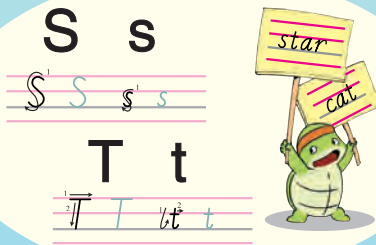
What can you do?  
Color the happy faces.



I can say the words. 😊



I can read and write the letters. 😊




I can play the game. 😊



I can do the task. 😊



How many happy faces  
have you got?



I've got \_\_\_\_ 😊.  
I'm...

# Unit 11

## Can I have some cookies?

1 Listen and say




Mom, I'm hungry.  
Can I have some cookies?


Sure. Here you are.

Can I have a hamburger?

Sorry, not now.



cookies




cake



hamburger



bread




candies



## 2 Listen, read and write




U u



V v



W w



UFO



water

vest



## 3 Game time



What's this?

Cake.



What's missing?

C.





# Unit 11

## 4 Let's act



Billy: Grandma, I'm home.

Grandma: Are you hungry, dear?

Billy: Yes. Can I have a hamburger?

Grandma: Sure. Here you are.

Billy: I'm thirsty.

Can I have some water?

Grandma: Of course.

Billy: Thank you, Grandma!

Grandma: You're welcome.



## 5 Try to do



Can you ask quickly?



Can I have some bread?

Can I have some bread and cookies?



### Word Bank

some bread    some cookies  
a hamburger    some cake  
some water    some milk  
an apple    some grapes  
a banana    an orange



Can I have some bread, cookies and...?

## 6 Read and say



## 7 Let's sing



### Can I Have Some Bread?

Can I have some bread? Sure, here you are.

Can I have some milk? Sure, here you are.

Can I have some cookies? Sure, here you are.

Can I have some candies? No! No! No, you can't.




# Unit 11

## 8 Reward time

I can ask for food. 😊

- Can I have some cookies?
- Sure. Here you are.




What can you do?  
Color the happy faces.



I can say the words. 😊



I can read and write the letters. 😊



I can play the game. 😊



I can do the task. 😊



How many happy faces  
have you got?



I've got \_\_\_\_ 😊.  
I'm...

# Unit 12

## Do you want some tea?

### 1 Listen and say



tea



juice



water



ice cream



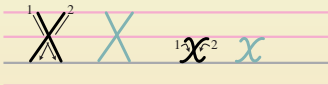
milk

# Unit 12

## 2 Listen, read and write



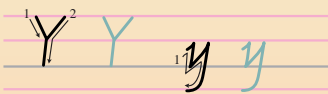
X x



fox



Y y



yoyo




Z z



zebra



## 3 Game time



## 4 Let's act



Billy: (Knocking at the door)

Henry: Yes. Who is it?

Billy: It's Billy.

Henry: Come in, please.

Billy: Let's play chess.

Henry: Good idea!

Do you want some ice cream?

Billy: No, thanks.

Henry: Some water?


Billy: OK.



## 5 Try to do



Listen, match and write.



- 1 I'm Linda. I'm thirsty now. I want an apple.
- 2 I'm Billy. I'm hungry. I want a \_\_\_\_\_.
- 3 I'm Annie. I'm thirsty. I want some \_\_\_\_\_.
- 4 I'm Li Ming. I'm very hungry. I want an \_\_\_\_\_.

# Unit 12

## 6 Read and say



## 7 Let's sing



### Who Is It?

Ding-dong. Ding-dong.  
Who is it? Who is it? Who is it?  
It's me. It's me. It's me, Billy.  
(Open the door: Oh, it's you!  
Come in, please. )

## 8 Reward time

I can offer drinks. 😊

- Do you want some tea?
- No, thank you./Yes, please.



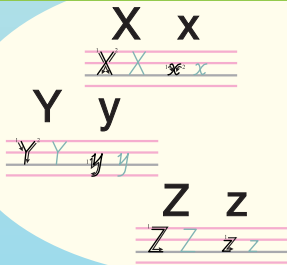
What can you do?  
Color the happy faces.



I can say the words. 😊



I can read and write the letters. 😊



I can play the game. 😊



I can do the task. 😊



How many happy faces  
have you got?



I've got \_\_\_\_ 😊.  
I'm...



# Review 2

## 1 Listen, say and act

Mr Johnson: What color do you like, Annie?

Annie: Orange.

Mr Johnson: OK. Let's see. Red and yellow.

Liu Gang: Look! Orange!

Annie: Wow! It's fun!

Liu Gang: What color is blue and red?







Mr Johnson: Let's wait and see!

Students: Wow! It's purple!


Liu Gang: I like green. Let me try!



## 2 Read and talk

Can I have some cake?	
Can I have a hamburger?	
Can I have some juice?	
Can I have some tea?	
Can I have a banana?	
Can I have an orange?	

Can I have some cake?



Of course.

## 3 Number, write and match

Number the twenty-six letters.



A B C D E F G H I J K L M

1 2 3

N O P Q R S T U V W X Y Z

Write and match.



3, 1, 20

2, 21, 19

cat

19, 20, 1, 18

1, 16, 16, 12, 5


3, 1, 11, 5



# Review 2

## 4 Let's play

Draw a yellow ball, a blue ball, a red ball, an orange ball...



I want a green ball, a red ball and a yellow ball.



Bingo!



## 5 Write, match and say


keac

lapep

nnaaab

geg

cake



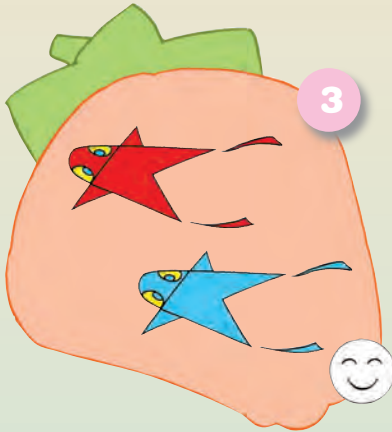
What do you like?



I like cake.  
C-A-K-E, cake!

## 6 Let's check

Listen and circle.



How many happy faces have you got?

I've got \_\_\_\_  .



# Review 2

## 7 Little scholar

Do you know the meaning of these colors? Guess and match.



red



pink



blue



## 8 Let's chant



What's in the fridge? What's in the fridge?

Apples, bananas and some oranges.

What's in the fridge? What's in the fridge?

Hot dogs, hamburgers and some sausages.



## 9 Fun story

### Magic Orchard

**Little Bee:** I know a nice place.  
Let's go.

**Jolly:** Wow, so many fruits!

**Funny:** Oranges, apples,  
bananas and grapes!



**Little Bee:** What fruit do you like?

**Jolly:** I like apples.

**Funny:** I like oranges.

**Monkey:** I like bananas.

**Fox:** I don't like bananas.

I like grapes.

**Little Bee:** Ha! Ha! Look at you!

**Jolly:** Why, I'm red!

**Monkey:** I'm yellow.

**Funny:** I'm orange.

**Fox:** I'm purple!



I'm Unit		OK!	Good!	Excellent!
Unit 1				
Unit 2				
Unit 3				
Unit 4				
Unit 5				
Unit 6				
Review 1				
Unit 7				
Unit 8				
Unit 9				
Unit 10				
Unit 11				
Unit 12				
Review 2				
Total				

How many happy faces have you got in Book 2?



# Words and expressions

(要求学生能听、说、认读本词汇表中单词)

## Unit 1

this 这, 这个

cat



that 那, 那个

dog



rabbit



duck



## Unit 2

no 不, 不是

lion



tiger



panda



elephant

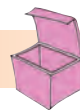


CD



## Unit 3

box



monkey



bear



horse



cow



bee



## Unit 4

see 看见

and 和, 与; 并且





pig



chicken



fish



bird



sheep



egg



### Unit 5

color

颜色

red



green



yellow



blue



### Unit 6

black



white



orange



brown



### Unit 7

car



ball



robot



kite



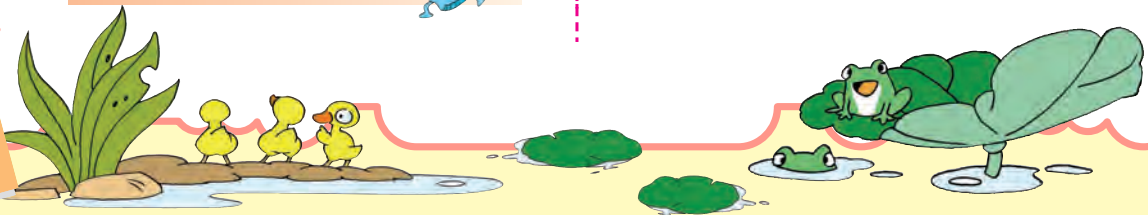
banana



### Unit 8

please

请



bike



boat



ship



train



plane



### Unit 9

apple



pear



peach



watermelon



### Unit 10

orange



grapes



lemon



star



### Unit 11

not

不;没

now

现在,此刻

cookies



hamburger



cake



bread



candies



bus



## Unit 12

tea



milk



juice



water



ice cream



zoo



Sure.

好的。/当然。

Can I help you?

我能帮忙吗?

Me, too.

我也是。

Here you are.

给你。

Sorry.

对不起。

I'm hungry.

我饿了。

May I come in?


我可以进来吗?

No, thank you.

不, 谢谢。

Yes, please.

好的, 谢谢。



# Word list

## Aa

and 和,与;并且  
apple 苹果

## Bb

ball 球  
banana 香蕉  
bear 熊  
bee 蜜蜂  
bike 自行车  
bird 鸟  
black 黑色,黑色的  
blue 蓝色,蓝色的  
boat 小船  
box 盒子,箱子  
bread 面包  
brown 棕色,棕色的  
bus 公共汽车

## Cc

cake 蛋糕  
candies (复数)糖果  
car 小汽车  
cat 猫  
CD 光盘  
chicken 鸡,小鸡  
color 颜色  
cookies (复数)曲奇饼干

cow 奶牛

## Dd

dog 狗  
duck 鸭子

## Ee

egg 蛋,鸡蛋  
elephant 大象

## Ff

fish 鱼

## Gg

grapes (复数)葡萄  
green 绿色,绿色的

## Hh

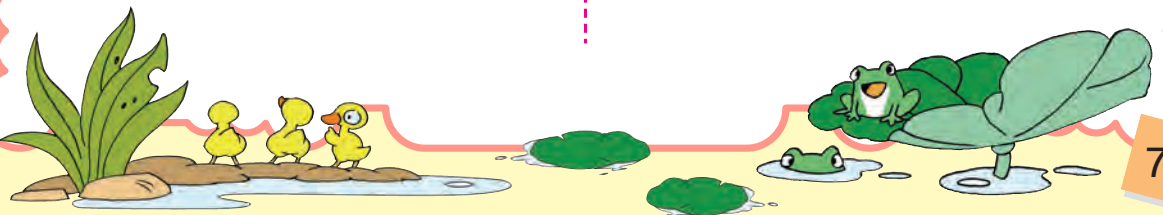
hamburger 汉堡包  
horse 马

## Ii

ice cream 冰激凌

## Jj

juice 果汁



**Kk**

kite 风筝

**Ll**lemon 柠檬  
lion 狮子**Mm**milk 牛奶  
monkey 猴子**Nn**no 不,不是  
not 不;没  
now 现在,此刻**Oo**orange 橘子;橙色,  
橙色的**Pp**panda 熊猫  
peach 桃  
pear 梨  
pig 猪  
plane 飞机  
please 请**Rr**rabbit 兔子  
red 红色,红色的  
robot 机器人**Ss**see 看见  
sheep 绵羊  
ship 轮船  
star 星星**Tt**tea 茶  
that 那,那个  
this 这,这个  
tiger 老虎  
train 火车**Ww**water 水  
watermelon 西瓜  
white 白色,白色的**Yy**

yellow 黄色,黄色的

**Zz**

zoo 动物园



# The alphabet

A a B b C c D d

E e F f G g H h


I i J j K k L l

M m N n O o P p

Q q R r S s T t

U u V v W w X x

Y y Z z



# 后记

义务教育教科书《英语》是我社依据教育部最新颁布的《义务教育英语课程标准(2011年版)》精神,在原义务教育课程标准实验教科书《快乐英语》(Fun with English)的基础上,经过充分调研和科学论证,重新修订编写的一套小学英语教材。

编写人员在教材编写的过程中,借鉴了《快乐英语》十余年的使用经验,在继承并巩固原教材“注重思想性,激发学生学习兴趣,培养语言运用能力”的基础上,围绕“话题—功能—结构—任务”的编写思路,对原教材的编排体例、学段间衔接、板块呈现方式、知识结构、语言坡度及复现率等做了全面而深入的修改,精选并补充学生发展所需要的内容,贴近学生生活,紧跟时代,关注学生能力的发展,以学生最感兴趣的方式呈现。

本套教材的主要编写人员如下:

**主编:吴悦心 副主编:周朝华**

**编者:曲端 李英 王慧 Evelyn Pun 郭振伟 郝梅**

这些作者均为具有丰富英语教学经验并对英语教育理论有深入研究的高级教师、教研员。另外,我们还聘请了语言专家Evelyn Pun(美)和Frank Manuel(加)对全套书的语言进行审校。在此,我们对全体编写人员为教材编写付出的辛勤劳动表示衷心的感谢!

我们希望这套教材能够得到广大师生的认同和喜爱,并在大家的关心和帮助下得到进一步完善和提高。

全书另配有教学录音磁带一套。

辽宁师范大学出版社  
基础教育教材编辑部  
2012年5月

© 吴悦心 2012

出版人 王星  
策 划 张 洋  
组 稿 张 洋 朱宇光  
装帧设计 周佰惠  
图画创作 王庆洪 于拯成 王树清 王 申

## 辽宁师范大学出版社出版

地址:大连市黄河路 850 号

邮政编码:116029

网址:<http://www.lnnup.net>

邮箱:[kuaileyinyu@126.com](mailto:kuaileyinyu@126.com)

<http://www.press.lnnu.edu.cn>

编辑室电话:0411-82159901

营销部电话:0411-82159913

大连金华光彩色印刷有限公司印刷

各地新华书店发行

---

幅面尺寸:185mm×260mm

印张:5.5 字数:100千字

2012年12月第1版

2020年11月第10次印刷

---

责任编辑:张 洋 朱宇光

责任校对:宫春来 李 珍

---

ISBN 978-7-5652-0523-1

所购教材,如有印装问题,请与本社联系调换。

版权所有 不得翻印



