

上海教育出版社



义务教育教科书

# 英语

(三年级起点)

三年级 上册



上海教育出版社

上海教育出版社

义务教育教科书

# 英语

(三年级起点)

三年级 上册



上海教育出版社

主 编：张春柏 施嘉平

原 作 者：Ron Holt Sam Meekings

编 者：朱静娣 孙维华 俞红珍

牛津大学出版社(中国)有限公司英语教材编写委员会

上海世纪出版股份有限公司外语教育图书分公司英语教材编写委员会

责任编辑：赵柳松 戴嘉子

©上海市中小学(幼儿园)课程改革委员会和牛津大学出版社 2012

“Oxford”为牛津大学出版社的注册商标。

未经上海市中小学(幼儿园)课程改革委员会和牛津大学出版社(中国)有限公司书面许可，不得在任何地区以任何形式、任何媒介、任何文字翻印、仿制或转载本书的文字、图片、音带或光盘。

欢迎广大师生来电来函指出教材的差错和不足，提出宝贵意见。电话：021-64319241。

电子邮箱：jcjy@seph.com.cn。通讯地址：上海市永福路123号。邮政编码：200031。

声明 按照《中华人民共和国著作权法》第二十五条有关规定，我们已尽量寻找著作权人支付报酬。著作权人如有关于支付报酬事宜可及时与出版社联系。

鸣谢

在教材编写过程中，部分教师对此工作予以极大的帮助，特此感谢：

王红丽 史才春 孙 媛 余晓珍 雍 雯

义务教育教科书

英 语

三年级 上册

---

上海世纪出版股份有限公司 出版发行  
上海教育出版社

(上海永福路123号 邮政编码：200031)

各地新华书店经销 上海景条印刷有限公司印刷

---

开本 787×1092 1/16 印张 4.5

2012年7月第1版 2021年7月第15次印刷

书号 ISBN 978-7-5444-4190-2/G·3280

---

定价：4.90 元(另配磁带和练习册)

辽宁省物价局价格审查批准文号：辽价发[2018]30号

全国物价举报电话：12315

此书如有印、装质量问题，请向出版社调换。联系电话：021-64377165



## 写在前面

亲爱的同学们，你们可能已经会说一些英语单词和句子了。从这学期开始，你们将要正式启动英语学习之旅了！你们将认识一些单词，读短短的英语童谣，唱英语歌，学习用英语对话，用英语表演和玩游戏。然后，或许就能读一本英语小故事书了。再然后，那本小故事书会换成经典小说。当然，那是以后、再以后的事了。可是，所有的以后都是从这个美丽的秋天开始的。

英语学习是新鲜有趣的，你们会学到很多有用的东西。一定要有信心和耐心哦。

还要告诉你们，为了让英语学习更有趣，我们“找”来了四个活泼、可爱的小朋友，他们是Peter、Alice、Kitty 和Joe。想一想吧，和这几个乐呵呵的小朋友在一起学习，会多快乐！

好了，我们开始吧……



Peter



Alice



Kitty



Joe



# Contents

Unit	Key patterns	Words & expressions	Letters
<b>Module 1 Getting to know you</b>			
1 Hello! (p. 2)	• Hello, I'm Peter.	hello, I, Miss	Aa, Bb
2 How are you? (p. 6)	• How are you? I'm fine. Thank you.	Mr, Mrs, are, fine, goodbye, hi, thank, you	Cc, Dd
3 Are you Kitty? (p. 10)	• Are you Kitty? Yes, I am.	boy, girl, am, no, not, yes	Ee, Ff
Revision 1 (p. 14)			
Project 1 (p. 16)			
<b>Module 2 My family, my friends and me</b>			
4 My friends (p. 18)	• This is Kitty. She's thin.	tall, short, fat, thin, friend, he, is, my, she, this	Gg, Hh
5 My family (p. 22)	• Who is he? He's my father.	father, mother, brother, sister, me, beautiful, who	Ii, Jj
6 Me (p. 26)	• My hair is long. • My ears are small.	hair, eye, ear, nose, mouth, face, big, long, look, small	Kk, Ll
Revision 2 (p. 30)			
Project 2 (p. 32)			

Unit	Key patterns	Words & expressions	Letters
<b>Module 3 Places and activities</b>			
7 In the classroom (p. 34)	<ul style="list-style-type: none"> <li>• Close the door, please.</li> </ul>	blackboard, door, window, clean, close, late, look at, open, please, the	Mm, Nn
8 At the fruit shop (p. 38)	<ul style="list-style-type: none"> <li>• How much is it?</li> <li>• How much are they?</li> </ul>	a (an), apple, banana, orange, pear, dad, good, here, how much, it, they	Oo, Pp, Qq
9 In my room (p. 42)	<ul style="list-style-type: none"> <li>• This is my bed.</li> <li>• These are my books.</li> </ul>	chair, desk, pen, pencil, ruler, schoolbag, bed, book, mum, these, your	Rr, Ss, Tt
Revision 3 (p. 46)			
Project 3 (p. 48)			
<b>Module 4 The world around us</b>			
10 Numbers (p. 50)	<ul style="list-style-type: none"> <li>• How many boys? Three boys.</li> </ul>	one, two, three, four, five, six, seven, eight, nine, ten, how many	Uu, Vv, Ww
11 Small animals (p. 54)	<ul style="list-style-type: none"> <li>• What is it? It is a rabbit.</li> </ul>	mouse, cat, dog, rabbit, fish, its, tail, what	Xx, Yy, Zz
12 The four seasons (p. 58)	<ul style="list-style-type: none"> <li>• In spring, it is warm.</li> </ul>	spring, summer, autumn, winter, cold, cool, hot, in, warm	Aa–Zz
Revision 4 (p. 62)			
Project 4 (p. 64)			
Word list (p. 66)		Daily expressions (p. 68)	



1

# Hello!



Hello, I'm Peter.



Listen and say 

Hello, I'm Miss Fang.

Hello, I'm Peter.

Hello, I'm Joe.

Hello, I'm Kitty.

Hello, I'm Alice.



# Look and learn




Alice



Joe



Kitty



Peter



# Make and say



Hello, I'm Kitty.





 Say and act 





# Sing a song




I'm Dolly. Hello, hello!  
I'm Dolly. Hello, hello!  
I'm Dolly. Hello, hello!  
Hello! Hello! Hello!

I'm Kitty. Hello, hello!  
I'm Kitty. Hello, hello!  
I'm Kitty. Hello, hello!  
Hello! Hello! Hello!





# Learn the letters



apple

A for apple.  
B for bag.  
An apple in a bag.



bag





# 2

## How are you?



Listen and say



How are you?  
I'm fine. Thank you.

1

Good morning, Mr Li.



Good morning,  
Alice.

2

How are you?



I'm fine. Thank you.

3

Goodbye, Alice.



Goodbye, Mr Li.

Look and learn 

Mr Wang

Mrs Wang



Wang Yuanyuan  
(Alice)

Mrs Li

Mr Li



Li Wei    Li Jie  
(Ben)    (Kitty)

Sing a song 



Hi, Joe. Hi, Joe.  
How are you?  
How are you?

Hi, Kitty. Hi, Kitty.  
How are you?  
How are you?



Hi, Ben. Hi, Ben.  
How are you?  
How are you?

Hi, Alice. Hi, Alice.  
How are you?  
How are you?



 Say and act 

1

Good morning, Mr Dog.

Good morning, Miss Cat.




How are you?

I'm fine. Thank you.

2

Goodbye, Mr Dog.

Goodbye, Miss Cat.







## Make and say



## Learn the letters



cat



dog





# 3

## Are you Kitty?

 Listen and say 



Are you Kitty?  
Yes, I am.

1



2



3



4



 Look and learn 



boy



girl

 Play a game

Are you a girl?

Yes, I am.

Are you Mary?

No, I'm not.

Are you Lily?

Yes, I am.







Enjoy a story 

## The wolf and the sheep

1



2




3





## Read and circle



## Learn the letters



egg



fan

E for egg.  
F for fan.  
I have an egg and a fan.





# Revision 1



## Let's revise (I)

Hi  
Hello  
Good morning  
Goodbye

Peter  
Miss Fang  
Mr Li  
Mrs Wang



How are you?

I'm fine. Thank you.

I'm = I am



## Match and say

- |                            |                        |
|----------------------------|------------------------|
| A Good morning, Alice.     | E Hi, Peter.           |
| B Good morning, Miss Fang. | F How are you?         |
| C Goodbye.                 | G I'm fine. Thank you. |
| D Hello, Joe.              |                        |



Goodbye.



## Let's revise (II)

Are you	a boy	?
	a girl	
	Mary	

Yes	,	I am	.
No		I'm not	

I'm (not)	Peter	.
You're (not)	Miss Fang	
	a boy	
	a girl	



You're = You are



## Read and circle

1



I'm \_\_\_\_\_  
You're Miss Fang.

2

I'm \_\_\_\_\_  
You're a cat.



3

Are you \_\_\_\_\_  
You're a boy?



Yes, I am.  
No, I'm not.



## Think and circle

My work in Module 1





# Project 1

## My mask

1



Draw a picture.

2




Colour it.

3



Cut it out.

4 Put on your mask and play a game.





# 4

# My friends



This is Kitty.  
She's thin.



Listen and say 

This is Joe.  
He's my friend.  
He's tall.

This is Kitty.  
She's my friend.  
She's thin.



Look and learn 



tall short



fat

thin

## My family, my friends and me

Listen and enjoy 


Two fat boys in the rain,  
Bow and bow and bow again.  
How are you? How are you?  
How are you again?



Two thin girls in the rain.  
Bow and bow and bow again.  
How are you? How are you?  
How are you again?



Draw and say



This is ...  
He's/She's my friend.  
He's/She's ...





 **Say and act** 

1



2




 Learn the letters 


girl



hand

G for girl.  
H for hand.  
I'm a girl.  
This is my hand.



Gg Gg Hh Hh

## Culture corner

You're fat, Mrs Wang. 





5

# My family



Listen and say 



Who is he?  
He's my father.

1


Who is he?



He's my father.

2

Who is she?



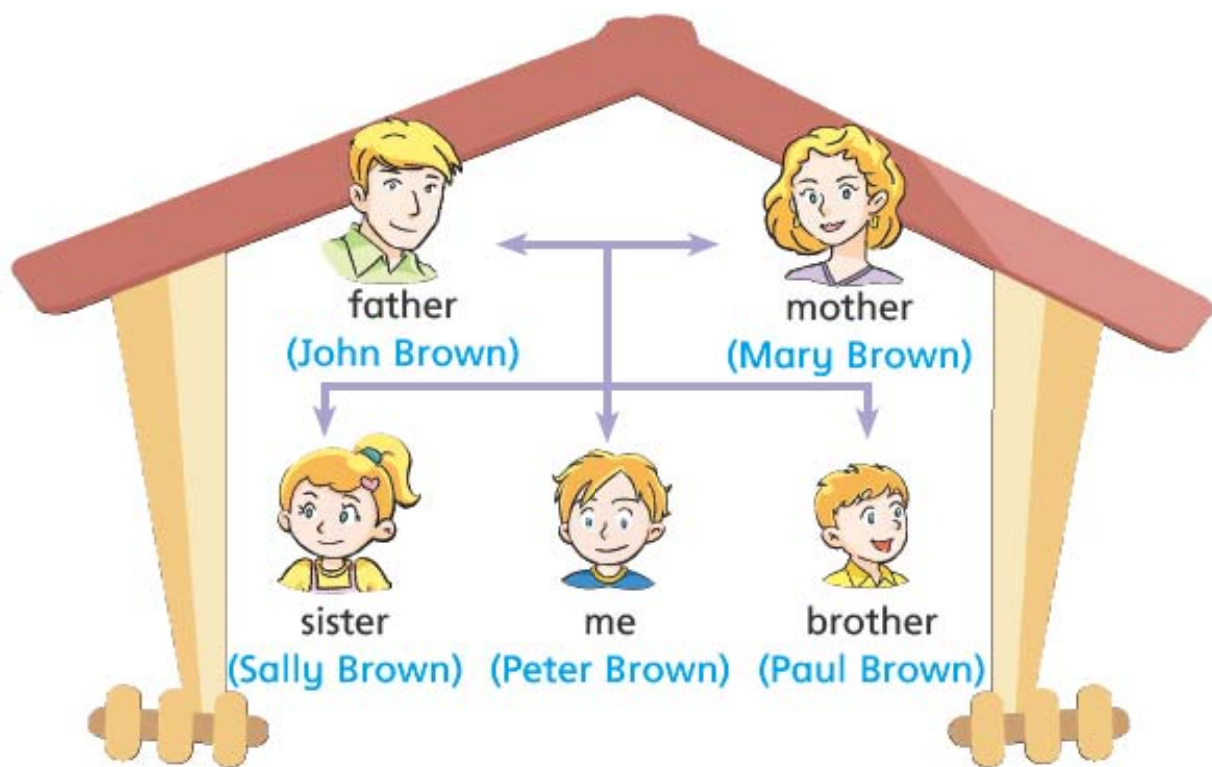
She's my mother.

She's beautiful.

Thank you.



# Look and learn




## Ask and answer

- S1: Who is he?  
 S2: He's my ...  
 S1: Who is she?  
 S2: She's my ...



Say and act 

Hi, I'm Peter Brown.



This is my mother.



This is my father.



This is Sally. She's my sister.



This is Paul. He's my brother.



# Learn the letters



ice cream

I for ice cream.  
J for juice.

Ice cream for Iris.  
And juice for Jason.



juice



## Culture corner

My name is Peter Brown.



My name is Wang Yuanyuan.





# 6

# Me



My hair is long.  
My ears are small.



Listen and say 

1



Look, this is me.  
I'm thin.  
My hair is long.  
My ears are small.

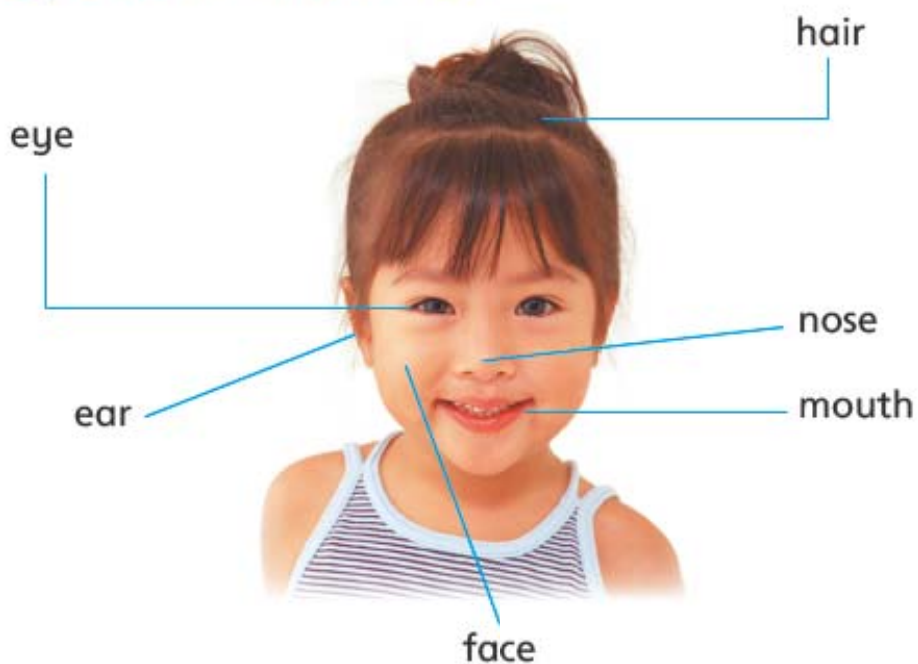
2



Look, this is me.  
I'm short.  
My hair is short.  
My mouth is big.



## Look and learn



## Point and say



Hello, I'm Joe.  
I'm tall.  
My hair is short.  
My eyes are big.

Hello, I'm ...  
I'm ...  
My ... is ...  
My ... are ...







Enjoy a story 

Are you my mum?

1

Are you my mum?



No. My ears are long.  
My tail is short.

2

Are you my mum?



No. My eyes are small.  
My nose is big.

3

Are you my mum?



No!

4

Are you my mum?



Yes!



# Sing a song

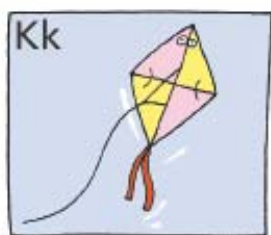


## My face

Eyes and ears  
And mouth and nose,  
Mouth and nose,  
Mouth and nose.  
Eyes and ears  
And mouth and nose,  
This is my face.




# Learn the letters



Kk

kite

**K** for kite.  
**L** for lion.  
The **lion's kite** is high in the sky.



Ll

lion





# Revision 2



## Let's revise (I)

He's	tall	.	Who	is	he	?
She's	thin	.			she	

Is	he	Joe	?
	she	Mary	

Yes		he	is	
No	'	she	isn't	.



He's = He is  
She's = She is  
isn't = is not



## Play a game



John

Lucy

Linda

Ken

S1: He's tall. Who is he?

S2: Is he John?

S1: Yes, he is.



## Let's revise (II)

This is

me

.

I'm

short  
fat

.

My

hair

is

long  
short

eyes

are

big

ears

small


.



## Read and draw



This is me.  
I'm tall and thin.  
My hair is long.  
My eyes are big.  
My nose is small.



## Think and circle

My work in Module 2






# Project 2

## My friends

- 1 Draw pictures of you and your friends.



2 Do show-and-tell.



This is me.  
My hair is short.  
My eyes are big.  
This is Joe.  
He's tall.  
...



3 Play a game.

She's thin.  
Who is she?

No, she isn't.

Is she Alice?



Yes, she is.



Is she Kitty?



## 7

## In the classroom



Listen and say




Close the door, please.

1 Close the door, please.




Yes, Miss Fang.

2 Look at the blackboard, please.



3 Please clean the blackboard, Kitty.



OK.

4 Open the door, please.



Yes, Miss Fang.

Thank you, Peter.



## Look and learn



blackboard



door



window



## Sing a song


### In the classroom



Clean the blackboard,  
Clean the blackboard.  
Close the door,  
Close the door.  
Open the window,  
Open the window.  
Very good.  
Very good.



Say and act 





# Play a game

Open the door, please.



# Learn the letters

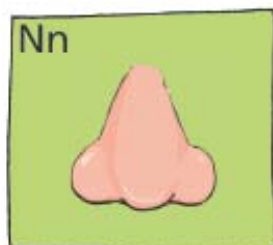


mouth



**M** for **m**outh.  
**N** for **n**ose.

Look at the lion's **m**outh and **n**ose!



nose

M m M m N n N n



# At the fruit shop



Listen and say



How much is it?  
How much are they?

1

Good afternoon.



Good afternoon.

2

How much is it?



Five yuan.

3

Four apples, please.

Here you are.



Thank you.  
How much are they?

Ten yuan, please.

 Look and learn 

an apple



apples

a banana



bananas

an orange



oranges

a pear



pears

 Play a game

Good morning.

Here you are.

Good morning.  
Three pears, please.

Five yuan, please.

Thank you.  
How much are they?

Shopping list

3 pears  
4 oranges  
6 bananas






Enjoy a story



# Kong Rong and the pears

1



Here are two pears for you.

Thank you, Dad.

2

This is a small pear. It's for me.



3

This is a big pear. It's for you.



Thank you.


4

Good boy!






Listen and enjoy 




One apple, two apples,  
Three apples, four.  
Five apples, six apples,  
Seven apples, more!



Learn the letters 



orange



pig



queen

O for orange.  
P for pig.

Q for queen.

I see an orange, a pig and a queen.





# In my room

This is my bed.  
These are my books.



Listen and say 

1

This is my bed.



2

These are my books.



3

Are these your rulers, Alice?



Yes, they are.  
Thank you, Mum.

4

Is this your pen, Dad?



Yes, it is.  
Thank you, Alice.

Look and learn 



chair




desk



pen



pencil

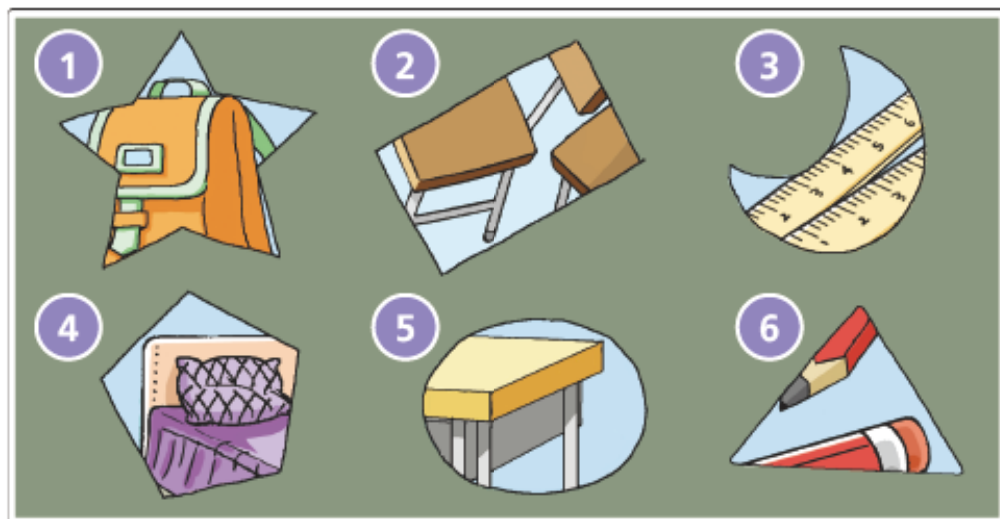


ruler



schoolbag

Play a game 



S1: Is this a ...?

S2: Yes, it is.

No, it isn't.

S1: Are these ...?

S2: Yes, they are.


No, they aren't.




 Say and act 




# Learn the letters




rabbit



six




table



R for rabbit.  
S for six.

T for table.

Look! Six rabbits on the table.



## Culture corner



Your schoolbag is nice.

Thank you. 😊





# Revision 3



## Let's revise (I)

Close	the	door	,	please	.
Open		window			
Clean		blackboard			
Look at					





Please	close	the	door	.
	open		window	
	clean		blackboard	
	look at			

This is	my	pencil	.
These are		ruler	
		pencils	
		rulers	

Is this	your	book	?
Are these		pen	
		books	
		pens	



## Think and say

- 1 Please look at the  .
- 2  the window, please.
- 3 These are my  .
- 4 Is this your  ?




## Let's revise (II)

One	apple	,	please	.
Two	orange			
Three	pears			

How much	is it	?	One	yuan	,	please	.
	are they		Eight				



## Play a game



- S1: One pear, please. How much is it?  
 S2: Two yuan, please.
- S1: Two apples, please. How much are they?  
 S2: Six yuan, please.



## Think and circle

My work in Module 3





# Project 3

## A fruit basket

1 Trace or write the names. Tick (✓) the fruit you like.



apples



bananas



oranges




Stick a picture.

Stick a picture.

2 Draw the fruit you like.



3 Show the fruit basket to your friend. Ask and answer.





10

# Numbers



How many boys?  
Three boys.



Listen and say



Ben: How many doors, Kitty?

Kitty: One door.

Ben: Yes! How many windows?

Kitty: One, two, three, four, five, six, seven, eight, nine, ten.  
Ten windows.

Ben: Yes! How many boys?

Kitty: One, two, three. Three boys.

Ben: Very good, Kitty!


Kitty: Thank you.



Look and learn



Play a game



S1: How many ...?

S2: ...




 Say and act 




One, two. Put on my shoes.



Three, four. Open the door.



Five, six. Count the chicks.



Seven, eight. Open the gate.



Nine, ten. Count them again.  
How many chicks?



## Read and trace



Three books, two pens,  
four pencils and one ruler.

Good!



## Learn the letters



uncle



van



window

U for uncle.  
V for van.  
W for window.  
Uncle Li is in a van with big windows.



U u U u V v V v W w W w

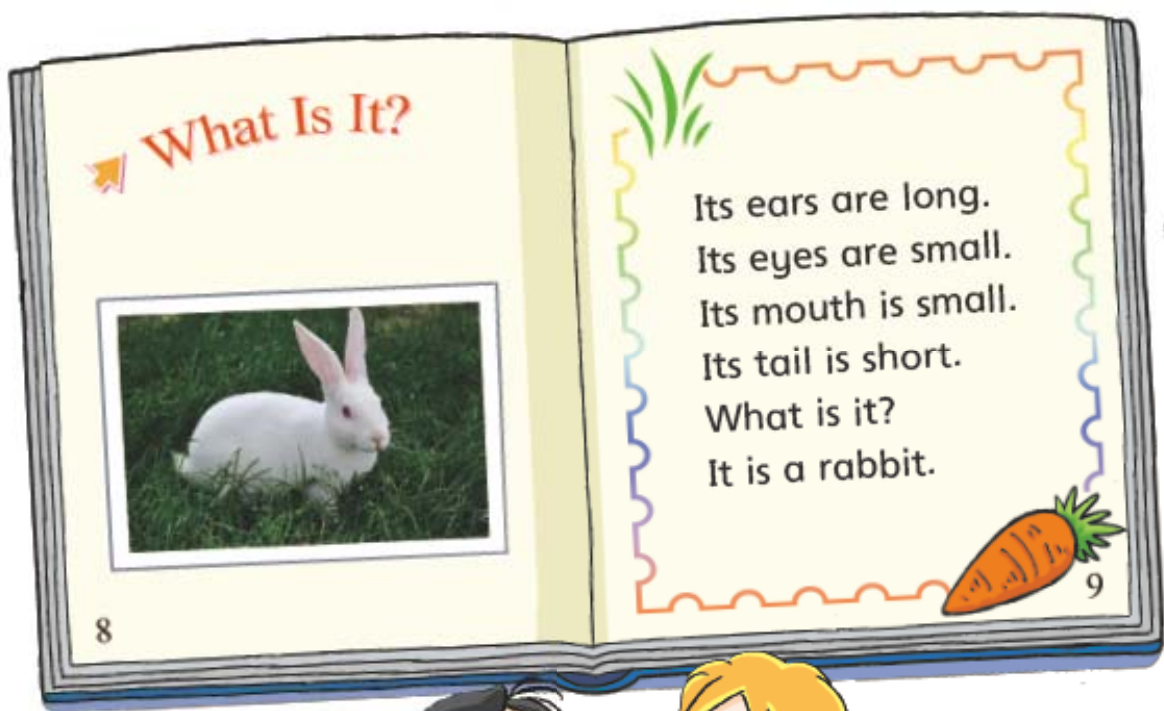
## 11

## Small animals



What is it?  
It is a rabbit.

Listen and say 





# Look and learn



mouse



cat



dog



rabbit



## Read and trace

Its ears are big.

Its tail is short.

What is it?

It's a dog.

Its ears are small.

Its tail is long.


What is it?

It's a cat.



## A big fish

1



2

What is it, Mum?

Sh ...



3

What is it, Mum?



4

?



5

I'm sorry, Mum.



6

Look, Mum! A big fish!

Well done!





## Play a game

S1: It's **fat** . Its tail is **long** .  
       **thin**                                    **short**

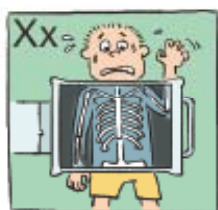
Its **eyes** are **big** . What is it?  
       **ears**                    **small**



S2: It's ...



## Learn the letters




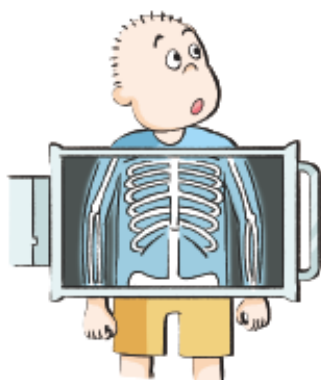
X-ray



yellow



zoo



X for X-ray.

Y for yellow.

Z for zoo.

X-ray the yellow birds at the zoo.





# 12


## The four seasons



Listen and say 



In spring, it is warm.



In spring, it is warm.

In summer, it is hot.



In autumn, it is cool.



In winter, it is cold.



Look and learn 



spring



summer



autumn



winter

Colour and say 



In spring, it's warm.



 Say and act 

1



2



3



4





## Read and trace



In spring, it is warm.

In summer, it is hot.



In autumn, it is cool.

In winter, it is cold.



## Learn the letters





# Revision 4



Let's revise (I)

What	is	it	?
------	----	----	---

It's	a	cat	.
		mouse	
	an	apple	.
		orange	

How many	boys	?
	cats	

One	boy	.
Three	cats	.



it's = it is



Think and say

1



S1: What is it?

S2: ...

2



S1: ...

S2: It's an orange.

3



S1: How many girls?

S2: ...

4



S1: ...

S2: Five cats.



## Let's revise (II)

It	is	a	cat		.
			dog		
			mouse		

Its	tail	is	long		.
	ears	are	short		
	eyes		big		
			small		

In	spring	,	it	is	warm	.
	summer				hot	
	autumn				cool	
	winter				cold	



its ≠ it's



## Draw and say

Animal

It's a ...  
Its ... is ...  
Its ... are ...



In ..., it's ...

Season



## Think and circle

My work in Module 4





# Project 4

## An animal book

- 1 Draw or stick a picture of an animal. And then write about it.

Draw or stick a picture.

This is a/an \_\_\_\_\_ .

Its \_\_\_\_\_ is \_\_\_\_\_ .

Its \_\_\_\_\_ are \_\_\_\_\_ .

Its \_\_\_\_\_ .

## 2 Do show-and-tell.




This is a mouse.  
Its tail is long.  
Its ...



This is a mouse.  
Its tail is long.  
Its eyes are small.  
Its nose is small.

## 3 Make an animal book.



This is a mouse.  
Its tail is long.  
Its eyes are small.  
Its nose is small.



This is a rabbit.  
Its tail is short.  
Its eyes are small.  
Its ears are long.

## Word list

<b>A</b>		eight 八	U10
a (an) 一, 一个	U8	eye 眼睛	U6
am 是	U3	<b>F</b>	
apple 苹果	U8	face 脸; 面孔	U6
are 是	U2	fat 胖的	U4
autumn 秋天	U12	father 父亲; 爸爸	U5
<b>B</b>		fine 健康的; 身体很好的	U2
banana 香蕉	U8	fish 鱼	U11
beautiful 美丽的	U5	five 五	U10
bed 床	U9	four 四	U10
big 大的	U6	friend 朋友	U4
blackboard 黑板	U7	<b>G</b>	
book 书	U9	girl 女孩	U3
boy 男孩	U3	good 好的	U8
brother 哥哥; 弟弟	U5	goodbye 再见	U2
<b>C</b>		<b>H</b>	
cat 猫	U11	hair 头发	U6
chair 椅子	U9	he 他	U4
clean 把……擦干净; 打扫	U7	hello (用于打招呼) 喂, 你好	U1
close 关上	U7	here 这里	U8
cold 寒冷的	U12	hi (用于打招呼) 喂, 嗨	U2
cool 凉爽的	U12	hot 炎热的	U12
<b>D</b>		how many (用于问数量) 多少	U10
dad 爸爸	U8	how much (用于问价钱) 多少	U8
desk 书桌	U9	<b>I</b>	
dog 狗	U11	I 我	U1
door 门	U7	in 在(某段时间)内	U12
<b>E</b>		is 是	U4
ear 耳朵	U6	it 它	U8
		its 它的	U11

<b>L</b>			
late 迟到	U7		
long 长的	U6		
look 看	U6		
look at 看	U7		
<b>M</b>			
me 我	U5		
Miss 小姐	U1		
mother 母亲; 妈妈	U5		
mouse 老鼠 (复数mice)	U11		
mouth 口; 嘴巴	U6		
Mr 先生	U2		
Mrs 太太	U2		
mum 妈妈	U9		
my 我的	U4		
<b>N</b>			
nine 九	U10		
no 不; 不是	U3		
nose 鼻子	U6		
not 不是	U3		
<b>O</b>			
one 一	U10		
open 打开	U7		
orange 桔子	U8		
<b>P</b>			
pear 梨	U8		
pen 钢笔	U9		
pencil 铅笔	U9		
please 请	U7		
<b>R</b>			
rabbit 兔子	U11		
ruler 尺	U9		
<b>S</b>			
schoolbag 书包		U9	
seven 七		U10	
she 她		U4	
short 矮的; 短的		U4	
sister 姐姐; 妹妹		U5	
six 六		U10	
small 小的		U6	
spring 春天		U12	
summer 夏天		U12	
<b>T</b>			
tail 尾巴		U11	
tall 高的		U4	
ten 十		U10	
thank 谢谢		U2	
the (表示特指)		U7	
these 这些		U9	
they 它们; 他们; 她们		U8	
thin 瘦的		U4	
this 这; 这个		U4	
three 三		U10	
two 二		U10	
<b>W</b>			
warm 温暖的		U12	
what 什么		U11	
who 谁		U5	
window 窗; 窗户		U7	
winter 冬天		U12	
<b>Y</b>			
yes 是; 对		U3	
you 你; 你们		U2	
your 你的; 你们的		U9	



## Daily expressions

Hello. 你好。	U1	OK. 好的。	U7
Good morning. 早上好。	U1	I'm sorry. 对不起。	U7
How are you? 你好吗?	U2	Here you are. 给你。	U8
I'm fine. Thank you. 我很好。谢谢。	U2	Good afternoon. 下午好。	U8
Goodbye. 再见。	U2	Welcome! 欢迎!	U9
Hi. 你好。	U2	Very good! 很好!	U10
		Well done! 做得真好!	U11

上海教育出版社

责任编辑：赵柳松 戴嘉子

义务教育教科书  
英语  
三年级  
上册



绿色印刷产品

ISBN 978-7-5444-4190-2 0 1 >

9 787544 441902

定价：4.90 元  
(本书另配磁带和练习册)

上海教育出版社