



义务教育教科书

义务教育教科书

ENGLISH

英语

(一年级起点)

三年级上册

英语 (一年级起点)

三年级上册



绿色印刷产品



定价: 4.90 元

全国价格举报电话: 12315

河北教育出版社

河北教育出版社

义务教育教科书


ENGLISH

英语

(一年级起点)

三年级上册

[中国] 河北教育出版社
[加拿大] DC加拿大国际交流中心 合作编写



河北教育出版社

致同学

亲爱的同学们，欢迎你们进入三年级！

学习英语两年了，你们已经能用英语互相问候，能说出多种颜色和数字，能简单介绍自己、家人及朋友，还学习了英语字母。

这学期丹尼、詹妮和李明会带领你们学习有关学校物品、食物、家庭以及身体部位等内容。

你们想用英语描述简单的学校活动吗？

你们想知道怎样用英语表达对食物的喜好吗？

你们想学会用英语介绍自己的家人吗？

你们想知道怎样用英语描述自己或同学吗？那就开始这学期的学习吧！

请你们在学习中多听、敢说、善于模仿，做到积极参与，大胆练习，遇到困难不害怕，出现错误不害羞。这样你们一定会体会到英语学习有趣且容易！

同学们，上学期的英语学习主要以听说为主，从这学期开始，你们将会学习一些认读词汇的方法，这样你们会感到识记单词很容易！相信你们一定会学得很棒！



CONTENTS



Unit 1	We Like School!	1
Unit 2	My Favourite Food	17
Unit 3	I Love My Family	33
Unit 4	Look at Me	49
	<i>Word List</i>	65
	<i>Vocabulary</i>	68



UNIT 1

Lessons 1~6

We Like School!



Lesson 1 Li Ming Goes to School


① I like school!



1
I walk to school in the morning.
I like school.



2
I sit at my desk.
I write with my pencil.



3
I draw with my marker.
I like drawing pictures.



4
I read a book. I like reading.

2 Let's sing!



*This is the way we walk to school,
Early in the morning.*



*This is the way we write with pencils,
Early in the morning.*



*This is the way we draw with markers,
Early in the afternoon.*



*This is the way we cut with scissors,
Early in the afternoon.*



*This is the way we open the window,
Early in the evening.*



*This is the way we close the door,
Early in the evening.*

Lesson 2 Where Are They?

① Where is the teacher?



Where is the teacher?
She is in the office.



Where is the girl?

She is in the washroom.



Where is the boy?

He is in the library.



2 Where are they?



3 Let's do it!

Ask and answer.



Where is the teacher?



She is in the office.

- gym
- office
- classroom
- library
- washroom

Lesson 3 What Day Is It?

① Days of the week




Monday



Tuesday



Wednesday



Thursday




Friday



Saturday

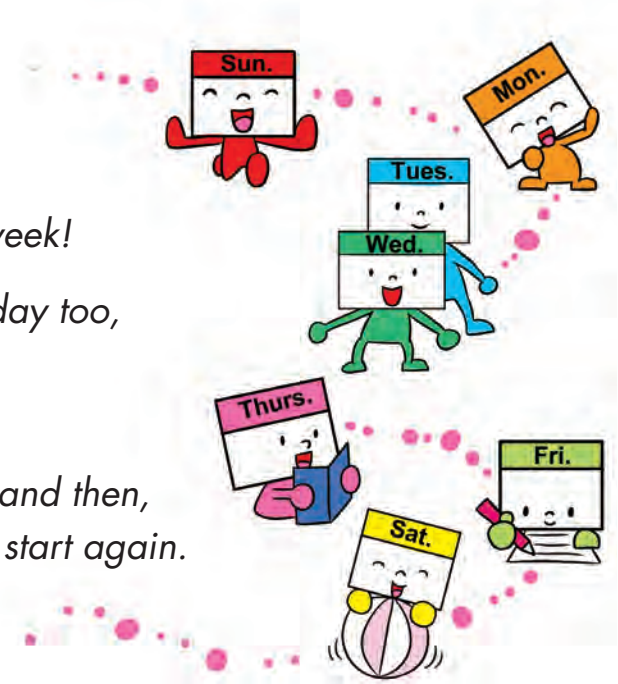


Sunday



2 Let's chant!

Here we go!
 Don't be meek.
 Let's learn the days of the week!
 Sunday, Monday and Tuesday too,
 Then comes Wednesday.
 Don't feel blue.
 Thursday, Friday, Saturday and then,
 Seven whole days, and we start again.



3 Let's do it!

Listen and match.



Monday

Tuesday

Wednesday

Thursday

Friday

Saturday

Sunday




Can you see "day" in these words?

Lesson 4 My School Day

1 Do you have English today?



We have Chinese on Monday.



We have math on Tuesday.



We have P.E. on Wednesday.



We have music on Thursday.

2 Let's do it! 

Read, talk and write.

<u>Monday</u>	<u>English</u>
<u>Tuesday</u>	<u>P.E.</u>
<u>Wednesday</u>	<u>math</u>
<u>Thursday</u>	<u>Chinese</u>
<u>Friday</u>	<u>dance</u>

Do you have math today?

No. I have math on Wednesday.



- I have dance class on _____.
- I have Chinese on _____.
- I have _____ on Monday.
- I have P.E. on _____.
- I have _____ on Wednesday.

Lesson 5 No School Today

1 Let's go to the gym




2 Let's do it!



Talk in pairs.

It's Sunday today. What would you like to do?

I'd like to play ping-pong with my friends.



3 Letters and sounds

e

he

she

we

me

p

pencil

paper

picture

play

b

book

boy

blue

black

• Try to read •

Tongue Twister

A big black bear is on a big blue bus.




Lesson 6 Where Is Danny?



Story time





note 便签; 纸条 another 另一个





Think and Act

- Where is Danny?
- Act out the story.




Unit 1 Review

1 Listen and circle


1 	2 
3 	4 

2 Listen and colour






Monday
Tuesday
Wednesday
Thursday
Friday
Saturday
Sunday

3 Point and say



- This is the library.
- She is in the washroom.
- She draws with her markers.
- Miss Zhang is in her office.
- Li Ming walks to school.
- It's Wednesday today.

4 Look and write



have Chinese
fly a kite
play basketball
draw a picture

1. I _____ on Monday morning.
2. On Wednesday evening, I _____.
3. On Friday afternoon, I _____.
4. I _____ on Sunday afternoon.

5 Key words and sentences






















Words:

I you she he we they it
 walk like draw have play ask
 desk girl boy day math P.E.

Sentences:

Where is the girl? She is in the washroom.
 Where are they? They are in the classroom.
 What day is it? It's Thursday.
 I have English on Friday.

6 How am I doing?

	Listening 	Speaking 	Reading 	Writing 	Total stars 
At school 					
At home 					
I am...	<div style="display: flex; justify-content: space-around; align-items: center;"> <div style="text-align: center;">  <p>A 10~12 ★</p> </div> <div style="text-align: center;">  <p>B 7~9 ★</p> </div> <div style="text-align: center;">  <p>C 1~6 ★</p> </div> </div>				

UNIT 2

Lessons 7~12

My Favourite Food



Lesson 7 What Food Do You Like?

① I like fish



eggs




bread




cake



fish



chicken



What food do you like?



I like fish.



I like bread and eggs.




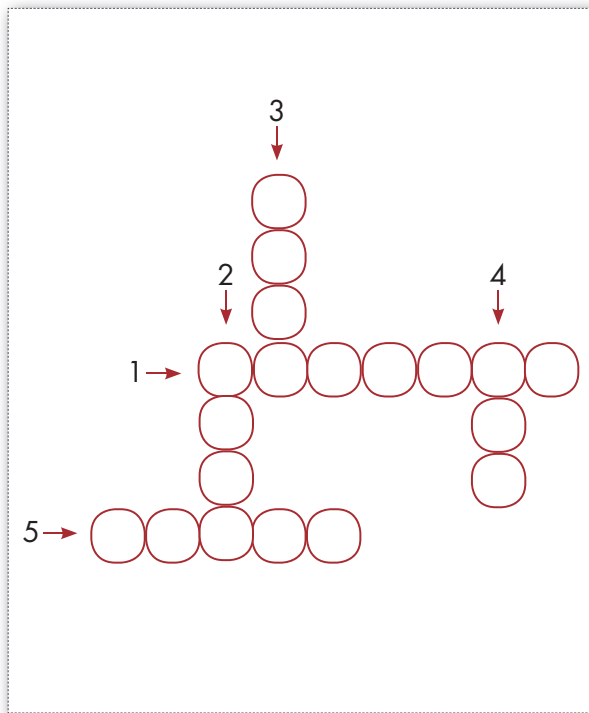
I like chicken.



2 Let's do it!



Look and write.



3 Let's play!




Listen and draw.









Lesson 8 How Much Is It?

① How much is one donut?



2 Let's play!

Look and talk.

 ¥ 5	 ¥ 2	 ¥ 3
 ¥ 1	 ¥ 3	 ¥ 2



3 Let's sing!


*Do you know the donut man?
The donut man, the donut man?
Do you know the donut man,
Who lives across the lane?*



*Do you know the hot dog girl?
The hot dog girl, the hot dog girl?
Do you know the hot dog girl,
Who lives across the lane?*

Lesson 9 How Much Are They?

① How much are the apples?

















2 Let's do it!




Match, write and act.

Happy Restaurant


	Food	Fruit	Drink		
¥2 	hot dog	apple	water	¥2 	
¥3 				¥4 	
¥4 				¥5 	
¥6 				¥8 	
¥5 	¥8 	¥18 	¥3 	¥6 	¥3 

bread grapes pear eggs noodles
 orange donut water apple bananas
 juice hot dog milk tea

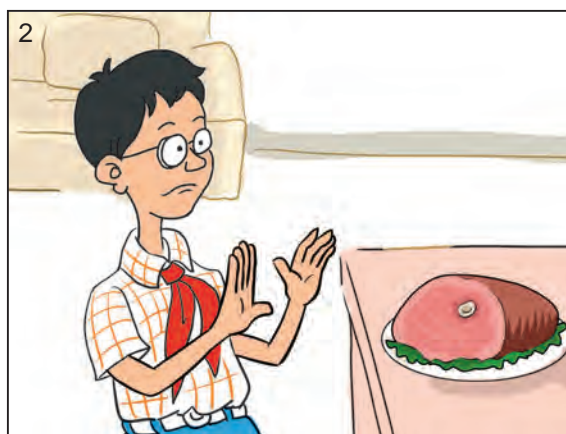


Lesson 10 What Would You Like?

1 I like noodles!



I like noodles.



I don't like meat.

2 What would you like?




3 Let's play!

What would you like?


I would like some apples.
What would you like?

I would like some...



4 Let's chant!

*Cake and bread,
Cake and bread,
Put your hands,
On your head.*



*Noodles and eggs,
Noodles and eggs,
Put your fingers,
On your legs.*







*Chicken and rice,
Chicken and rice,
Put your fingers,
On your eyes.*




Lesson 11 Would You Like Some Dumplings?

1 Are you hungry?



2 Let's chant!

Would you like some soup?
Would you like some bread?
Yes, please. Yes, please.
These are the foods I like.



3 Let's play!

Look and talk.

Would you like some bread, Guo Yang?



Yes, please!



4 Letters and sounds

a cake name take grapes

t ten tea meat fruit

d door desk food good

• Try to read •

Tongue Twister




Kate made eight cakes and ate them at eight o'clock.

Lesson 12 The Magic Stone



Story time





magic 神奇的; 魔法 stone 石头 use 使用




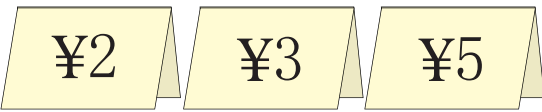
Think About It

- What makes the soup?
- What can you learn from the story?




Unit 2 Review

1 Listen and circle


1 	2 
3 	4 

2 Look and say

What food do you like?



I like noodles.



3 Read and match

1 Can I help you?
Yes, please. _____

2 _____
Two yuan.

3 How much is this?
One yuan. _____

4 Thanks.

- a. You're welcome. b. How much is this pencil?
c. Okay. I'll take three, please. d. We would like some pencils.

4 Act and talk

Menu		
	cake.....	¥ 5
	noodles.....	¥ 5
	fish.....	¥ 10
	egg	¥ 1
	juice	¥ 4
	bread.....	¥ 3
	rice.....	¥ 2

What would you like?
I'd like some noodles.

5 Key words and sentences



Words:

food fish egg bread cake noodles

one two three four five

is are am

Sentences:




















What food do you like? I like fish.

How much is it? One yuan.

How much are they? Four yuan for three.

What would you like? I would like some meat and rice.

6 How am I doing?

	Listening 	Speaking 	Reading 	Writing 	Total stars 
At school 					
At home 					
I am...	<div style="display: flex; justify-content: space-around; align-items: center;"> <div data-bbox="423 1721 656 1822">  A 10~12 ★ </div> <div data-bbox="739 1721 928 1822">  B 7~9 ★ </div> <div data-bbox="1035 1721 1224 1822">  C 1~6 ★ </div> </div>				

UNIT 3

Lessons 13~18

I Love My Family



Lesson 13 Meet Jenny's Family


1 Jenny's family



We are the Smith family.
We live in Canada.



This is my mother.
Her name is Mary Smith.



This is my father.
His name is Jim Smith.




This is my sister.
Her name is Lynn.



This is my brother.
His name is Bob.

2 Let's do it!

Point, say and write.



mother

brother

sister

father

This is Jenny's mother. Her name is Mary.

3 Let's sing!



This is a family.



The family has a father.



The family has a mother.



The family has a daughter.



The daughter has a brother.



The brother has a sister.

Lesson 14 Meet Li Ming's Family


1 Li Ming's family



This is my family.
We live in China.



This is my mother.
Her name is Liu Yun.
She is a doctor.



This is my father.
His name is Li Daming.
He is a teacher.



This is me.
My name is Li Ming.
I'm a student.



We are a happy family.

2 Let's sing! 



*I love you.
You love me.*



*We are
a happy
family.*



*With a tall father, short mother,
and a little boy, too.*



Three in our family—one and two!

3 Let's do it! 

Show and talk.



This is my family.
This is...

Lesson 15 Meet Danny's Family

1 Danny's family



This is my family.
I love my parents.



My father works in a restaurant. My mother works in a shop.



I am a student.
I like school.

2 Let's do it! 

Listen, write and match.



- a. This is Linda's family.
- b. Her _____ works in a book shop.
- c. Her _____ works in a restaurant.
- d. This is Linda. _____ is a student.
- e. This is Linda's _____. He is five years old.

Lesson 16 What Do They Like to Do?

① He likes to go for a walk




This is Li Ming's grandpa.
He likes to go for a walk.



This is Li Ming's grandma.
She likes to read books.



Li Ming's parents like to cook.
They like to work together.



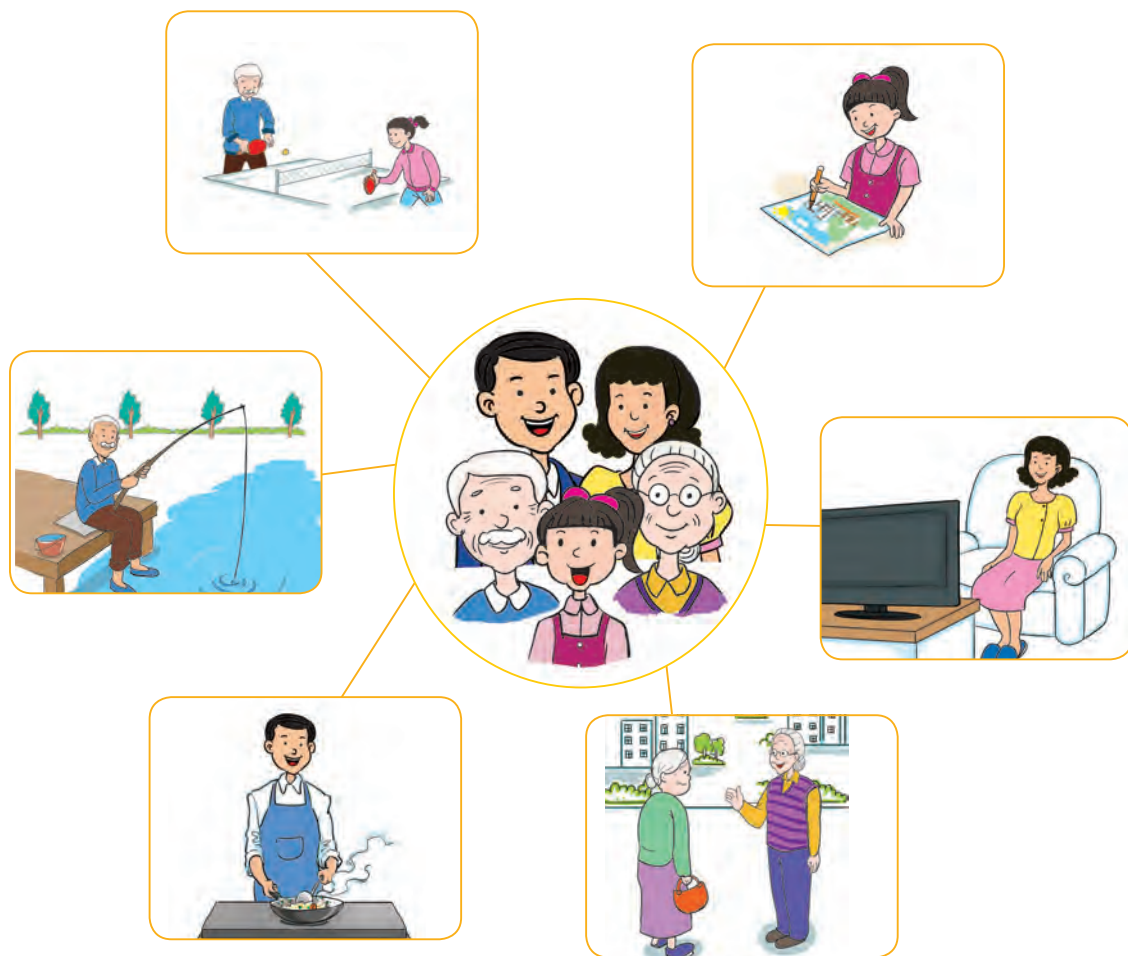
Li Ming likes to play ping-pong.



They like to play together.

2 Let's do it!

This is Li Lei's family. Look and match.




Her grandpa	like	to talk to her friend.
Her grandma		to cook.
Her father	likes	to watch TV.
Her mother		to draw.
Li Lei		to play ping-pong together.
Li Lei and her grandpa		to go fishing.

Talk about your family. What do you like to do?

Lesson 17 Li Ming's Big Family

1 Li Ming's family



Here is my big family.

My grandpa likes to go for a walk. My grandma likes to read books.

My father is a teacher. My uncle is a worker. My mother is a doctor. My aunt is a nurse.

My cousin Jing is young. She is a student. I am a student, too. We like to play together.

I love my big family.

2 Let's sing!

A mother and a father,
An uncle and an aunt,
A sister and a brother,
And a song we love to chant.

Family, family, family time,
Do you love your family?
Yes! That's always true.



Here is my grandpa.
Grandma is over there.
We are a family.
We always love to share.

Father and mother, I love you!

3 Letters and sounds

er father mother worker marker

th three thanks mouth tooth
.....
this mother brother they

• Try to read •

Tongue Twister

His horse has forty teeth in its mouth.



Lesson 18 Stick Together



Story time

1

There is a family with a father and three sons. The sons don't like to work together.



2



The father is very old and sick now. He wants to teach his sons a good lesson. He calls his sons together in his room. "Bring me some sticks," the old man says.

3

Then, he gives the sticks to his sons. "Break the sticks!" he says. One by one, they try and try, but they can't break the sticks at all.



4

Then the old man says,
“Take one of the sticks
and break it.”
The stick breaks very
easily.



5



The old father looks at his
sons. “Do you see, my sons?
Stick together, and you will
be strong,” he says.

6

The three brothers
understand. Now they love
and help each other. They
live happily together.



stick together 团结 sick 生病的 bring 拿来 stick 枝条 break 折断
strong 强壮的 understand 懂, 理解 each other 彼此




Think About It

- What does the father give his sons?
- What lesson do the sons learn?



Unit 3 Review

1 Listen and circle



2 Look and number



- a. He is Jenny's grandpa.
- c. She is Jenny's grandma.
- e. He's green.

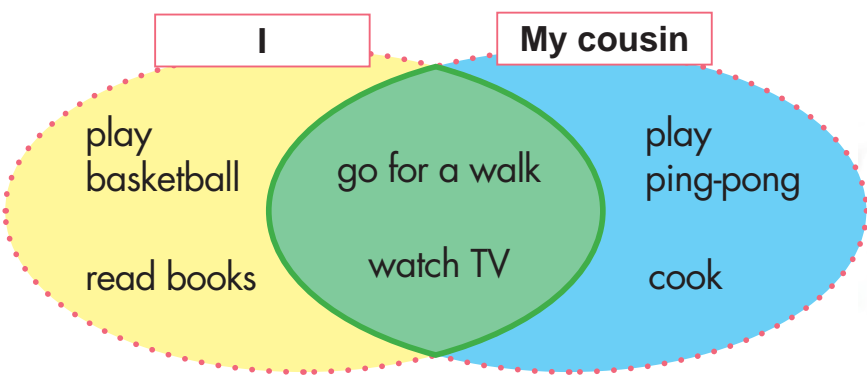
- b. This is Jenny's father.
- d. He is Jenny's brother.

3 Find and circle

b	b	r	o	t	h	e	r	g	r	b	o	t	h	e	r
r	o	d	r	e	g	r	a	n	d	p	a	e	h	t	r
u	m	r	e	l	r	e	d	a	d	i	f	i	o	s	i
n	o	e	p	i	i	a	d	m	b	r	a	t	b	i	d
c	t	s	p	b	a	t	o	i	l	e	t	u	b	s	s
l	h	s	a	b	l	n	l	t	a	l	h	w	e	t	o
e	e	e	r	s	t	e	i	f	n	t	e	i	d	e	n
r	r	r	e	e	o	m	s	a	k	o	r	n	r	r	e
g	r	a	n	d	m	a	r	h	t	r	u	d	o	a	d
k	r	i	t	k	e	n	b	a	t	h	r	o	o	m	e
a	b	s	s	e	n	t	u	b	h	a	u	n	t	i	r

- grandpa
- grandma
- father
- mother
- uncle
- aunt
- parents
- brother
- sister

4 Read, talk and write



I like to play basketball. I like to read books.
 My cousin likes to _____

We like to _____

5 Key words and sentences






















Words:

mother father sister brother
 doctor teacher worker nurse name shop
 her his
 love work cook

Sentences:

This is my mother. Her name is Liu Yun.
 She is a doctor.
 She likes to read books.


6 How am I doing?

	Listening 	Speaking 	Reading 	Writing 	Total stars 
At school 					
At home 					
I am...	<div style="display: flex; justify-content: space-around; align-items: center;"> <div style="text-align: center;">  <p>A 10~12 ★</p> </div> <div style="text-align: center;">  <p>B 7~9 ★</p> </div> <div style="text-align: center;">  <p>C 1~6 ★</p> </div> </div>				

UNIT 4

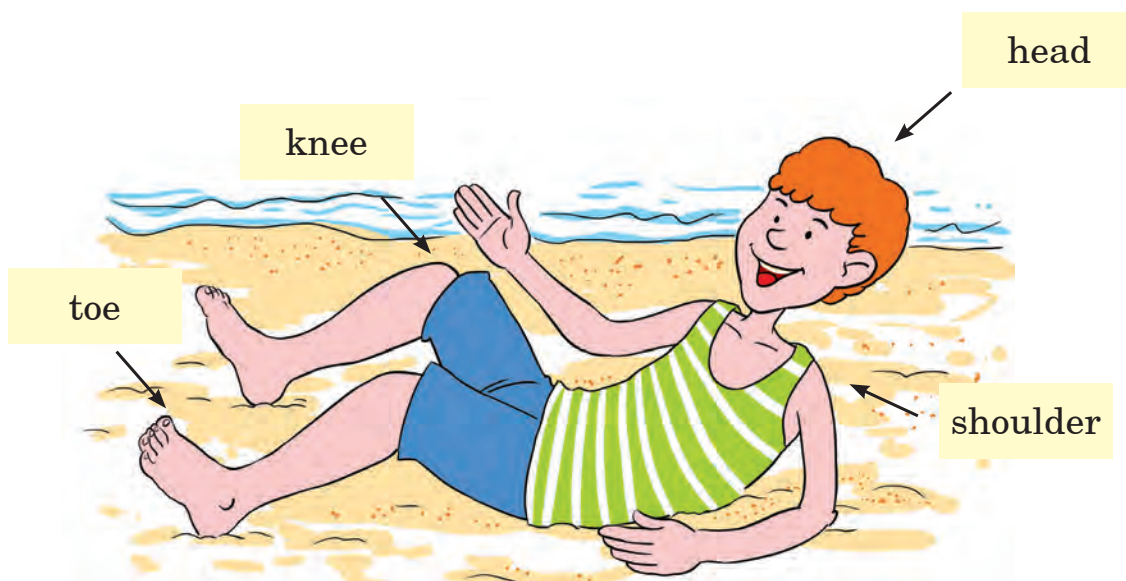
Lessons 19~24

Look at Me



Lesson 19 My Body

1 What is it?



2 Let's play!

Simon says, "Touch your head."

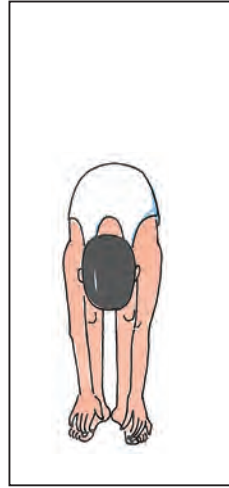
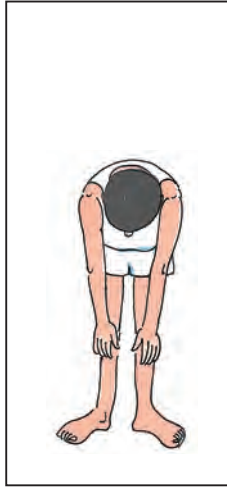
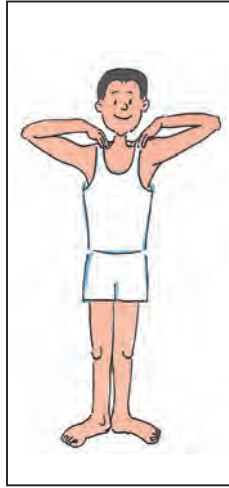



Touch your head!

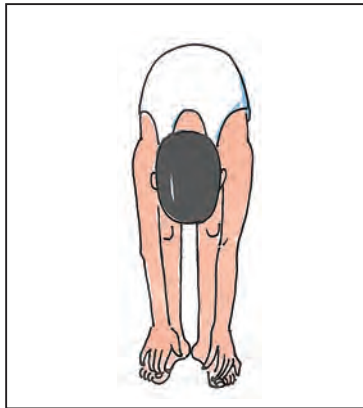
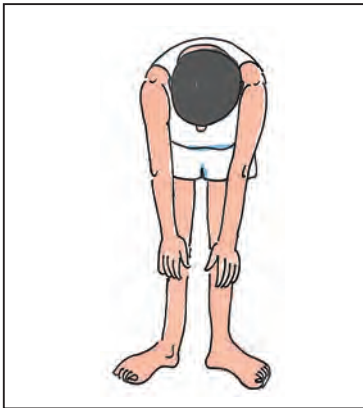
Oops!



3 Let's sing! 



Head, shoulders, knees and toes,



*Knees and toes,
Knees and toes,*

Head, shoulders, knees and toes,



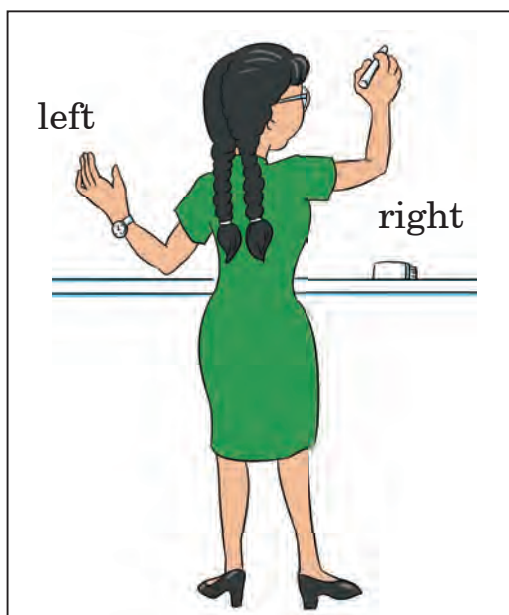
Eyes, ears, mouth and nose.

Lesson 20 Left and Right

1 What is it?



2 Left or right?



3 Let's sing! 



Put your right hand in.



Take your right hand out.




Put your right hand in.



And shake it all about!



*Do the
Hokey Pokey,*







and turn around.



*That's what it's all
about.*

Lesson 21 Look at Me!

1 What colour is your hair?



2 Let's chant!

*Yellow, black,
Brown and white.
We are different colours,
But that's all right.*



*Yellow hair, red hair,
Brown hair, too.
My hair is black.
What about you?*

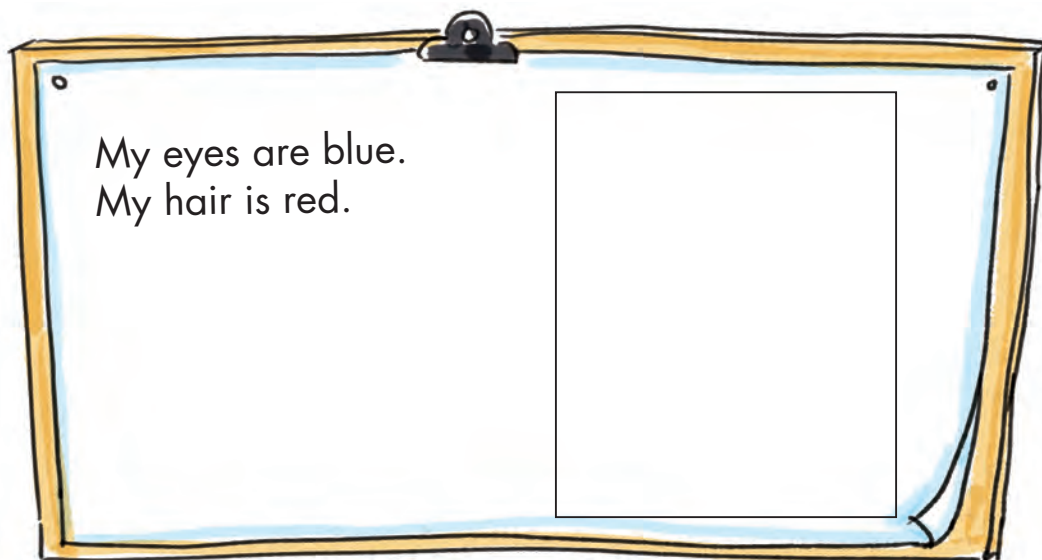


*We are different colours.
That's just fine.
We live together,
One world—yours and mine.*



3 Let's do it!

Draw and say.



Lesson 22 What Do They Look Like?

1 What do they look like?



He has blue eyes.
His hair is brown.



She has black eyes.
Her hair is black.

2 What does he look like?



3 Let's do it!

1. Memory Game.

I have black eyes. My hair is long and black.



I have blue eyes.
My hair is short and yellow.
She has black eyes.
Her hair is long and black.



2. Read and point.

My name is Lily. I am tall. I have long black hair. I wear a yellow T-shirt and a blue skirt. Can you find me in the picture?

My cousin Eddy is young. He has short brown hair. He likes to play ping-pong. Can you find Eddy in the picture?




Lesson 23 Long and Short

1 Long or short? Big or small?

1


I have short arms and long legs.



I have long arms and short legs.

2

I have small ears and big feet.



I have big ears and small feet.

2 Let's play!

I'm tall. I'm yellow and brown.



I have long ears and a short tail. My eyes are red.




I have big eyes. I'm black and white.



3 Let's do it!

Make and say.

It's purple. It has six legs, three yellow eyes and two arms.



4 Letters and sounds

oo

foot look good book
food school cool noodles

c

cook colour cousin doctor

• Try to read •

Tongue Twister



How much food could a good cook cook?




Lesson 24 We Look Different



Story time





different 不同的 finger 手指 tail 尾巴



Think About It

- What does Danny look like?
- What does Mary look like?



Unit 4 Review

1 Listen and circle


1 	2 
--	---

2 Read and colour

- My hair is brown.
- My eyes are blue.
- My arms are yellow.
- My nose is red.
- My hands are orange.



3 Look and write



1. This is her _____.
2. This is her _____.
3. This is her _____.
4. This is her _____.
5. This is his _____.
6. This is his _____.
7. This is his _____.

4 Read and match



Close your left eye.



Close your right eye.

Put your fingers on your ears.

Put your hands on your head.



I am yellow and brown.

I am white. My eyes are red.



5 Key words and sentences






















Words:

head arm hand leg foot hair eye
 colour left right long short tall big small
 who what

Sentences:

My hair is long and black.
 My eyes are brown.
 What does he/she look like?
 His hair is short and black.

6 How am I doing?

	Listening 	Speaking 	Reading 	Writing 	Total stars 
At school 					
At home 					
I am...	<div style="display: flex; justify-content: space-around; align-items: center;"> <div style="text-align: center;">  <p>A 10~12 ★</p> </div> <div style="text-align: center;">  <p>B 7~9 ★</p> </div> <div style="text-align: center;">  <p>C 1~6 ★</p> </div> </div>				

Word List

(注：黑体词为要求听懂、会说、认读和书写的词汇)

Unit 1

I 我	(1)
walk 步行；散步	(1)
like 喜欢	(1)
desk 书桌	(1)
write 写	(1)
pencil 铅笔	(1)
draw 画	(1)
marker 画笔；水彩笔	(1)
they 他们；她们；它们	(2)
she 她	(2)
office 办公室	(2)
girl 女孩	(2)
boy 男孩	(2)
he 他	(2)
day 一天；一日	(3)
it 它	(3)
Monday 星期一	(3)
Tuesday 星期二	(3)
Wednesday 星期三	(3)
Thursday 星期四	(3)

Friday 星期五	(3)
Saturday 星期六	(3)
Sunday 星期日	(3)
today 今天	(4)
you 你	(4)
have 进行；从事；有	(4)
we 我们	(4)
math 数学	(4)
P.E. 体育	(4)
would 愿意	(5)
play 玩耍；参加体育活动	(5)
basketball 篮球	(5)
idea 主意；想法	(5)
ask 问；询问	(5)
need 需要	(5)

Unit 2

food 食品；食物	(7)
fish 鱼肉；鱼	(7)
egg 鸡蛋	(7)

bread 面包	(7)	brother 兄; 弟	(13)
cake 蛋糕	(7)	doctor 医生	(14)
chicken 鸡肉; 鸡	(7)	teacher 教师	(14)
how much 多少	(8)	me 我 (I的宾格)	(14)
is 是	(8)	love 爱	(15)
one 一	(8)	parent 父亲; 母亲	(15)
take 买下; 拿(走)	(8)	work 工作	(15)
five 五	(8)	restaurant 餐馆	(15)
are 是	(9)	shop 商店	(15)
two 二	(9)	grandpa (外) 祖父	(16)
four 四	(9)	go for a walk 散步	(16)
three 三	(9)	grandma (外) 祖母	(16)
noodles 面条	(10)	cook 烹饪; 厨师	(16)
meat 肉	(10)	uncle 伯伯; 叔叔; 舅舅; 姨父; 姑父	(17)
dumplings 饺子	(11)	worker 工人	(17)
am 是	(11)	aunt 姑妈; 姨妈; 伯母; 婶婶; 舅妈	(17)

Unit 3

family 家人; 家庭	(13)	nurse 护士	(17)
live 居住	(13)		
my 我的	(13)		
mother 妈妈	(13)		
her 她的	(13)		
name 名字	(13)		
father 爸爸	(13)		
his 他的	(13)		
sister 姐; 妹	(13)		

Unit 4

head 头	(19)
shoulder 肩膀	(19)
knee 膝盖	(19)
toe 脚趾	(19)
left 左边; 左边的	(20)

right	右边; 右边的	(20)	blue	蓝色; 蓝色的	(21)
hand	手	(20)	long	长的	(21)
arm	胳膊	(20)	black	黑色; 黑色的	(21)
leg	腿	(20)	brown	褐色; 褐色的	(21)
foot	脚 (复数为feet)	(20)	short	短的; 矮的	(21)
or	或者	(20)	who	谁	(22)
what	什么	(21)	tall	高的	(22)
colour	颜色	(21)	big	大的	(23)
hair	头发	(21)	small	小的	(23)
yellow	黄色; 黄色的	(21)	ear	耳朵	(23)
eye	眼睛	(21)			

Vocabulary

(注: 黑体词为要求听懂、会说、认读和书写的词汇)

A

am 是	(11)
are 是	(9)
arm 胳膊	(20)
ask 问; 询问	(5)
aunt 姑妈; 姨妈; 伯母; 婶婶; 舅妈	(17)

B

basketball 篮球	(5)
big 大的	(23)
black 黑色; 黑色的	(21)
blue 蓝色; 蓝色的	(21)
boy 男孩	(2)
bread 面包	(7)
brother 兄; 弟	(13)
brown 褐色; 褐色的	(21)

C

cake 蛋糕	(7)
chicken 鸡肉; 鸡	(7)
colour 颜色	(21)
cook 烹饪; 厨师	(16)

D

day 一天; 一日	(3)
desk 书桌	(1)
doctor 医生	(14)
draw 画	(1)
dumplings 饺子	(11)

E

ear 耳朵	(23)
egg 鸡蛋	(7)
eye 眼睛	(21)

F

family 家人; 家庭	(13)
father 爸爸	(13)
fish 鱼肉; 鱼	(7)
five 五	(8)
food 食品; 食物	(7)
foot 脚 (复数为feet)	(20)
four 四	(9)
Friday 星期五	(3)

G

girl 女孩	(2)
go for a walk 散步	(16)
grandpa (外) 祖父	(16)
grandma (外) 祖母	(16)

H

hair 头发	(21)
hand 手	(20)
have 进行; 从事; 有	(4)
he 他	(2)
head 头	(19)
her 她的	(13)
his 他的	(13)
how much 多少	(8)

I

I 我	(1)
idea 主意; 想法	(5)
is 是	(8)
it 它	(3)

K

knee 膝盖	(19)
---------	------

L

left 左边; 左边的	(20)
leg 腿	(20)
like 喜欢	(1)
live 居住	(13)

long 长的 (21)

love 爱 (15)

M

marker 画笔; 水彩笔	(1)
math 数学	(4)
me 我 (I 的宾格)	(14)
meat 肉	(10)
Monday 星期一	(3)
mother 妈妈	(13)
my 我的	(13)

N

name 名字	(13)
need 需要	(5)
noodles 面条	(10)
nurse 护士	(17)

O

office 办公室	(2)
one 一	(8)
or 或者	(20)

P

P.E. 体育	(4)
parent 父亲; 母亲	(15)
pencil 铅笔	(1)
play 玩耍; 参加体育活动	(5)

R

restaurant 餐馆 (15)

right 右边; 右边的 (20)

S

Saturday 星期六 (3)

she 她 (2)

shop 商店 (15)

short 短的; 矮的 (21)

shoulder 肩膀 (19)

sister 姐; 妹 (13)

small 小的 (23)

Sunday 星期日 (3)

T

take 买下; 拿(走) (8)

tall 高的 (22)

teacher 教师 (14)

they 他们; 她们; 它们 (2)

three 三 (9)

Thursday 星期四 (3)

today 今天 (4)

toe 脚趾 (19)

Tuesday 星期二 (3)

two 二 (9)

U

uncle 伯伯; 叔叔; 舅舅;
姨父; 姑父 (17)

W

walk 步行; 散步 (1)

we 我们 (4)

Wednesday 星期三 (3)

what 什么 (21)

who 谁 (22)

work 工作 (15)

worker 工人 (17)

would 愿意 (5)

write 写 (1)

Y

yellow 黄色; 黄色的 (21)

you 你 (4)