



义务教育教科书

义务教育教科书

英语 English

三年级起点 四年级上册

英语

English

三年级起点 四年级上册



绿色印刷产品

批准文号：湘发改价费〔2017〕343号

ISBN 978-7-5355-9684-0



9 787535 596840 >

定价：5.32元



湖南教育出版社

山东教育出版社



湖南教育出版社



山东教育出版社



义务教育教科书

英语

English

三年级起点 四年级上册

编著 小学英语教科书编委会

主编 秦秀白

Name _____ Class _____ No. _____



湖南教育出版社



山东教育出版社

图书在版编目(CIP)数据

英语. 四年级. 上册 / 秦秀白主编. —长沙: 湖南教育出版社, 2013.5 (2021.5 重印)

义务教育教科书: 三年级起点

ISBN 978-7-5355-9684-0

I. ①英… II. ①秦… III. ①英语课—小学—教材 IV. ①G624.311

中国版本图书馆 CIP 数据核字(2013)第 107618 号



义务教育教科书

英语 English YINGYU

三年级起点 四年级上册

编 著: 小学英语教科书编委会

主 编: 秦秀白

责任编辑: 黄永华 王金洲 张艺琼

版式设计: 任晓庆

出版发行: 湖南教育出版社(长沙市韶山北路 443 号)

出版发行: 山东教育出版社(济南市纬一路 321 号)

电子邮箱: hnjycbs@sina.com

重印: 湖南出版中心 经销: 湖南省新华书店

印刷装订: 湖南天闻新华印务有限公司

开本: 787 毫米 × 1092 毫米 1/16 印张: 5

版次: 2013 年 5 月第 1 版 2021 年 5 月第 9 次印刷(2021 秋)

书号: ISBN 978-7-5355-9684-0


印数: 1—70000 册

定价: 5.32 元

著作权所有, 请勿擅用本书制作各类出版物, 违者必究。

如有质量问题, 影响阅读, 请与湖南出版中心联系调换。

联系电话: 0731-88388986 0731-88388987



致同学们的一封信

同学们，你们好！欢迎来到英语学习的新天地！从现在起你们将在老师的引导下，与 Wang Li、Zhou Lin、Li Xiao、Amy、Andy 及小乌龟 Ted 一道成长，一起学习、歌唱、游戏，逐步学会用英语进行交流、倾诉和分享；学会表演小故事和短剧，演唱简单的英语歌谣，观察和描述美丽的图片，了解国内外文化习俗和风情，阅读和认知更为广阔的世界。

本套教科书根据教育部 2011 年颁发的《义务教育英语课程标准》二级标准进行修订，以三年级为起点，按学期分为 8 册。三、四年级每册分 9 个学习单元和 3 个复习单元，五、六年级每册分 10 个学习单元和 2 个复习单元，建议每个单元用 4 学时学习；根据整体学习需要，各册有选择性地设置了总结学习规律、体验英语文化及拓展国际视野的开放性学习内容。


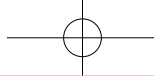
本套教科书根据“话题 + 功能 + 词汇 + 结构 + 活动”建构体系，按照“听说为先，读写跟上；点面结合，不断复现；循序渐进，螺旋上升”的原则编排内容，从学生熟悉的事物和生活确定单元话题，围绕话题选择素材、设计活动，强调综合语言运用能力，强调英语的工具性和人文性；学习单元分 A、B 两部分，通过活动将情景对话、单词学习、复习巩固和评价融为一体，强调在语境中学习和培养用英语做事情的综合实践能力及开放创新的思维方式；三、四年级的复习单元是总结学习内容，五、六年级的复习单元是先通过活动整理知识，再进行 Fun Reading 与 Culture Tips 阅读，逐步实现人文素养和文化意识的培养。

本套教科书力求体现以下特点：一、以学生为中心，强调自主学习，寓学于乐，通过听说、读写、游戏、吟唱、玩演等任务引领学习活动；二、与时俱进，强调学习情境的真实性和语言的自然流畅；三、协作学习，强调探究与创新，设计合作学习、评价和开放思维的空间，培养团结精神和自信心；四、渗透爱国主义教育，强调中华优秀传统文化传承；五、精选学习内容，强调教学资源的选择性和开放性，设计 Fun Time、Story Time、Game Time 等供选择和体验；六、注重整体学习，强调学习规律的归纳整理，除词汇表外各册还分别设计了 Phonics、日常用语等附录。

同学们，要学好英语，用英语做事，就要多听、多说、多读、多写，保持兴趣，充满自信，相信“I can do it！”只要通过反复实践，就能学好英语，用好英语，逐步提高综合语言运用的能力，为面向未来和走向世界打下坚实的基础。


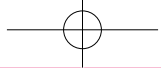
同学们，让我们一起踏上英语学习的新航程吧！预祝你们成功！

你们的好朋友：小学英语教科书编委会



Contents

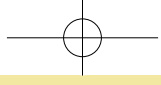
Unit 1	What can you see?	2
Unit 2	May I use your crayon?	8
Unit 3	I can run fast!	14
Review 1	20
Unit 4	Let's have some fruit.	22
Unit 5	What would you like?	28
Unit 6	May I help you?	34
Review 2	40
Unit 7	What time is it?	42
Unit 8	Where are you from?	48
Unit 9	What are you doing?	54
Review 3	60
Fun Time	62
Story Time	64
Game Time	66
Words and Expressions in Each Unit	68
Vocabulary	71
Appendices	74



Unit 1

What can you see?

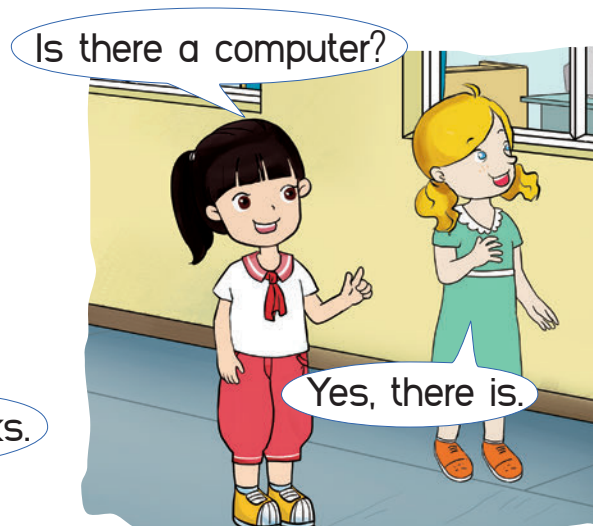

This is our new classroom.






Section A

1 Look and listen



2 Listen, circle and say




classroom



computer




blackboard



see




③ Look, listen and try



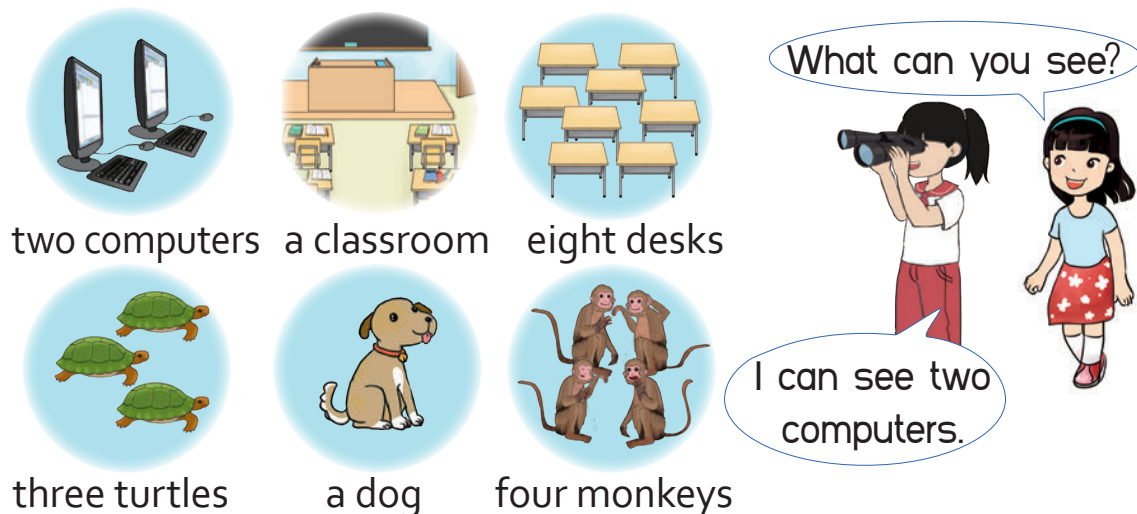
④ Listen, match and tick

Where are they? What can they see?

park	zoo	school	home	classroom
------	-----	--------	------	-----------

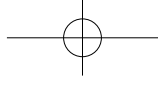
 Li Xiao	 Amy	 Ms Li
() desks	() computers	() eggs
() cars	() monkeys	() dogs
() pens	() bears	() pupils
() apples	() chairs	() erasers

⑤ Look and talk



five

5



Section B

⑥ Look, listen and talk

Zhou Lin: Wow. This is cool!


Li Xiao: What can you see?

Zhou Lin: I can see a big panda!

Andy: Is there a monkey?

Zhou Lin: No, there isn't.

But there are two turtles!




⑦ Write and talk

Work in pairs. Write down what you can see. Take turns to ask each other questions.

In my classroom	On my desk
blackboard	



Try with your friend



8 Listen and sing

What can you see?

1=F $\frac{2}{4}$

1 5 1 3 5 | 1 5 1 3 5 | 1 5 1 5 |

What can you see? What can you see? I can see a

What can you see? What can you see? I can see a

1 3 5 | 6 5 3 1 | 2 7 1 :||

class - room! I can see a class - room!

black - board! I can see a black - board!



9 Things I can do

 *I can say:*

What can you see?

I can see ...

Is there a/an ...?

Yes, there is./No, there isn't.

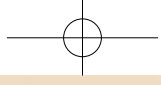
 *I can write and say:*

classroom computer blackboard see

Unit 2

May I use your crayon?










Section A

1 Look and listen



2 Listen, circle and say

课程	周一	周二
上午	语文	数学
	数学	语文
	英语	科学
	体育	英语
下午	音乐	思想品德
	社会实践	美术



lesson

story

notebook

give

③ Look, listen and try

May I use your glue?



Sure. Here you are.

Thank you!

May I use your eraser?



Sorry. I don't have an eraser.

④ Listen, write and tick

What are they going to do? What do they need?



Wang Li

_____ lesson

() give a gift

() draw a cat

() ruler

() pencil

() crayon

() scissors



Amy

_____ lesson

() write an email

() write a story

() paper

() computer

() notebook

() pencil

⑤ Look and talk

Work in pairs. Circle the things you have. Cross the things you don't have. Take turns to ask each other questions.

May I use your glue?



Sorry. I don't have any glue.

pen



ruler



glue



scissors



crayon






notebook



Section B

⑥ Listen, look and write

What do they need?

 <p>Draw a picture</p> <p>_____</p> <p>_____</p>	<p>Make a card</p> <p>_____</p> <p>_____</p> 
 <p>Write a story</p> <p>_____</p> <p>_____</p>	<p>_____</p> <p>_____</p> <p>_____</p>

pen	computer	scissors	paper
ruler	notebook	crayon	eraser

⑦ Read and write

Zhou Lin and I are good friends. We go to _____ together.



We can write a _____ in our Chinese _____. We can _____ a _____ for our teacher.



lesson	school	story	card	make
--------	--------	-------	------	------

8 Listen and chant

May I use your crayon, please?

Li Xiao! Li Xiao!

May I use your crayon, please?

Sure, sure, sure!

Here you are! Here you are!

Andy! Andy!

May I use your ruler, please?

Sorry, sorry, sorry! I don't have any ruler!

Pass me the scissors, please! Pass me the pen!

Sure, sure, sure! Here you are! Here you are!



9 Things I can do

 *I can say:*

May I use your ...?

Sure. Here you are.

Sorry. I don't have a/an/any ...

Let's write a story/make a card!

 *I can write and say:*

lesson

story

notebook

give

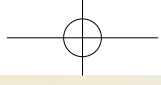
Unit 3

I can run fast!

Can you swim?

No, I can't!

Yes, I can.



Can you play football?

Yes, I can. It's easy!




Section A

1 Look and listen



2 Listen, circle and say



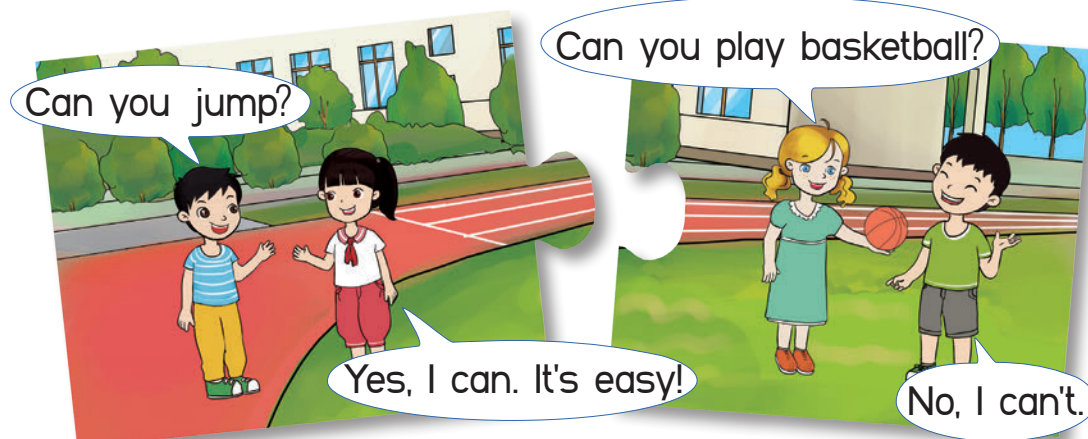
play football

swim

easy







fast

③ Look, listen and try



④ Listen and match

What can they do?

					
Li Xiao	Andy	Ms Li	Zhou Lin	Amy	Wang Li
play basketball play ping-pong		swim jump		play football run	

⑤ Act and guess



seventeen

17

Section B





⑥ Look, listen and talk

What can they do?



⑦ Survey

Work in groups. Take turns to ask each other questions.

Sport \ Name	 swim	 play ping-pong	 play football	 play basketball
Li Ming	✓			✓



8 Listen and chant

What can you do?

What can you do, can you do, can you do?

Can you run fast? Can you run fast?

Yes, I can! Yes, I can! I can run fast!

What can he do, can he do, can he do?

Can he jump high? Can he jump high?

Yes, he can! Yes, he can! He can jump high!



9 Things I can do

 *I can say:*

Can you ...? Yes, I can. / No, I can't.

What can you do? I can ...

Can he/she ...? Yes, he/she can./No, he/she can't.

It's easy/fun!

 *I can write and say:*

play football

swim

easy

fast

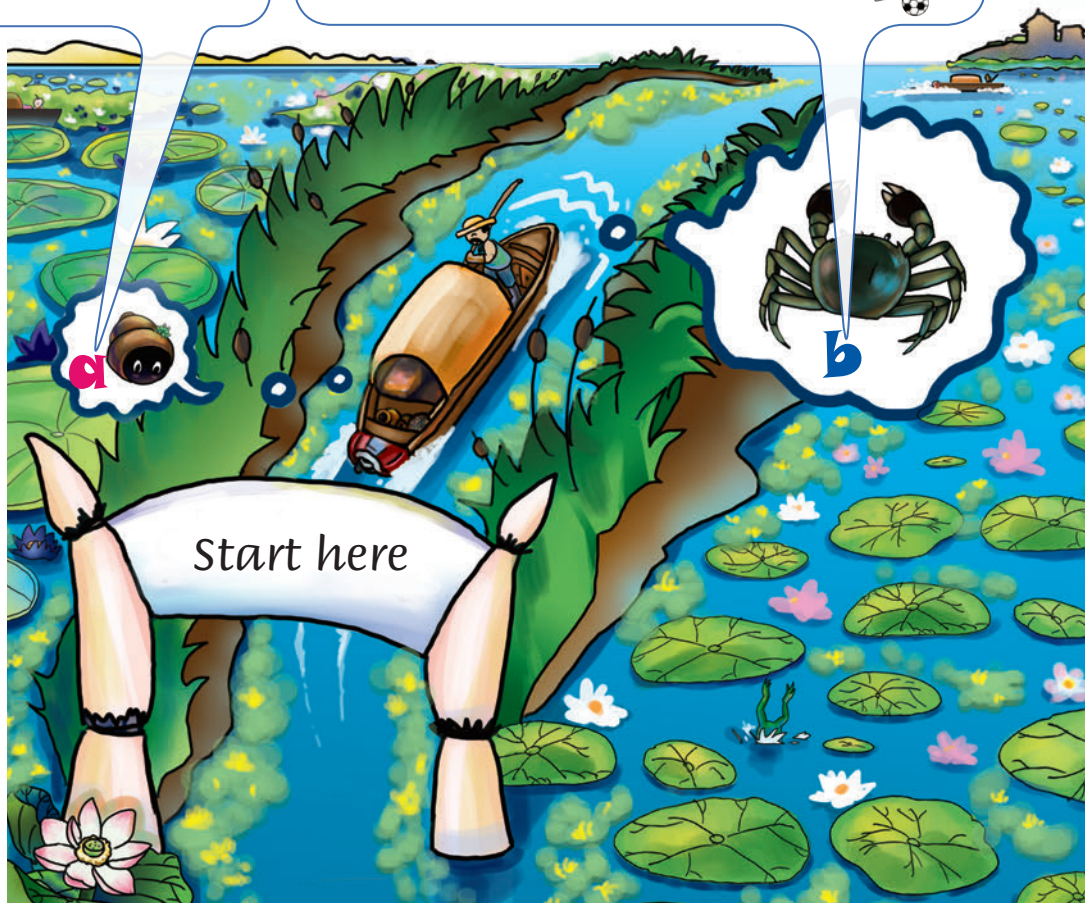
Review 1

Activity 1 Listen and say

see give story
swim easy fast
classroom blackboard
computer notebook
play football lesson

Activity 2 Look and match

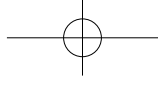
blackboard play football story easy



Activity 4 Practise the phrases or sentences

What can you see?
I can see ...
Is there a/an ...?
Yes, there is./No, there isn't.
May I use your ...?
Sure. Here you are.
Sorry. I don't have a/an/any ...

Let's write a story/make a card!
Can you ...? Yes, I can./No, I can't.
What can you do? I can ...
Can he/she ...?
Yes, he/she can./No, he/she can't.
It's easy/fun!



Activity 3 Read and circle

Circle the different word or phrase in each group.

see
computer
classroom
blackboard

lesson
easy
story
notebook

give
swim
fast
play football



Well done! Tick the box.	Activity 1	Activity 2	Activity 3	Activity 4
😊 Good				
😊 Very good				
😊 Excellent				

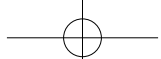
Unit 4

Let's have some fruit.

Let's have some fruit.

Great!









Section A


1 Look and listen



2 Listen, circle and say




fruit(s)



grape(s)



banana



orange

③ Look, listen and try



④ Listen and tick



- () banana
- () orange
- () apple
- () grapes
- () watermelon

⑤ Tick and talk

Work in pairs. Tick your favourite fruit. Take turns to ask each other questions.

My favourite fruit is

- () apple
- () orange
- () banana

My partner's favourite fruit is

- () apple
- () orange
- () banana



Try with your friend



What's your favourite fruit?

Orange!



twenty-five

25



Section B

⑥ Listen, read and tick



Shopkeeper: Good morning.

Zhou Lin: Good morning. May I have an apple, please?


Shopkeeper: Here you are.

Zhou Lin: Do you have any bananas?

Shopkeeper: No. We don't have any bananas.

Zhou Lin: May I have three oranges?

Shopkeeper: Here you are.



⑦ Write and talk

Work in pairs. Write down what you want. Take turns to ask each other questions.



apple

two apple(s)

orange

___ orange(s)

banana

___ banana(s)

8 Listen and chant

Have some fruit, my friend!

Have some fruit, my friend!

Have some fruit, my friend!

May I have a banana?


May I have a banana?

Please, please, please!

May I have an orange?

May I have an orange?

Please, please, please!



9 Things I can do

 *I can say:*

Have some ..., please.

Have a/an ..., please.

May I have some ...?

May I have a/an ...?

 *I can write and say:*

fruit

grape

banana

orange

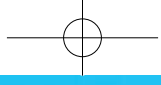
Unit 5

What would you like?

Hi, Mum! I'm home.

Yes, please. I'm thirsty.





Would you like some water?



Section A

1 Look and listen






Would you like some water?



Would you like some tomatoes?




2 Listen, circle and say



tomato vegetable(s) hungry thirsty


③ Look, listen and try



④ Listen, tick and match

Listen and tick what the kids want. Are they hungry or thirsty?

 Zhou Lin <input type="checkbox"/> water <input type="checkbox"/> juice <input type="checkbox"/> apple	 Amy <input type="checkbox"/> bread <input type="checkbox"/> milk <input type="checkbox"/> vegetables	 Li Xiao <input type="checkbox"/> rice <input type="checkbox"/> water <input type="checkbox"/> banana
---	--	--



⑤ Tick and talk

Work in pairs. Tick three things you would like. Take turns to ask each other questions.

- | | |
|--|--------------------------------------|
| <input checked="" type="checkbox"/> some bread | <input type="checkbox"/> some grapes |
| <input type="checkbox"/> some juice | <input type="checkbox"/> a banana |
| <input type="checkbox"/> an apple | <input type="checkbox"/> some milk |

Would you like some bread?



Yes, please.

thirty-one

31

Section B

6 Listen, read and match



Zhou Lin: Hi, Mum! I'm hungry.

Mum: _____

Zhou Lin: Yes, please. I love fruit.


Mum: Would you like some water?

Zhou Lin: _____

- a. Yes, please. I'm thirsty, too.
- b. May I have some bread, please?
- c. OK. Would you like an apple?

7 Read and talk

Work in groups. Read the menu and take turns to ask each other questions.



Menu	
Fruit	Drinks
	
• Apple	• Water
	
• Banana	• Juice
	
• Orange	• Milk
	
• Watermelon	

8 Listen and chant

What would you like?

*What would you like?
What would you like?
I'm hungry! I'm hungry!
Would you like some cookies?
Yes, please! Yes, please!*

*What would you like?
What would you like?
I'm thirsty! I'm thirsty!
Would you like some juice?
Yes, please! Yes, please!*



9 Things I can do

 *I can say:*

Would you like ...? Yes, please./No, thanks.

What would you like?

I'd like ..., please.

I'm hungry/thirsty.

 *I can write and say:*

tomato

vegetable

hungry

thirsty

Unit 6

May I help you?

May I help you?

Can I have a look at the socks, please?





There are shirts and dresses.




Section A

1 Look and listen



2 Listen, circle and say



shop



dress



shirt



sock(s)

③ Look, listen and try

Wang Li: May I see the dress, please?

Attendant: The red one?

Wang Li: No, the blue one.

Wang Li: Can I have a look at the blue shirt, please?

Attendant: This one?

Wang Li: No, that one.



④ Listen, match and tick




Where are they? What do they want to see?

bookshop

clothes shop









toy shop

computer shop

 Amy	 Li Xiao	 Ms Li
() blue dress	() computer	() blue book
() red dress	() TV	() red book
() green dress	() camera	() green book

⑤ Look and write

What do you need? Write a shopping list.

School	Picnic
   	   

thirty-seven

37

Section B

6 Tick and talk

Work in pairs. Tick what you want. Take turns to ask each other questions.



()



()



()



()



()



()



()



()

May I see the bag, please?



This one?

7 Listen, tick and read

AMY'S SHOPPING LIST

()	a red dress
()	a bottle of water
()	an English book
(<input checked="" type="checkbox"/>)	an eraser
()	two oranges
()	a blue bag

8 Listen and chant

May I help you?

Hello, may I help you?

Help, help, help you?

May I see the blue T-shirt, please?

Blue, blue T-shirt!

This one? That one?

That one? This one?



9 Things I can do

 *I can say:*

May I help you?

May I see the ..., please?

Can I have a look at the ..., please?

This one? No, that one.

 *I can write and say:*

shop

dress

shirt

sock


Review 2

Activity 1 Listen and say

hungry	banana	fruit	sock
orange	vegetable	tomato	shirt
thirsty	grape	dress	shop

Activity 2 Look and match

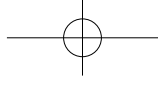
grapes vegetables tomato dress



Activity 4 Practise the phrases or sentences

Have some ..., please.
 Have a/an ..., please.
 May I have some ...?
 May I have a/an ...?
 Would you like ...?
 Yes, please./No, thanks.
 What would you like?

I'd like ..., please.
 I'm hungry/thirsty.
 May I help you?
 May I see the ..., please?
 Can I have a look at the ..., please?
 This one? No, that one.



Activity 3 Read and circle

Circle the different word in each group.

banana
fruit
grapes
shop

hungry
orange
vegetables
tomato

thirsty
dress
shirt
socks



Well done! Tick the box.	Activity 1	Activity 2	Activity 3	Activity 4
😊 Good				
😊 Very good				
😊 Excellent				

Unit 7

What time is it?





It's 8:30. Let's go to the train station.

Mum




Section A


1 Look and listen



2 Listen, circle and say



time



clock




train



ticket




③ Look, listen and write



5:30 pm



④ Listen and tick

		
Zhou Lin	Ms Li	Mr Yu
Train to:	Train Time:	Train to:
() Kunming	() 6:00 am	() Kunming
() Beijing	() 9:10 pm	() Hangzhou
Seat Number:	Seat Number:	Train Time:
() 10	() 12	() 7:30 am
() 8	() 9	() 5:30 pm

⑤ Listen, point and say



10:00



6:30



3:30



7:12



9:00

forty-five

45



Section B

⑥ Listen, read and tick



Excuse me, is there a train to Beijing at 6 o'clock?

() Yes, there is.

() No, there isn't. There is one at 8:30 am.

Excuse me, is there a train to Kunming at 7:05 pm?

() Yes, there is.

() No, there isn't. There is one at 5:00 pm.

⑦ Read and talk

Work in pairs. Take turns to ask each other questions.

Excuse me, is there a train to Shanghai at 9:00 pm?

Starting	Destination	Departure	Arrival
Wuhan	Changsha	7:25 am	9:00 am
Wuhan	Shanghai	9:00 pm	3:00 am
Wuhan	Beijing	8:00 am	1:20 pm
Wuhan	Nanjing	5:30 pm	9:30 pm

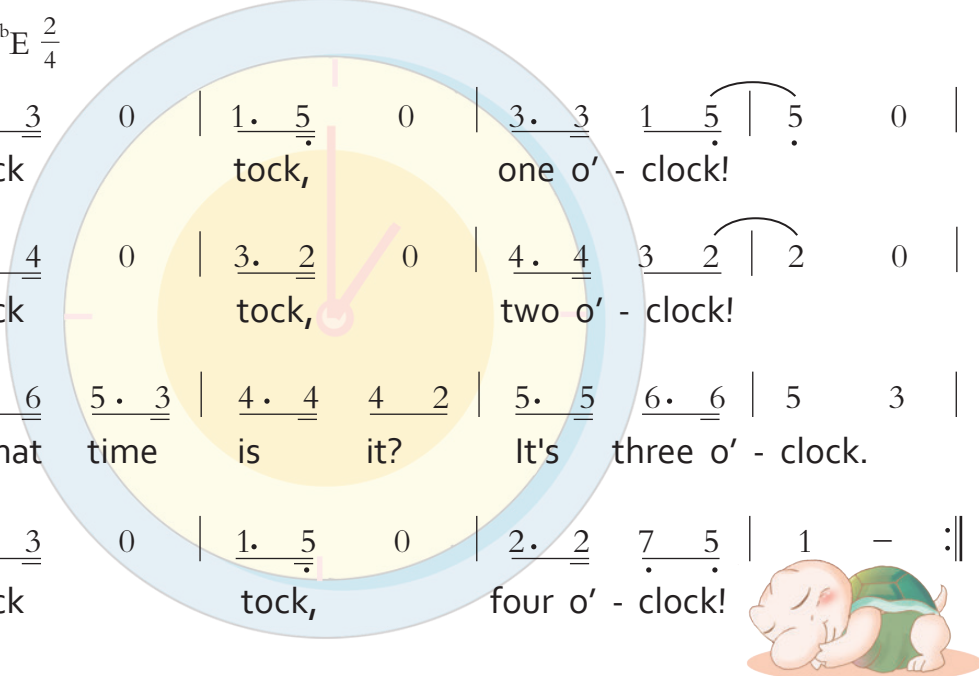


8 Listen and sing

What time is it?

1=^bE $\frac{2}{4}$

3. 3	0	1. 5	0	3. 3	1. 5	5	0
Tick		tock,		one o' -	clock!		
4. 4	0	3. 2	0	4. 4	3. 2	2	0
Tick		tock,		two o' -	clock!		
5. 6	5. 3	4. 4	4. 2	5. 5	6. 6	5	3
What	time	is	it?	It's	three o' -	clock.	
3. 3	0	1. 5	0	2. 2	7. 5	1	- :
Tick		tock,		four o' -	clock!		



9 Things I can do 😊 😊 😊

😊 *I can say:*

What time is it?

It's ...

Is there a train to ... at ...?

Yes, there is./No, there isn't.

😊 *I can write and say:*

time


clock

train

ticket

Unit 8

Where are you from?







Section A


1 Look and listen



2 Listen, circle and say




Canada



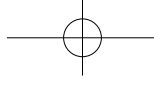
China






India




US






③ Look, listen and try

		
Hasna	Mike	Tim
Malaysia	Canada	UK
10	11	12




④ Listen and tick

	Where is he/she from?	How old is he/she?	What's his/her favourite sport?
 Lali	(<input checked="" type="checkbox"/>) India () US () Japan	() 9 () 10 () 11	() ping-pong () basketball () football
 Vito	() UK () Italy () Malaysia	() 9 () 10 () 11	() ping-pong () basketball () football
 Jenny	() US () Japan () Italy	() 9 () 10 () 11	() ping-pong () basketball () football

⑤ Look and try

Use the form above. Take turns to ask each other questions.



Section B

6 Listen, read and match

Tim: Mike, where are you from?

Mike: I'm from Canada.

Tim: What's your favourite food?

Mike: My favourite food is pizza. It smells great.

What do you like, Tim?


Tim: I like *jiaozi*. It tastes great!

Mike: Hasna, what's your favourite fruit?

Hasna: Durian.



Mike: What's a durian?

Hasna: It's a fruit. It smells bad but tastes great!


 Tim	 Mike	 Hasna
 pizza	 <i>jiaozi</i>	 durian

7 Write and talk

Work in pairs. Take turns to ask each other questions.

	You	Your partner
Favourite food		
Favourite sport		
Favourite fruit		



8 Listen and chant

Where are you from?

Where, oh, where are you from, my friend?

I'm from Canada! I'm from Canada!

Where, oh, where are you from, my friend?

I'm from India! I'm from India!

Where, oh, where are you from, my friend?

I'm from China! I'm from China!



9 Things I can do

 *I can say:*

Where are you from?

I'm from ...

Where is he/she from?

He/She is from ...

 *I can write and say:*

Canada

China

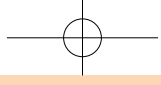
India

US

Unit 9

What are you doing?







Section A

1 Look and listen

What are you doing?



I'm writing an email to my mum.

What are you doing?



I'm putting things into my bag.
I'm going home today.

What's Mike doing?



He's sleeping.
What's Lali doing?

She's talking to her mum.

Bye, Wang Li!



I'll miss you!

See you next year!

2 Listen, circle and say




put



go home

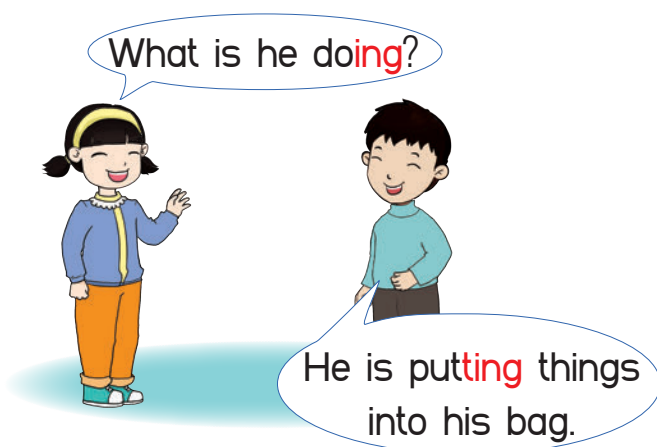



sleep




talk

3 Listen, write and talk




4 Listen and number

What are they doing?



5 Look and talk

Work with your partner. Take turns to ask each other questions.



Section B

⑥ Listen, read and match

Zhou Lin: Look, Mum. I have some pictures from Winter Camp.

Mum: Who is he?

Zhou Lin: He's Mike. He's from Canada.

Mum: What's he doing?





Zhou Lin: He's singing. This is Jenny. She's swimming!

Mum: He is writing. Who is he?

Zhou Lin: He's Tim.

Mum: Look! Ted is sleeping!


Zhou Lin: Haha!

 Mike	 Tim	 Jenny	 Ted
swimming	singing	sleeping	writing

⑦ Mime, tick and talk

Work in groups. Take turns to ask each other questions.

What's Xiaomei doing?



She's reading.

Xiaomei		
(<input checked="" type="checkbox"/>) reading	(<input type="checkbox"/>) writing	(<input type="checkbox"/>) talking
(<input type="checkbox"/>) jumping	(<input type="checkbox"/>) running	(<input type="checkbox"/>) singing
(<input type="checkbox"/>) sleeping	(<input type="checkbox"/>) painting	(<input type="checkbox"/>) eating

8 Listen and chant

What are you doing?

What are you doing, Wang Li, Wang Li?

I'm reading, I'm reading!

She's reading, she's reading!

What are you doing, Li Xiao, Li Xiao?

I'm eating, I'm eating!

He's eating, he's eating!

What are you doing, Ted, Ted?

Zzzz! Zzzz! Zzzz!

It's sleeping, it's sleeping!



9 Things I can do

 *I can say:*

What are you doing?

I'm ...

What is he/she doing?

He/She is ...

 *I can write and say:*

put

go home

sleep

talk

Review 3

Activity 1 Listen and say

ticket	time	India	US
Canada	sleep	China	put
go home	clock	train	talk

Activity 2 Look and match

Canada	US	China	India
--------	----	-------	-------



Activity 4 Practise the phrases or sentences

What time is it?

It's ...

Is there a train to ... at ...?

Yes, there is./No, there isn't.

Where are you from?

I'm from ...

Where is he/she from?

He/She is from ...

What are you doing?

I'm ...

What is he/she doing?

He/She is ...



Activity 3 Read and circle

Circle the different word or phrase in each group.

ticket
time
train
put

Canada
India
Chinese
China

go home
talk
sleep
clock



Well done! Tick the box.	Activity 1	Activity 2	Activity 3	Activity 4
😊 Good				
😊 Very good				
😊 Excellent				



The More We Get Together

1=F $\frac{3}{4}$

1 5. 6 5 4 3 1 1
The more we get to- geth- er, to-

2 5. 5. 3 1 1 5. 6 5 4
geth- er, to- geth- er. The more we get to-

3 1 1 2 2 5. 5. 1 - 1
geth- er, the hap- pi- er we'll be. For

2 5. 5. 3 1 1 2 5. 5.
your friends are my friends. And my friends are

3 1 1 5. 6 5 4 3 1 1
your friends. The more we get to- geth- er, the

2 2 5. 5. 1 -
hap- pi- er we'll be.





We Wish You a Merry Christmas



1=G $\frac{3}{4}$



sixty-three

63



Read Aesop's Fables and Act



The Dog's House



A dog tried to sleep in the winter. It was cold. The dog curled up in a space as small as possible.

But when the summer came, the dog lay asleep in the sun. He stretched out his legs and was surprised by his own size.



Ahh! It's so warm. I don't need a house to keep me warm.



Conditions alter moods.






Read Aesop's Fables and Act

The Wolf and the Horse

Wow, it is full of fine oats.
The horse will like them.

A wolf was passing by a
field of oats.



Go into that field. We are
good friends. I want you to
have all the oats.



Then the wolf met the
horse and talked to him.

You are a wolf. You do not eat oats.
If you did, you would not offer me
the oats.

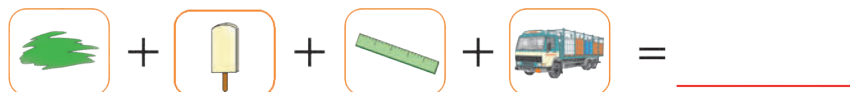

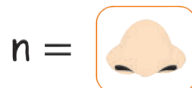
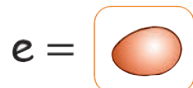

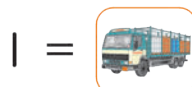
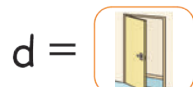
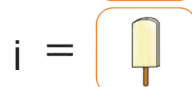
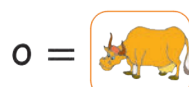
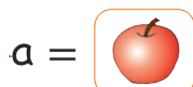


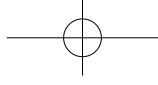
There is no virtue in giving to others
what is useless to oneself.



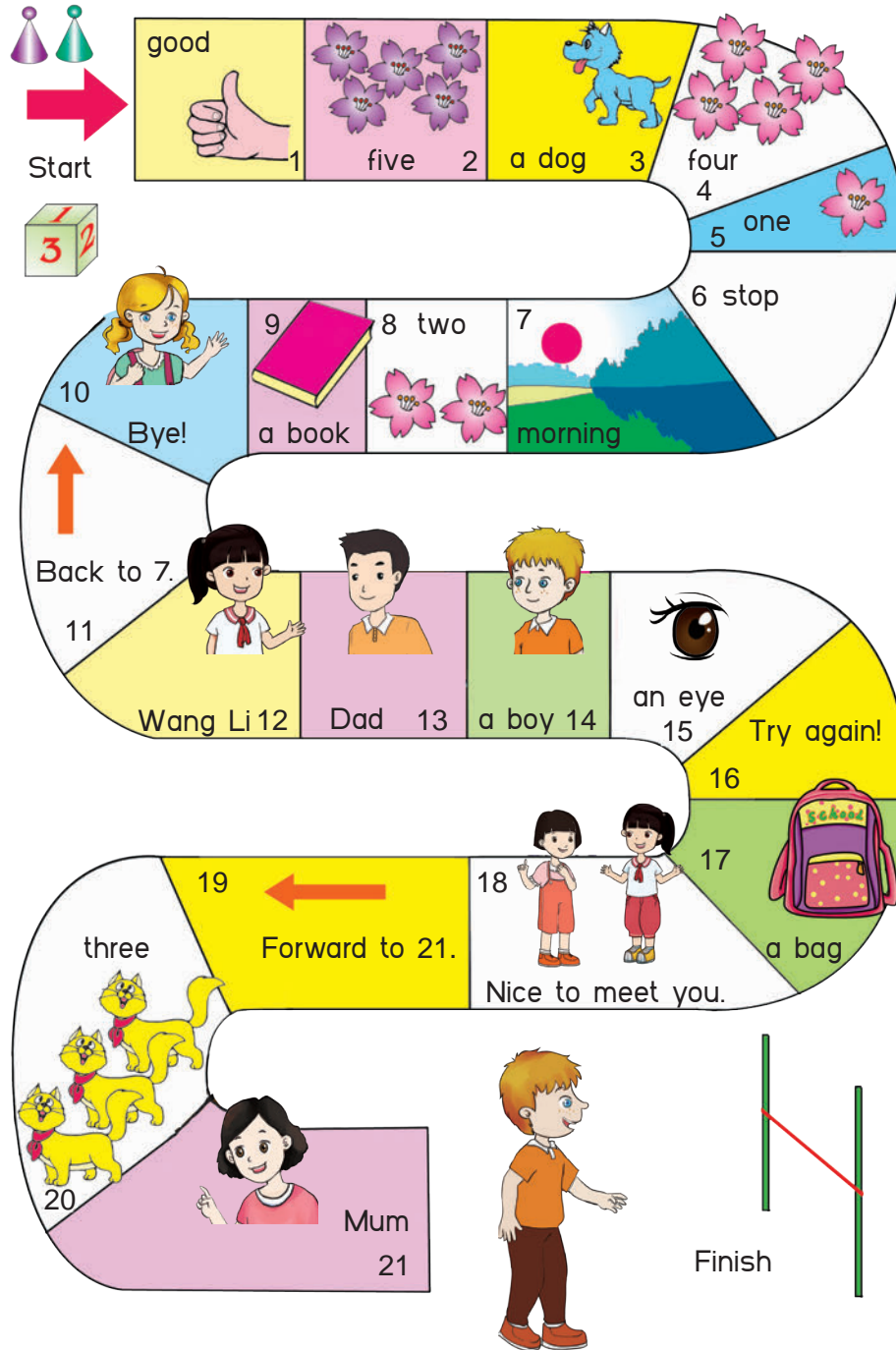


Can You Spell These Words?





Play the Game



Words and Expressions in Each Unit

Unit 1

can /kən; kæn/	能，会
blackboard /'blækbo:d/	黑板
computer /kəm'pjʊ:tə(r)/	计算机
bear /beə(r)/	熊
car /kɑ:(r)/	汽车
but /bʌt; bət/	但是

Unit 2

story /'stɔ:ri/	故事
notebook /'nəʊtbʊk/	笔记本
use /ju:z/	使用，借用
sorry /'sɒri; 'sɔ:-/	抱歉的
any /'eni/	任何的，任一
give /gɪv/	递给，拿给
sure /ʃʊ:(r); ʃʊə(r)/	当然
lesson /'lesən/	课；课程
email /'i:,meɪl/	电子邮件
picture /'pɪktʃə(r)/	图画；照片
good friends	好朋友
we /wi:; wɪ/	我们

Unit 3

play football/basketball/ping-pong	踢足球/打篮球/打乒乓球
------------------------------------	--------------

easy /'i:zi/	容易的
swim /swɪm/	游泳
fun /fʌn/	有趣的
fast /fɑ:st; fæst/	快速地

Unit 4

fruit /fru:t/	水果
May I have ...?	我可以吃(买)……吗？
orange /'ɒrɪndʒ; 'ɔ:-/	橙子，柑橘
some /sʌm; səm/	一些，若干
banana /bə'nɑ:nə; -'næ-/	香蕉
sweet /swi:t/	甜的
grape /greɪp/	(常用复数形式grapes) 葡萄

Unit 5

I'm home.	我回来了。
Would you like ...?	你想要(吃，喝)……吗？
Yes, please.	好，谢谢。
thirsty /'θɜ:sti/	口渴的
lunch /lʌntʃ/	午餐
hungry /'hʌŋɡri/	饥饿的
tomato /tə'mɑ:təʊ; -'meɪ-/	番茄，西红柿



vegetable /'vedʒɪtəbl/ 蔬菜
juice /dʒuːs/ 果汁

Unit 6

shop /ʃɒp/ 商店
shirt /ʃɜːt/ 衬衫
dress /dres/ 连衣裙
May I help you? 我可以为你效劳吗?
of course 当然, 可以
have a look at 看一看
sock /sɒk/ 短袜
bookshop /'bʊkʃɒp/ 书店
clothes /kləʊðz/ 衣服
camera /'kæməɾə/ 照相机
picnic /'pɪknɪk/ 野餐
a bottle of ... 一瓶……

Unit 7

o'clock ……点钟
time to go to ... 该去……的时候了
Winter Camp 冬令营
What time is it? 几点了?
train /treɪn/ 火车
station /'steɪʃən/ 车站
backpack /'bækpæk/ 背包
Here it is. 在这里。
have fun 玩得高兴
ticket /'tɪkɪt/ 票
clock /klɒk/ 时钟
seat /siːt/ 座位
number /'nʌmbə(r)/ 号码

Excuse me! 对不起, 打扰一下!
at /æt/ 在……时刻
am (a.m.) /,eɪ'em/ 上午
pm (p.m.) /,pi:'em/ 下午

Unit 8

from /frɒm/ 来自
Canada /'kænədə/ 加拿大
India /'ɪndiə/ 印度
UK 英国
China /'tʃaɪnə/ 中国
US 美国
Malaysia /mə'leɪziə, -zə/ 马来西亚
Japan /dʒə'pæn/ 日本
Italy /'ɪtəli/ 意大利
pizza /'piːtsə, 'pi- / 比萨饼
smell /smel/ 有(发出)……的气味
taste /teɪst/ 吃起来
durian /'djʊəriən/ 榴莲
bad /bæd/ 不好的, 糟糕的

Unit 9

put ... into ... 把……放入……
thing /θɪŋ/ 东西
today /tə'deɪ/ 今天
go home 回家
talk /tɔːk/ 谈话, 交谈
miss /mɪs/ 想念
next year 明年
paint /peɪnt/ (用颜料) 画, 绘
eat /iːt/ 吃



Short form and full form

can't = can not
I'd = I would
I'll = I will
o'clock = of the clock
they're = they are
TV = television

Colours

black	黑色
blue	蓝色
brown	棕色
gold	金色
gray	灰色
green	绿色
orange	橙色
pink	粉色
purple	紫色
red	红色
white	白色
yellow	黄色

Ball games

badminton	羽毛球
baseball	棒球
basketball	篮球
billiards	台球
football	足球
hockey	曲棍球
ice hockey	冰球
ping-pong	乒乓球
rugby	橄榄球
softball	垒球
tennis	网球
volleyball	排球
water polo	水球



Vocabulary

A

a bottle of ... 一瓶……	U-6
am (a.m.) 上午	U-7
any 任何的, 任一的	U-2
at 在……时刻	U-7

B

backpack 背包	U-7
bad 不好的, 糟糕的	U-8
banana 香蕉	U-4
bear 熊	U-1
blackboard 黑板	U-1
bookshop 书店	U-6
but 但是	U-1

C

camera 照相机	U-6
can 能, 会	U-1
Canada 加拿大	U-8
car 汽车	U-1
China 中国	U-8
clock 时钟	U-7
clothes 衣服	U-6
computer 计算机	U-1

D

dress 连衣裙	U-6
durian 榴莲	U-8

E

easy 容易的	U-3
eat 吃	U-9
email 电子邮件	U-2
Excuse me! 对不起, 打扰一下!	U-7

F

fast 快速地	U-3
from 来自	U-8
fruit 水果	U-4
fun 有趣的	U-3

G

give 递给, 拿给	U-2
go home 回家	U-9
good friends 好朋友	U-2
grape (常用复数形式 grapes) 葡萄	U-4



H

have a look at 看一看	U-6
have fun 玩得高兴	U-7
Here it is. 在这里。	U-7
hungry 饥饿的	U-5

I

I'm home. 我回来了。	U-5
India 印度	U-8
Italy 意大利	U-8

J

Japan 日本	U-8
juice 果汁	U-5

L

lesson 课; 课程	U-2
lunch 午餐	U-5

M

Malaysia 马来西亚	U-8
May I have ...?	
我可以吃(买)……吗?	U-4
May I help you?	
我可以为你效劳吗?	U-6
miss 想念	U-9

N

next year 明年	U-9
notebook 笔记本	U-2
number 号码	U-7

O

o'clock ……点钟	U-7
of course 当然, 可以	U-6
orange 橙子, 柑橘	U-4

P

paint (用颜料)画, 绘	U-9
picnic 野餐	U-6
picture 图画; 照片	U-2
pizza 比萨饼	U-8
play football/basketball/ping-pong	
踢足球/打篮球/打乒乓球	U-3
pm (p.m.) 下午	U-7
put ... into ... 把……放入……	U-9

S

seat 座位	U-7
shirt 衬衫	U-6
shop 商店	U-6
smell 有(发出)……的气味	U-8
sock 短袜	U-6
some 一些, 若干	U-4



sorry	抱歉的	U-2
station	车站	U-7
story	故事	U-2
sure	当然	U-2
sweet	甜的	U-4
swim	游泳	U-3

T

talk	谈话, 交谈	U-9
taste	吃起来	U-8
thing	东西	U-9
thirsty	口渴的	U-5
ticket	票	U-7
time to go to ...		
该去……的时候了		U-7
today	今天	U-9
tomato	番茄, 西红柿	U-5
train	火车	U-7

U

UK	英国	U-8
US	美国	U-8
use	使用, 借用	U-2

V

vegetable	蔬菜	U-5
-----------	----	-----

W

we	我们	U-2
What time is it?	几点了?	U-7
Winter Camp	冬令营	U-7
Would you like ...?		
你想要(吃, 喝)……吗?		U-5

Y

Yes, please.	好, 谢谢。	U-5
--------------	--------	-----

Numbers

Cardinal numbers 基数词

one	twenty
two	twenty-one
three	twenty-two
four	twenty-three
five	twenty-four
six	twenty-five
seven	twenty-six
eight	twenty-seven
nine	twenty-eight
ten	twenty-nine
eleven	thirty
twelve	forty
thirteen	fifty
fourteen	sixty
fifteen	seventy
sixteen	eighty
seventeen	ninety
eighteen	one hundred
nineteen	

Ordinal numbers 序数词

first	twentieth
second	twenty-first
third	twenty-second
fourth	twenty-third
fifth	twenty-fourth
sixth	twenty-fifth
seventh	twenty-sixth
eighth	twenty-seventh
ninth	twenty-eighth
tenth	twenty-ninth
eleventh	thirtieth
twelfth	fortieth
thirteenth	fiftieth
fourteenth	sixtieth
fifteenth	seventieth
sixteenth	eightieth
seventeenth	ninetieth
eighteenth	one hundredth
nineteenth	



Some Countries of the World

Country	Capital	People	Place of interest	
 <small>长宽比 2:1</small> Australia	Canberra	Australian		Sydney Opera House
 <small>长宽比 2:1</small> Canada	Ottawa	Canadian		Canada Place
 <small>长宽比 3:2</small> China	Beijing	Chinese		The Great Wall
 <small>长宽比 3:2</small> France	Paris	French		Eiffel Tower
 <small>长宽比 3:2</small> Italy	Rome	Italian		The Leaning Tower of Pisa
 <small>长宽比 3:2</small> India	New Delhi	Indian		Taj Mahal
 <small>长宽比 3:2</small> Russia	Moscow	Russian		Moscow Kremlin
 <small>长宽比 2:1</small> United Kingdom	London	British		Elizabeth Tower
 <small>长宽比 19:10</small> United States	Washington D.C.	American		White House



Some Common Fruits

apple

苹果



strawberry

草莓



pear

梨



cherry

樱桃



peach

桃子



lychee(s)

荔枝



lemon

柠檬



plum

李子



banana(s)

香蕉



Chinese date(s)

枣



pineapple

菠萝



sugarcane

甘蔗



watermelon

西瓜



longan(s)

桂圆，龙眼



orange

橙子，柑橘



kiwi fruit

猕猴桃



mango

芒果



dragon fruit

火龙果



grape(s)

葡萄



apricot

杏





后 记

随着课程改革的进行，中小学教材呈现多样化，教材的功能定位也逐渐由规范教学转向服务教学。小学英语教材则注重设计与编排的丰富性和本土化，着重提高实际运用语言的能力，并有意为师生发展提供自主和创造的空间。

我们根据教育部义务教育课程改革的指导思想，在全面总结教科书使用情况的基础上，立足国内小学英语教学一线的实际需求，以教育部 2011 年制定的《义务教育英语课程标准》为依据，遵循英语教学和儿童身心发展的双重规律，吸收课程改革及英语教育研究的最新成果，由中国专家主持，中外专家共同参与，修订了这套以三年级为起点的英语教科书，力求符合四个基本要求：第一，符合国家政策法规；第二，符合国家课程标准；第三，符合学生的发展需求；第四，符合各地的教改实际。

本套教科书旨在激发学生学习英语的兴趣，培养学习英语的积极态度，使他们初步建立学习英语的自信心；培养自主学习能力和合作精神，使他们形成一定的语感和良好的语音、语调、书写基础及良好的学习习惯，初步形成用英语交流的能力；同时，注重培养观察、记忆、思维、想象和创造能力，通过中西方文化比较，培养爱国主义精神，增强全球化意识，拓展国际视野，为他们终身学习和发展奠定良好的基础。

本套教科书由秦秀白教授担任主编，组成了有外籍英语教科书编写专家 Nils Olov Fors 参加的教科书编委会，聘请了英语教育领域的资深专家担任编写顾问和审稿统筹；王丹、王佳、王伟静、王金洲、王振华、任晓庆、师学辉、张瑜、张艺琼、张淑平、荣光、贺智敏、徐沛、钱锋、黄永华、董奎兴和穆海迪等，在本套教科书的内容呈现、版式设计、插图绘制、排版制作和编辑加工、结构优化过程中，积极努力，精益求精，付出了极大心智；此外，来自湖南、河南和山东教学一线的陈晓华、吴盛梅、李欢等老师，对教科书内容的适应性提出了宝贵建议。在此一并鸣谢！

由于时间仓促、编者和编辑的水平有限，教科书难免有不足之处，如果您有什么建议和想法，请通过版权页上的联系方式及时与我们联系，我们一定博采众长、尽力完善教科书，并努力做好教科书后续服务工作。

小学英语教科书编委会