

义务教育教科书

英语

(一年级起点)

一年级

下册

(中国)人民教育出版社 课程教材研究所
英语课程教材研究开发中心
(加拿大)灵通教育有限公司

编著

人教版®

人民教育出版社

·北京·

Copyright © 2012 by People's Education Press Ltd. and Lingo Learning Inc.
No part of this publication may be reproduced or transmitted in any form or by any means,
without permission in writing from the publisher.

版权共有，未经出版社书面同意，任何人不得以任何形式或方式复制或转换本作品的任何部分。

主 编：吴 欣 Larry Swartz Beth Levy
副 主 编：陶明天 闫赤兵

主要编写人员：程 燕 范 冰 马淑英 张海翔 刘 莹 朱晓媛
陈 璇 张鲁静 李 瑜 Bill Mayes Chris Andersen

责任编辑：马 茜
美术编辑：李宏庆

封面设计：吕 旻 李宏庆
版式设计：李宏庆 张 静
插 图：李思东工作室

义务教育教科书 英语（一年级起点） 一年级 下册
（中 国）人民教育出版社 课程教材研究所
英语课程教材研究开发中心 编著
（加拿大）灵 通 教 育 有 限 公 司

出 版 人民教育出版社
（北京市海淀区中关村南大街 17 号院 1 号楼 邮编：100081）

网 址 <http://www.pep.com.cn>

重 印 × × × 出版社

发 行 × × × 新华书店

印 刷 × × × 印刷厂

版 次 2012 年 10 月第 1 版

印 次 2016 年 11 月第 16 次印刷

开 本 787 毫米 × 1092 毫米 1/16

印 张 4.25

插 页 2

字 数 85 千字

印 数 册

书 号 ISBN 978-7-107-25249-5

定 价 4.95 元

价格依据文件号：京发改规 [2016] 13 号

版权所有·未经许可不得采用任何方式擅自复制或使
用本产品任何部分·违者必究
如发现内容质量问题，请登录中小学教材意见反馈平台：jcyjfk.pep.com.cn
如发现印、装质量问题，影响阅读，请与 × × × 联系调换。电话：×××-××××××××

致同学

亲爱的同学：

你好！欢迎回到“新起点英语”的世界。

在这里，你将继续与 *Andy*, *Bill*, *Binbin*, *Joy*, *Lily* 和 *Yaoyao* 一起漫游英语世界。另外，小狗 *Lucky* 和天使 *Angel* 也会时不时出现，带给你许多惊喜。

在这里，你将继续学习英文对话、英文歌曲和英文故事，并参与很多英文活动和游戏。在这个过程中，你一定会遇到不少困难，但千万不要害怕，只要努力多听、多说和多练，你一定会取得进步的。

此外，歌曲、歌谣、游戏和活动能使你不知不觉地学会很多英语。所以，别害羞，尽情享受英语世界的快乐吧。

最后，别忘了我告诉你的小窍门：在听故事之前，自己先看看故事的图片和文字，看你能读懂多少，然后再听老师讲解或听录音，那时你就会发现自己原来好棒！我知道，同学们都喜欢一遍又一遍地听故事。回家后，你就跟着录音，一遍又一遍地听吧。对了，别忘了和爸爸妈妈或小伙伴一起分享这些有趣的故事哦。用英文讲故事一定很酷！

好了，现在就让我们一起继续“新起点英语”之旅吧！

编者

2012年5月



Angel



Bill



Andy



Miss Wu



Lily



Joy



Yaoyao



Binbin



Lucky

®

目录

Unit 1 Classroom	2
Unit 2 Room	10
Unit 3 Toys	18
Revision 1	26
Unit 4 Food	28
Unit 5 Drink	36
Unit 6 Clothes	44
Revision 2	52
附录一 歌谣和歌曲	54
附录二 单元词汇表	58
附录三 总词汇表	60
附录四 常用语表	62

Unit 1 Classroom



On the desk.




Where is the ruler?


It's on the desk.

Lesson 1

A Look, listen and chant. 



B Listen and do. 




C Listen and chant again. 

Lesson 2

A Look, listen and repeat. 

Where is the ruler?



It's on the desk.

B Do and say.

Where is the book?

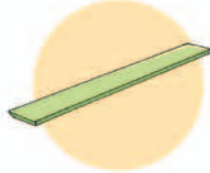


It's in the desk.

Where is the book?



It's on the desk.



Lesson 3

A Find and say.

Where is the apple?



B Letters in life. 




A B C D E F G H I J K L M N O P Q R S T U V W X Y Z

Review & Rewards

A Let's review.

B Let's stick.



Story Time

Put my ruler
in the pencil box.



Put my pencil box
in the schoolbag.



Let's go home!



Where is my pencil box?



In my desk?



**Oh. It's in your mouth!
Thank you!**



Unit 2 Room



What's behind the door?

A chair.



What's under the desk?

A bird.

Lesson 1

A Look, listen and chant. 



B Look and say.



C Listen and chant again. 

Lesson 2

A Look, listen and repeat. 



A chair.


B Let's play.

What's under the desk?



Lesson 3

A Find the differences.




A

What's near the light?



B

A ...



B Letters in life.




A B C D **E F G H** I J K L M N O P Q R S T U V W X Y Z

Review & Rewards

A Let's review.

B Let's stick.



Story Time



*I have a gift for you.
Go and find it.*



1

OK.

Near the light?



2

On the desk?



3

On the bed?



4



5



6



7

Unit 3 Toys



Can I have a car?

Sure.




Can I have a bear?


Sorry, no.

Lesson 1

A Look, listen and chant. 



B Listen and act. 



C Listen and chant again. 

Lesson 2

A Look, listen and repeat. 




B Do and say.



Lesson 3

A Let's play.



Can I have a ball?

Oh, I have two.

Sure. Here you are.

B Letters in life. 🎧






A B C D E F G H **I J K L** M N O P Q R S T U V W X Y Z

Review & Rewards



A Let's review.

B Let's stick.



Story Time



1 Look. I have many toys.

2 Can I have your plane?

1

2

3 Can I have your car, please?

Here you are.

3

Sure.

Can I have your ball, please?

Here you are.

4

5

Can I have your doll?

Sure. Here you are.



6

I have no toys.



7

Let's share.

Revision 1

A Look, listen and point. 

B Let's say.

C Let's play.


START 




Where is the ruler?



What's behind the door?






Can I have a ...?



FINISH



Unit 4 Food



*I'm hungry.
I want rice and vegetables.*

Here you are.


I'm hungry. I want noodles.

Here you are.



Lesson 1

A Look, listen and chant. 



B Do and say. 

Do you like fish?

No, I don't.




C Listen and chant again. 

Lesson 2

A Look, listen and repeat. 



B Let's play.



Lesson 3

A Let's act.

Hi, I'm a cat.
I'm hungry. I want fish.


B Letters in life.

A B C D E F G H I J K L **M N O P** Q R S T U V W X Y Z

Review & Rewards

A Let's review.

B Let's stick.




Story Time



I'm hungry.





Unit 5 Drink



Do you want tea?

Yes, please.

Yes, thanks.




I'm thirsty.

Do you want water?

No, thanks. I want juice.

Lesson 1

A Look, listen and chant. 🎧



B Do and say. 🎧

Can I have juice?

Here you are.



C Listen and chant again. 🎧

Lesson 2

A Look, listen and repeat. 



B Let's talk.




Lesson 3

A Let's play.

I'm thirsty.



Do you want juice?



Yes, please.

I'm hungry.

Do you want chicken?

No, thanks. I want fish.



B Letters in life.




A B C D E F G H I J K L M N O P **Q R S T U** V W X Y Z

Review & Rewards

A Let's review.


B Let's stick.



Story Time



Do you want fish?



1

Do you want chicken?

Yes, please.

Yes, please.

2



Do you want milk?

Yes, please.

3



4

Do you want juice?

Yes, please.

Do you want tea?

Yes, please.

Oh! A cat!

5

6

I'm hungry!

Oh, no!

7



Unit 6 Clothes

I like your skirt.

Thank you.





I like your T-shirt.

Thank you.

Lesson 1

A Look, listen and chant. 



B Listen and do. 



C Listen and chant again. 

Lesson 2

A Look, listen and repeat. 🎧



B Show and say.



Lesson 3

A Colour and say.



Look at my shirt. It's blue.

I like your shirt.

B Letters in life.




ABCDEFGHIJKLMNOPQRSTUVWXYZ


Review & Rewards

A Let's review.

B Let's stick.



Story Time



1



2

I like my red hat.



3

I like my orange T-shirt.



I like my green shorts.

4



I like my yellow skirt.

5



*I like my blue socks
and purple shoes.*


6

7



I'm beautiful, too!

Revision 2

A Look, listen and point. 

B Let's say.


C Let's play.




START



I'm hungry. I want ...



Do you want ...?





I like your ...

FINISH



附录一 歌谣和歌曲

Unit 1

Lesson 1, A & C

*On my desk,
I can see,
A book for you,
A book for me.*

*Under my chair,
I can see,
A schoolbag for you,
A schoolbag for me.*

*In my classroom,
I can see,
A blackboard for you,
A blackboard for me!*

补充歌曲

*Where's the green pencil,
Green pencil, green pencil?
Where's the green pencil?
It's under my desk.*

*Where's the red apple,
Red apple, red apple?*

*Where's the red apple?
It's on my chair.*

Unit 2

Lesson 1, A & C

*This is the light,
near the bed.
This is the bed,
near the door.
This is the door,
near the box.
What's behind the box?*

补充歌谣

*Angel, Angel, where are
you?
In the schoolbag.
Peekaboo.*

*Angel, Angel, where are
you?
On the schoolbag.
Peekaboo.*

*Angel, Angel, where are
you?*

Under the schoolbag.

Peekaboo.

*Angel, Angel, where are
you?*

Behind the schoolbag.

Peekaboo.

Unit 3

Lesson 1, A & C

*We can play,
Night and day,
With a doll, a bear or a
train.*

*We can play,
Night and day,
With a car, a ball or a
plane.*

补充歌曲

*Toy train, toy train,
Choo, choo, choo.*

*Toy train, toy train,
Go, go, go.*

*Plane, plane,
Follow me.*

*Plane, plane,
Come and see.*

*Toy train, toy train,
Choo, choo, choo.*

*Toy train, toy train,
Go, go, go.*

*Ball, ball,
Follow me.*

*Ball, ball,
Come and see.*

*Toy train, toy train,
Choo, choo, choo.*

*Toy train, toy train,
Go, go, go.*

*Doll, doll,
Follow me.*

*Doll, doll,
Come and see.*

*Toy train, toy train,
Choo, choo, choo.*

*Toy train, toy train,
Go, go, go.*

*Car, car,
Follow me.*

*Car, car,
Come and see.*

*Toy train, toy train,
Choo, choo, choo.
Toy train, toy train,
Go, go, go.
Bear, bear,
Follow me.
Bear, bear,
come and see.*

Unit 4

Lesson 1, A & C

*Do you like noodles,
noodles, noodles?
No, no, I don't.
Do you like chicken,
chicken, chicken?
Yes, yes, I do.
Do you like eggs, eggs,
eggs?
No, no, I don't.
Do you like vegetables,
vegetables,
vegetables?
Yes, yes, I do.
Do you like fish, fish,
fish?
No, no, I don't.*

*Do you like rice, rice,
rice?
Yes, yes, I do!
Rice is nice.*

补充歌曲

*Pat-a-cake, pat-a-cake,
baker's man!
Bake us a cake as fast as
you can.
Pat it and prick it and
mark it with "B".
Put it in the oven for
baby and me,
For baby and me, for
baby and me.
And there would be plenty
for baby and me.*

Unit 5

Lesson 1, A & C

*Can I have water, water,
water?
Yes, you can.
It's good for you.
Can I have juice, juice,
juice?
Yes, you can.
It's good for you.*

*Can I have milk, milk,
milk?
Yes, you can.
It's good for you.
Can I have tea, tea, tea?
No, you can't.
It's bad for you.*

补充歌曲

*If all the world were
paper,
And all the sea were ink,
And all the trees were
bread and cheese,
What should we have to
drink?*

Unit 6

Lesson 1, A & C

*Blue shirt, blue shirt,
I like my blue shirt.*

*Yellow skirt, yellow skirt,
I like my yellow skirt.*

*Green T-shirt, green
T-shirt,
I like my green T-shirt.*

*Red dress, red dress,
I like my red dress.*

*Blue socks, blue socks,
I like my blue socks.*

*Black shorts, black
shorts,
I like my black shorts.
I like all my clothes.*

补充歌曲

*This is the way
I put on my shirt,
Put on my shirt,
Put on my shirt.
This is the way
I put on my shirt.
Then I go to school.*

*This is the way
I take off my shorts,
Take off my shorts,
Take off my shorts.
This is the way
I take off my shorts.
Then I go to bed.*

附录二 单元词汇表

(注: 红色词为本册的重点词汇)

Unit 1

chair 椅子 (4)

desk 书桌, 写字台 (4)

blackboard 黑板 (4)

on 在……上 (4)

under 在……下面;
在……下方 (4)

in 在……里面 (4)

where 在哪里 (5)

the 放在名词前,
特指人、事或物 (5)

Unit 2

light 灯 (12)

bed 床 (12)

door 门; 出入口 (12)

box 箱子; 盒子 (12)

near 靠近, 接近 (12)

behind 在……背后 (12)

Unit 3

plane 飞机 (20)

ball 球 (20)

doll 玩偶, 玩具娃娃 (20)

train 列车, 火车 (20)

car 小汽车, 轿车 (20)

bear 玩具熊; 熊 (20)

can 可以; 能够 (21)

sure 当然 (21)

sorry 对不起, 抱歉 (21)

Unit 4

rice 米饭; 米 (30)

noodles 面条 (30)

vegetable 蔬菜 (30)

fish 鱼肉; 鱼 (30)

chicken 鸡肉; 鸡 (30)

egg 鸡蛋 (30)

hungry 饥饿的 (31)

want 要; 想要 (31)

and 和 (31)

Unit 5

juice 果汁; 蔬菜汁 (38)

tea 茶; 茶叶 (38)

milk 奶; 牛奶 (38)

water 水 (38)
thirsty 口渴的 (39)
thanks 感谢 (39)

Unit 6

shirt 衬衫 (46)
T-shirt T恤衫 ;
短袖圆领汗衫 (46)

skirt 裙子 (46)
dress 连衣裙 ; 套裙 (46)
socks 短袜 (46)
shorts 短裤 (46)
your 你的 ; 你们的 (47)

人教版®

附录三 总词汇表

(注: 红色词为本册的重点词汇)

A			E		
and		和 (31)	egg		鸡蛋 (30)
B			F		
ball		球 (20)	fish		鱼肉; 鱼 (30)
bear		玩具熊; 熊 (20)	H		
bed		床 (12)	hungry		饥饿的 (31)
behind		在……背后 (12)	I		
blackboard		黑板 (4)	in		在……里面 (4)
box		箱子; 盒子 (12)	J		
C			juice		果汁; 蔬菜汁 (38)
can		可以; 能够 (21)	L		
car		小汽车, 轿车 (20)	light		灯 (12)
chair		椅子 (4)	M		
chicken		鸡肉; 鸡 (30)	milk		奶; 牛奶 (38)
D					
desk		书桌, 写字台 (4)			
doll		玩偶, 玩具娃娃 (20)			
door		门; 出入口 (12)			
dress		连衣裙; 套裙 (46)			

N

near 靠近, 接近 (12)
noodles 面条 (30)

O

on 在……上 (4)

P

plane 飞机 (20)

R

rice 米饭; 米 (30)

S

shirt 衬衫 (46)

shorts 短裤 (46)

skirt 裙子 (46)

socks 短袜 (46)

sorry 对不起, 抱歉 (21)

sure 当然 (21)

T

tea 茶; 茶叶 (38)

thanks 感谢 (39)

the 放在名词前,
特指人、事或物 (5)

thirsty 口渴的 (39)

train 列车, 火车 (20)

T-shirt T恤衫;
短袖圆领汗衫 (46)

U

under 在……下面;
在……下方 (4)

V

vegetable 蔬菜 (30)

W

want 要; 想要 (31)

water 水 (38)

where 在哪里 (5)

Y

your 你的; 你们的 (47)

附录四 常用语表

Unit 1

**Put your schoolbag
under the chair.**

把书包放到椅子下面。

Unit 3

Here you are.

给你。/ 这是你（你们）所要的东西。

Oh, I have two.

啊，我有两个……了。

Unit 4

I'm a cat.

我是一只猫。

（用于角色扮演）

Unit 6

Put on your shirt.

穿上衬衣。

Look at my dress.

看看我的连衣裙。

人教版®

后 记

本册教科书是人民教育出版社课程教材研究所英语课程教材研究开发中心依据教育部《义务教育英语课程标准》（2011年版）与加拿大灵通教育有限公司合作编写的，经国家基础教育课程教材专家工作委员会2012年审查通过。北京市海淀区教师进修学校对本册教科书的修订提供了全方位的支持。

本册教科书集中反映了基础教育教科书研究与实验的成果，凝聚了参与课改实验的教育专家、学科专家、教研人员以及一线教师的集体智慧。我们感谢所有对本册教科书的编写、出版提供过帮助与支持的同仁和社会各界朋友，以及整体设计艺术指导吕敬人等。我们还要特别感谢原教科书主要编写人员龚亚夫、李静纯、柳宁、谢乃莹、梁丽霞和Jacqueline Karsemeyer 等人。

本册教科书出版之前，我们通过多种渠道与教科书选用作品（包括照片、画作）的作者进行了联系，得到了他们的大力支持。对此，我们表示衷心的感谢！但仍有部分作者未能取得联系，恳请入选作品的作者与我们联系，以便支付稿酬。

我们真诚地希望广大教师、学生及家长在使用本册教科书的过程中提出宝贵意见，并将这些意见和建议及时反馈给我们。让我们携起手来，共同完成义务教育教材建设工作！

联系方式

电 话：010-58758866

电子邮箱：jcfk@pep.com.cn

人民教育出版社 课程教材研究所
英语课程教材研究开发中心
2012年5月


Unit 1



Look, listen and chant.



Listen and do.



Listen and chant again.



Look, listen and repeat.



Do and say.



Find and say.



Letters in life.


Unit 2



Look, listen and chant.



Look and say.




Listen and chant again.



Look, listen and repeat.



Let's play.



Find the differences.




Letters in life.

Unit 3



Look, listen and chant.



Listen and act.



Listen and chant again.



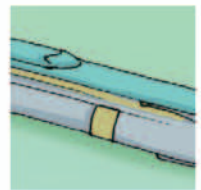
Look, listen and repeat.



Do and say.



Let's play.



Letters in life.


Unit 4



Look, listen and chant.



Do and say.



Listen and chant again.



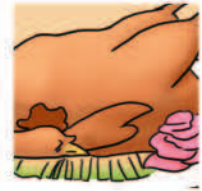
Look, listen and repeat.



Let's play.



Let's act.



Letters in life.

Unit 5



Look, listen and chant.



Do and say.



Listen and chant again.



Look, listen and repeat.



Let's talk.

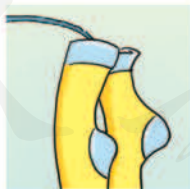


Let's play.



Letters in life.

Unit 6



Look, listen and chant.



Listen and do.



Listen and chant again.



Look, listen and repeat.





















Show and say.






Colour and say.



Letters in life.



人教版®



人教版®