

义务教育教科书



义务教育教科书

ENGLISH

英语

(三年级起点)

三年级下册



英语 (三年级起点)

三年级下册



定价：4.90元

全国价格举报电话：12315

河北教育出版社

河北教育出版社

义务教育教科书

ENGLISH

英语

(三年级起点)

三年级下册

[中国] 河北教育出版社
[加拿大] DC加拿大国际交流中心 合作编写



河北教育出版社

致同学

亲爱的同学们，新学期开始了！你们准备好了吗？

上学期，我们了解了有关学校、颜色、身体部位和家庭成员等方面的知识，你们肯定发现自己现在能用英语说出生活中很多常见的东西，而且还可以进行简单的沟通和交流。你一定感到兴奋和自豪吧！

这学期，我们将学习有关动物和食物的内容。你想知道怎样用英语介绍常见的动物吗？你了解中西方饮食文化的区别吗？请赶快打开书本，与丹尼、詹妮和李明一起来学习吧！

从这学期开始，我们需要识记一些词汇。词汇主要是通过单词的发音、词义等来学习，同时还要注意字母在单词中的发音规律。

同学们只要积极参与到听听做做、说说唱唱、玩玩演演和读读写写的活动中，就一定会发现——学英语真是既容易又有趣！


同学们，在英语学习中，请你多听，敢于开口，表达中不怕出错，遇到困难大胆求助。这样，你一定能学好英语，而且一定会喜欢学英语！



CONTENTS



Unit 1	Animals on the Farm	1
Unit 2	Animals at the Zoo	17
Unit 3	Food and Meals	33
Unit 4	Food and Restaurants	49
	Words in Each Unit	65
	Vocabulary	67



UNIT 1

Lessons 1~6

Animals on the Farm



Lesson 1 On the Farm

1 What's this?



farm



farmer



pig



cow



sheep

What's this?

It's a sheep.




What's this?

It's a pig.



2 Let's play!




3 Let's sing!

Old MacDonald Had a Farm


1=G $\frac{4}{4}$

1	1	1	5̣		6̣	6̣	5̣	-		3	3	2	2						
Old	Mac-	Do-	nald		had	a	farm,			E-	I-	E-	I-						
1	-	-	0		1	1	1	5̣		6̣	6̣	5̣	-						
O.					On	his	farm	he		had	a	cow,							
3	3	2	2		1	-	-	5̣	5̣		1	1	1	5̣	5̣				
E-	I-	E-	I-		O.			With	a		"moo, moo"	here,	and	a					
1	1	1	-		1	1	1	1	1		1	1	1	1	1				
"moo, moo"	there.				Here	a	"moo",	there	a		"moo".	Every-	where	a	"moo, moo"				
1	1	1	5̣		6̣	6̣	5̣	-		3	3	2	2		1	-	-	0	
Old	Mac-	Do-	nald		had	a	farm,			E-	I-	E-	I-		O.				



Lesson 2 Cats and Dogs

1 What's this?



cat



dog



chicken



duck

2 Let's sing!




1=C $\frac{4}{4}$

5 | 1 1 1 5 6 6 5 5 |
 There was a farmer who had a dog, and


1 1 2 2 3 1 |
 Bin- go was his name- O!

3 3 4 4 4 | 2 2 3 3 3 |
 B- I- N-G- O, B- I- N-G- O,


1 1 2 2 2 1 | 7 5 6 7 1 1 ||
 B- I- N-G- O! And Bin-go was his name-O.



3 Is it a duck?



4 Let's play!



Lesson 3 Fish and Birds

1 What's this?







Fish can swim.



Birds can fly.

2 Can you dance?

<p>1</p> <p>Hello.</p> <p>Hi, little bird.</p> 	<p>2</p> <p>I can dance. Can you dance?</p> <p>No, I can't.</p> 
<p>3</p> <p>I can sing, "Waaya..." Can you?</p> <p>Waaya...</p> <p>Yes, I can.</p> 	<p>4</p> <p>I can fly. Can you?</p> <p>No, I can't.</p> 

3 Let's chant!



I can dance.
Can you? Can you?



I can see.
Can you? Can you?



I can swim.
Can you? Can you?



I can sing.
Can you? Can you?

4 Let's do it!

1

Can you sing?

Yes, I can.

2

Can you swim?

Yes, I can.

3

Can you dance?

No, I can't.

4

Can you fly?

No, I can't.

Name	Sing	Swim	Dance	Fly
Li Ming	✓	✓	×	×

Lesson 4 Horses and Rabbits

1 What's this?

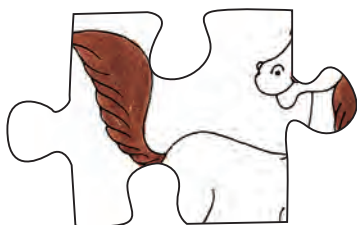


Horses can run.



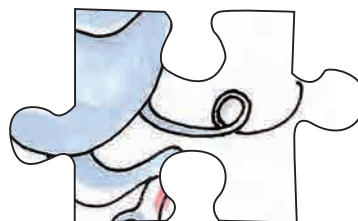
Rabbits can jump.

2 Let's do it!



Is this a cow?

- Yes, it is.
 No, it isn't.




Is this a chicken?

- Yes, it is.
 No, it isn't.



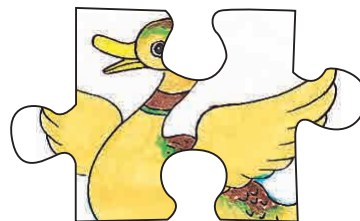
Is this a rabbit?

- Yes, it is.
 No, it isn't.



Is this a sheep?

- Yes, it is.
 No, it isn't.



Is this a duck?

- Yes, it is.
 No, it isn't.

3 Can a horse run?

1

Can a horse run?

Yes, it can.

Can it fly?

No, it can't.

2

What animals can fly?

Birds can fly.

4 Let's play!

1

What animals can fly?

Birds can fly.

2

What animals can swim?

Ducks and dogs can swim.

Fish can swim.

Lesson 5 Where?

1 Where is it?



in the box



on the box



under the box

Where is the cat?







It's on the box.

2 Let's play!



3 What's in the box?

<p>1</p> <p>What's in the box?</p> <p>An animal.</p> 	<p>2</p> <p>Is it a cat?</p> <p>No, it isn't.</p> 
<p>3</p> <p>Can it swim?</p> <p>Yes, it can.</p> 	<p>4</p> <p>It can say "quack, quack".</p> <p>Oh, I see! It's a duck.</p> 

4 Letters and sounds

m

mouth



swim



n

dance



nose



l

leg



lake



i

nine









five



Lesson 6 Can I Help You?




Story time

<p>1</p>  <p>Help! Help!</p>	<p>2</p>  <p>What happened? I'm stuck.</p> <p>Can I help you? Yes, please.</p>
<p>3</p>  <p>Pull! Pull!</p> <p>Ouch!</p>	<p>4</p>  <p>What happened? I'm stuck.</p> <p>Can I help? Yes, please.</p>
<p>5</p>  <p>Pull! Pull!</p> <p>Ouch!</p>	<p>6</p>  <p>What happened? I'm stuck.</p> <p>Can I help? Yes, please.</p>

7

Pull! Pull!




Ouch!

8

What happened?

I'm stuck.




Can I help?

Yes, please.

9


Pull! Pull!

Ouch!
My ears!



10

I'm out!
Thank you!



You're welcome.
We are friends.

★ Talk and act

- Who helps the rabbit?
- Act out the story.




Again, Please!

1 Listen and talk.

1

What's this?



It's a cow.

2

Can a cow fly?



No, it can't.
A bird can fly.

3

Is this a chicken?



Yes, it is.





4

Can a chicken swim?




No. A duck can swim.

2 Listen and circle.

1 	2 
3 	4 

3 Find and write.



- 1. _____
- 2. _____
- 3. _____
- 4. _____
- 5. _____
- 6. _____
- 7. _____
- 8. _____
- 9. _____
- 10. _____


4 Look, read and write.




Is this a _____? Yes, it is.
Can it _____? Yes, it can.



Is this a bird? _____, it is.
Can it run? _____, it can't.



Where is the dog?
It's _____ the chair.



Where is the cat?
It's _____ the desk.

Word list

under
fish
No
on
swim
Yes

5 How am I doing?

	Listening 	Speaking 	Reading 	Writing 	Total stars
At school 					
At home 					
I am...	A 10~12 ★			B 7~9 ★	C 1~6 ★

UNIT 2


Lessons 7~12

Animals at the Zoo




Lesson 7 At the Zoo


1 What's this?



zoo



panda




monkey




elephant

2 Big or small? Fat or thin?



The elephant is big.

The bird is small.



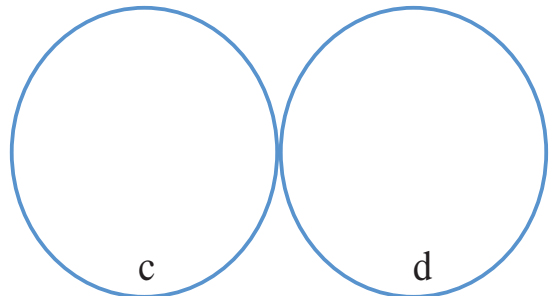

The panda is fat.

The monkey is thin.

3 Let's do it!



Animals	
a. small	cat
b. big	
c. thin	
d. fat	



Lesson 8 Tigers and Bears

1 What's this?



2 Let's sing!

Big and Small

1=D $\frac{3}{4}$

1 1 3 | 5 - - | 5 5 4 | 3 - - | 6 - 6 | 5 - - |

Big as a bear, small as a bird! Big, big bear.

5 - 5 | 5 - - | 1 1 3 | 5 5 - | 5 5 4 | 3 - - |


Small, small bird. Big as a tiger, small as a cat!

6 - 6 | 5 5 - | 5 - $\widehat{2\ 3}$ | 1 - - | 5 - $\dot{7}$ | 1 - - ||

Big, big tiger. Small, small cat. Small, small cat.



3 Long or short?



long

It's long.



short

It's short.

1


Look at the elephant.

Its nose is long.
Its tail is short.

2

Look at the rabbit!

Its ears are long.
Its tail is short.



4 Let's play!

Its tail is long.

It's thin.

It's brown.

Is it a monkey?

Yes!



Lesson 9 How Many?

1 How many monkeys?



How many monkeys are there?

One, two, three, four, five, six, seven, eight, nine, ten. There are ten monkeys!



- duck
- fish
- bird
- panda

2 Let's chant!

1



One, one.
The zoo is fun.

2



Two, two.
Two bears at the zoo.

3



Three, three.
Three pandas I see.

4



Four, four.
Four wolves roar.

5



Five, five.
Five snakes alive.

6



Six, six.
Six monkey tricks.

7



Seven, seven.
Birds in heaven.

8



Eight, eight.
A tiger and his mate.

9



Nine, nine.
Elephants are fine.

10



Ten, ten.
Let's sing again.

Lesson 10 Where Do They Live?

1 What's this?



forest



river




tree




grass

2 Where does it live?



**Where does a fish live?
In a river.**



**Where does a bird live?
In a tree.**



**Where does a panda live?
In a forest.**

3 Let's do it!




Where does a tiger live?



In a forest.

Lesson 11 What Do They Eat?


1 What do they eat?




Monkeys eat bananas.



Tigers eat meat.



Cats eat fish.



Cows eat grass.









banana



meat

2 Let's do it!



4 Horses eat grass.

A fish lives in a river.

Elephants eat bananas.

Bears eat fish.

A cow lives on a farm.

A monkey lives in a tree.

3 Letters and sounds

s

bus



snake



z

zoo



zero



x

box



six



o

hello



old



Lesson 12 The Clever Monkey



Story time

1

Help!
Help!

Oh! It's a wolf!

2

Mr. Sheep! Please help me! Pull me out.

No! You will eat me.

I will not eat you. You are a nice sheep.

3


Pull me out, please.

Okay.

4

Ha! Ha! I'm out. Now I'll eat you.

No, please! Help! Help!



★ **Read and act**

● **Read and number.**







- () The clever monkey helps the sheep.
- () The sheep pulls the wolf out.
- () The wolf wants to eat the sheep.

● **Act out the story.**




Again, Please!

1 Listen and talk.

<p>1</p> <p>Let's go to the zoo.</p> <p>Great! I love animals.</p>  <p>Hooray!</p>	<p>2</p> <p>Look! There are three pandas.</p>  <p>They're fat.</p>
<p>3</p> <p>I see two elephants.</p>  <p>They're big.</p>	<p>4</p> <p>Look! Monkeys!</p>  <p>Four.</p> <p>How many monkeys are there?</p>
<p>5</p> <p>What do they eat?</p>  <p>Bananas.</p>	<p>6</p> <p>Where do they live?</p> <p>In the tree.</p> 

2 Listen and number.



3 Find and write.




1. _____s eat meat.
2. A fish lives in a _____.
3. _____ eat grass.
4. _____s eat bananas.
5. A _____ lives in a forest.
6. A cow lives on a _____.

4 Look, read and tick.




- There are eight monkeys.
- There are five monkeys.



- Pandas eat fish.
- Cats eat fish.






















- A bird lives in a tree.
- A bird lives in a river.



- Its nose is long.
- Its tail is long.

5 How am I doing?

	Listening 	Speaking 	Reading 	Writing 	Total stars 	
At school 						
At home 						
I am...	 A 10~12 ★			 B 7~9 ★		 C 1~6 ★

UNIT 3

Lessons 13~18

Food and Meals



Lesson 13 I'm Hungry!

1 Let's eat!



table



food





eat



drink

2 I'm hungry! I'm thirsty!

<p>1</p>  <p>I'm hungry! I want to eat.</p>	<p>2</p>  <p>I'm thirsty! I want to drink.</p>
--	--

3

Let's eat!



Mmm... This juice is good!



juice

3 Let's sing!


Eat and Drink

1=^bD $\frac{4}{4}$


1 3 5 \dot{i} | 6 \dot{i} 5 - | 4 5 3 1 |
I am hun- gry. Now I eat. Hun- gry, hun-gry,

2 5 5 - | 1 3 5 \dot{i} | 6 \dot{i} 5 - |
rice and meat. I am thirs-ty. Now I drink.

4 5 3 1 | 2 2 $\overbrace{1\ 7}$ | 1 - ||
Thirs-ty, thirs-ty, jui- ce and tea.



4 Let's do it!



- 2 What's on the table? Food.
- What's this? It's a table.
- I'm hungry. I want to eat.
- I'm thirsty. I want to drink.


Lesson 14 Would You Like Some Soup?

1 Are you hungry, Jenny?

Are you hungry, Jenny?

Yes! I'm very hungry.
What's this?

Dumplings.



noodles



dumplings



soup



rice


2 Let's chant!

Are you hungry?
Yes, I am.
Dumplings and noodles,
Yum! Yum! Yum!

Are you thirsty?
Yes, I am.
Tea and juice,
Please! Please! Please!



3 Yes, please. No, thanks.











4 Let's do it!




















Lesson 15 What's Your Favourite Food?

1 I like chicken.

<p>1</p>  <p>I like chicken.</p>	<p>2</p>  <p>I don't like fish.</p>	 <p>chicken</p>
<p>3</p>  <p>I like fruit.</p>	<p>4</p>  <p>I don't like vegetables.</p>	 <p>fish</p>
		 <p>fruit</p>
		 <p>vegetables</p>

2 Let's do it!







I like rice. I don't like noodles.

I like _____.

I don't like _____.

3 What's your favourite food?


<p>1</p> <p>I don't like meat.</p> 	<p>2</p> <p>Rice is okay.</p> 
<p>3</p> <p>I like dumplings. Dumplings are good.</p> 	<p>4</p> <p>My favourite food is noodles.</p> 

4 Let's play!

What's your favourite food?



My favourite food is noodles. What's your favourite food?

My favourite food is...



Lesson 16 Breakfast, Lunch and Dinner

1 Morning, afternoon or evening?



2 Breakfast, lunch or dinner?



In the morning, I have breakfast.
Then I go to school.



In the afternoon, I have lunch.
Then I go to school.



In the evening, I have dinner.
Then I read a book.

3 Let's sing!

It's Time for Lunch



1=C $\frac{2}{4}$

<u>0 5</u>	<u>#4 5</u>		<u>3[∨] 5</u>	<u>#4 5</u>		<u>3[∨] 3</u>	<u>#2 3</u>		<u>1[∨] 3</u>	<u>#2 3</u>	
It's	time for		lunch.	It's	time for	lunch.	I	want to	eat,	I	want to
<u>1[∨] 3</u>	<u>2 1</u>		<u>2[∨] 3</u>	<u>2 1</u>		<u>2[∨] 5</u>	<u>6 5</u>		<u>3[∨] 5</u>	<u>6 5</u>	
eat, dump-	lings and		rice, dump-	lings and		rice. A	special		treat!	A	special
<u>3[∨] 5</u>	<u>6 7</u>		<u>1̇ 5</u>		<u>4 3</u>		<u>6 -</u>		<u>6[∨] 6</u>	<u>7 6</u>	
treat!	It's	time for	lunch.	I	want	to	eat,		dump-	lings and	
<u>5 4</u>		<u>3 2</u>		<u>1 -</u>		<u>1</u>	<u>0</u>				
rice. A	spe-	cial	treat!								

Lesson 17 What's for Breakfast?


1 What's this?



milk

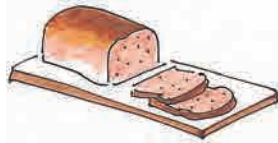


egg



bread

2 Let's chant!



Milk and bread, milk and bread.



Put your hands on your head.



Noodles and eggs, noodles and eggs.



Put your hands on your legs.







Chicken and rice, chicken and rice.



Put your hands on your eyes.

3 What's for breakfast?

1 I like noodles for breakfast. 	2 I like milk and bread for breakfast. 
3 I like chicken for breakfast. 	4 I like soup for breakfast. 

4 Letters and sounds

h

hungry



hand



w

worker



window



r

ruler



river



u

student



computer



Lesson 18 The Magic Stone



Story time

1 There is no food for dinner. I'm hungry. I'm sad.

Oh, no.

2 Magic stone, magic stone. I have a magic stone.

3 Little boy! What's a magic stone?

It makes soup.

4 May I use it?

Sure!

5 We have a magic stone. It makes soup.

Let's have a look.

6

I have some chicken.

I have some vegetables.

I have some fish and noodles.

Thank you.



7

The soup is ready. Let's eat!

Mmm, good!

I like it.



8

Hey! Little boy!
Your magic stone.

There is no magic stone. You are the magic. Good-bye!







★ **Talk and act**

- What makes the soup?
- Act out the story.







Again, Please!


1 Listen and talk.

<p>1</p> <p>Mum, what's for dinner? I'm hungry. I want to eat.</p> <p>Me too.</p> 	<p>2</p> <p>Would you like some rice?</p> <p>Yes, please.</p> <p>No, thanks.</p> 
<p>3</p> <p>Would you like some vegetables?</p> <p>Yes, please.</p> <p>No, thanks.</p> 	<p>4</p> <p>What would you like, Danny?</p> <p>I'd like some chicken.</p> 

2 Listen and circle.

<p>1</p> 	<p>2</p> 
<p>3</p> 	<p>4</p> 

3 Draw and write.



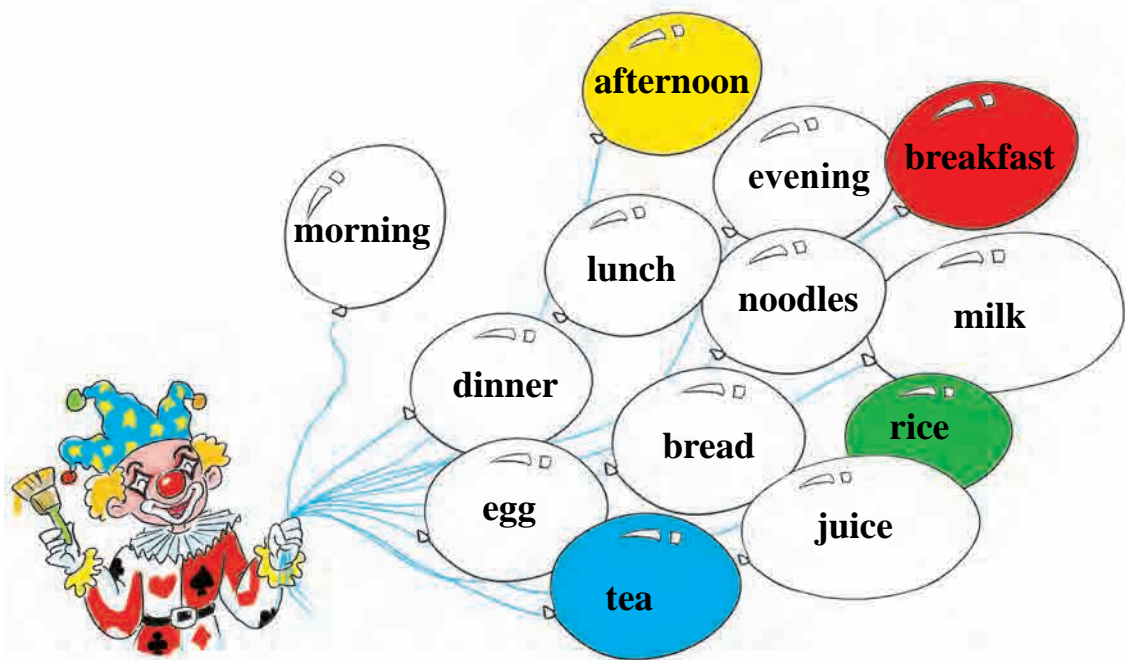
breakfast

lunch




















dinner

1. I like _____, _____ and _____ for breakfast.
2. I like _____, _____ and _____ for lunch.
3. I like _____, _____ and _____ for dinner.

4 Look and colour.



5 How am I doing?

	Listening 	Speaking 	Reading 	Writing 	Total stars 	
At school 						
At home 						
I am...	 A 10~12 ★			 B 7~9 ★		 C 1~6 ★

UNIT 4



Lessons 19~24

Food and Restaurants




Lesson 19 I Like Fruit!

1 What do you like?



2 Let's sing!

Delicious Food



1=C $\frac{2}{4}$

<u>1</u> <u>1</u>	<u>1</u> <u>1</u>	<u>3</u> <u>5</u>	<u>3</u> <u>1</u>	<u>5</u> <u>5</u>	<u>3</u> <u>1</u>
Pears and	apples,	on the	ta- ble.	Tea and	wa- ter,
<u>5</u> <u>5</u> <u>1</u>	<u>5</u> <u>5</u>	<u>3</u> <u>1</u>	<u>5</u> <u>5</u>	<u>5</u>	
soup and	meat,	dumplings,	I	like to	eat.
<u>5</u> <u>5</u> <u>3</u> <u>1</u>	<u>5</u> <u>5</u> <u>5</u>	<u>5</u>	<u>5</u> <u>5</u> <u>5</u>	<u>3</u> <u>1</u>	
Juice and	milk,	I like to	drink.	Chicken and	rice,
<u>5</u> <u>5</u> <u>5</u>	<u>1</u> <u>5</u>	<u>1</u> <u>5</u> <u>5</u>	<u>3</u> <u>2</u>	<u>1</u>	
I like	too.	Yummy,	yummy! De-	licious	food!



3 How many?

11




eleven
bananas

12



twelve
oranges

13



thirteen
pears

14




fourteen
apples

15




fifteen
watermelons

4 Let's play!



Lesson 20 Hamburgers and Hot Dogs

1 What would you like?



hamburger



hot dog



donut



ice cream


2 Let's chant!

What would you like?
What would you like?
A hamburger and a hot dog.
That's what I'd like.


What would you like?
What would you like?
A donut and some milk.
That's what I'd like.



3 You're welcome.



4 Let's play!



Lesson 21 In the Restaurant

1 How many?

16



sixteen
tables

17



seventeen
chairs

18



eighteen
hot dogs

19



nineteen
hamburgers

20




twenty
donuts

2 Let's play!



Eighteen!



3 What would you like?

1

I'd like some noodles.

What would you like?

I'd like some chicken and rice, please.

2

Would you like some tea, Jenny?

No, thanks. I'd like some water.

tea

water

4 Let's act!


Menu		
	chicken.....	¥12
	noodles.....	¥7
	fish.....	¥18
	milk.....	¥6
	juice.....	¥8
	dumplings.....	¥16
	rice.....	¥2

What would you like?

I'd like some dumplings.


Lesson 22 How Much Is It?

1 How much for one donut?



2 Let's act!

 ¥10	 ¥2	 ¥5	 ¥15	 ¥20
 ¥3	 ¥7	 ¥6	 ¥4	 ¥2



3 Let's sing!

Do You Know the Donut Man?







1=F $\frac{4}{4}$

$\dot{5}$ 1 1 . $\underline{2}$ | 3 1 1 . $\underline{7}$ |
 Do you know the do- nut man? The
 $\dot{6}$ 2 2 . $\underline{1}$ | $\dot{7}$ $\dot{5}$ $\dot{5}$ - |
 do- nut man, the do- nut man?
 $\dot{5}$ 1 1 . $\underline{2}$ | 3 1 1 . $\underline{1}$ |
 Do you know the do- nut man, who
 2 2 $\dot{5}$ $\dot{5}$ | 1 - - - ||
 lives a- cross the lane?





Lesson 23 How Much Are They?

1 How much are the apples?

<p>1</p> <p>Do you have any apples?</p> <p>Yes!</p> 	<p>2</p> <p>How much are they?</p> <p>Two yuan.</p> 
<p>3</p> <p>I'll take two, please.</p> 	<p>4</p> <p>How much are the oranges?</p> <p>One yuan.</p> 
<p>5</p> <p>I'll take three, please.</p> 	<p>6</p> <p>Thanks!</p> <p>You're welcome.</p> 

2 Let's act!

<p>1</p> <p>How much is a hot dog?</p> <p>Six yuan.</p> <p>I'll take three, please.</p> 	<p>2</p> <p>Two yuan.</p> <p>How much are the oranges?</p> <p>I'll take seven, please.</p> 
---	---

3 Letters and sounds

<p>c</p>	<p>rice</p> 	<p>juice</p> 
	<p>cold</p> 	<p>cow</p> 
<p>y</p>	<p>yellow</p> 	<p>yo-yo</p> 
	<p>cry</p> 	<p>fly</p> 

Lesson 24 A Little Monkey



Story time

1

I am hungry.

Me too.

2

Would you like some fruit?

Yes, please!

3

I'll get some fruit for you.

Hooray!




Thank you!

4

Wow! The apples look good. I'll get some.

5

Oh, oranges! I like oranges! I'll get some.








★ **Talk and act**

- What fruits does the little monkey get?
- Act out the story.




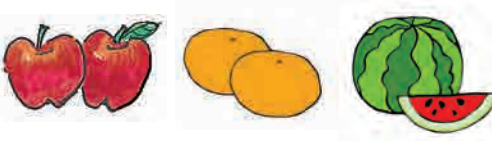


Again, Please!

1 Listen and talk.














<p>1</p> <p>Good morning! What would you like?</p>  <p>I'd like a hamburger, please.</p>	<p>2</p> <p>Would you like a hamburger?</p>  <p>No, thanks. I'd like three donuts.</p>
<p>3</p> <p>How much are they?</p>  <p>Twenty yuan.</p> 	<p>4</p> <p>Thanks!</p> <p>You're welcome.</p> 

2 Listen and circle.

<p>1</p> 	<p>2</p> 
<p>3</p> 	<p>4</p> 

3 Match, write and say.

Happy Restaurant

	Food	Fruit	Drink		
¥2 	hot dog	apple	water	¥2 	
¥5 				¥4 	
¥8 				¥5 	
¥6 				¥8 	
¥4 				¥3 	
¥12 				¥8 	¥18 

Word list:

ice cream	bread	hamburger	pear	banana
watermelon	orange	donut	water	apple
juice	hot dog	milk	tea	noodles

Would you like an apple?



No, thanks.



What would you like?




I'd like a hot dog. How much is it?

























Six yuan.

4 Read and match.



- a. You're welcome.
- b. How much is this pencil?
- c. Okay! I'll take three, please.

5 How am I doing?

	Listening 	Speaking 	Reading 	Writing 	Total stars 
At school 					
At home 					
I am...	 A 10~12 	 B 7~9 	 C 1~6 		

Words in Each Unit

(注：本表所列词汇要求学生听懂、会说、认读和书写)

Unit 1

farm 农场	(1)
farmer 农民	(1)
pig 猪	(1)
cow 母牛; 奶牛	(1)
sheep 羊; 绵羊	(1)
a(an) 一; 一个	(1)
cat 猫	(2)
dog 狗	(2)
duck 鸭	(2)
fish 鱼; 鱼肉	(3)
bird 鸟	(3)
animal 动物	(4)
horse 马	(4)
yes 是, 是的	(4)
no 不, 没有, 无	(4)
in 在……里面; 在里面	(5)
on 在……上面; 在……状态中	(5)
under 在……下面	(5)
box 盒子; 箱	(5)

Unit 2

zoo 动物园	(7)
panda 熊猫	(7)
monkey 猴子	(7)
elephant 大象	(7)
big 大的	(7)
small 小的; 少的	(7)
tiger 虎	(8)
bear 熊	(8)
long 长的	(8)
short 短的; 矮的	(8)
one 一	(9)
two 二	(9)
three 三	(9)
four 四	(9)
five 五	(9)
six 六	(9)
seven 七	(9)
eight 八	(9)
nine 九	(9)
ten 十	(9)
river 河	(10)
tree 树	(10)

grass 草, 青草 (10)

banana 香蕉 (11)

Unit 3

food 食物 (13)

eat 吃; 进餐 (13)

drink 喝 (13)

juice 果汁 (13)

I 我 (13)

soup 汤 (14)

noodle 面条 (14)

rice 米饭 (14)

chicken 鸡; 鸡肉 (15)

vegetable 蔬菜 (15)

fruit 水果 (15)

like 喜欢 (15)

good 好的 (16)

milk 牛奶 (17)

egg 鸡蛋 (17)

bread 面包 (17)

Unit 4

apple 苹果 (19)

orange 橙; 橘黄色; 橘黄色的 (19)

eleven 十一 (19)

twelve 十二 (19)

thirteen 十三 (19)

fourteen 十四 (19)

fifteen 十五 (19)

ice cream 冰淇淋 (20)

sixteen 十六 (21)

seventeen 十七 (21)

eighteen 十八 (21)

nineteen 十九 (21)

twenty 二十 (21)

please (用于客气地请求或吩咐)请; 请问 (23)

thanks 感谢; 谢谢 (23)

welcome 受欢迎的; 别客气 (23)



Vocabulary

(注: 黑体词为要求听懂、会说、认读和书写的词汇; 白体词为要求听懂、会说和认读的词汇; 标星号词为超标词)

A

a(an) 一; 一个	(1)
afternoon 下午	(16)
again 再; 又	(12)
am 是(用于 <i>I</i> 后)	(6)
and 和; 与; 又	(2)
animal 动物	(4)
any 若干, 一些(常用于疑问句和否定句)	(23)
apple 苹果	(19)
are 是(用于 <i>we, you, they</i> 及复数名词后)	(6)
at 在……; 朝……	(7)

B

bad 坏的	(12)
banana 香蕉	(11)
bear 熊	(8)
big 大的	(7)
bird 鸟	(3)
book 书	(16)

box 盒子; 箱	(5)
boy 男孩	(18)
bread 面包	(17)
breakfast 早餐	(16)
but 但是	(12)
bye-bye 再见; 再会	(24)

C

can 能, 会	(3)
cat 猫	(2)
chair 椅子	(21)
chicken 鸡; 鸡肉	(15)
clever 聪明的	(12)
cow 母牛; 奶牛	(1)

D

dad 爸爸(非正式用语)	(16)
dance 跳舞	(3)
dinner 晚餐; 主餐, 正餐	(16)
do 做, 干, 办(某事); (构成否定句、疑问句等的助动	

词)	(10)	food 食物	(13)
dog 狗	(2)	for 为……; 关于	(17)
* donut 面包圈	(20)	* forest 森林	(10)
drink 喝	(13)	four 四	(9)
duck 鸭	(2)	fourteen 十四	(19)
* dumpling 饺子	(14)	friend 朋友	(6)
		fruit 水果	(15)

E

ear 耳朵	(6)		
eat 吃; 进餐	(13)	get 取得, 拿来	(24)
egg 鸡蛋	(17)	go 走; 去	(16)
eight 八	(9)	good 好的	(16)
eighteen 十八	(21)	good-bye 再见; 再会	(18)
elephant 大象	(7)	grass 草, 青草	(10)
eleven 十一	(19)	great 好极的; 美妙的	(24)
evening 傍晚; 晚上	(16)		

F

farm 农场	(1)		
farmer 农民	(1)	* hamburger 汉堡包	(20)
* fat (身体)肥胖的	(7)	* happen 发生	(6)
favourite 最喜欢的; 特别喜 爱的人(或事物)	(15)	have 有; 吃; 进行(活动) (第三人称单数形式为 <i>has</i>)	(16)
fifteen 十五	(19)	he 他	(12)
fish 鱼; 鱼肉	(3)	hello 喂; 你好(表示问候等)	(3)
five 五	(9)	help 救命; 帮助	(6)
fly 飞; 放飞	(3)	* hey 嘿, 喂(用以唤起注意或	

G

H

表示惊讶或疑问)	(12)
hi 嗨; 你好(非正式用语 = <i>hello</i>)	(3)
horse 马	(4)
hot dog 热狗	(20)
how 怎样; 多少	(9)
hungry 饥饿的	(13)

I

I 我	(13)
ice cream 冰淇淋	(20)
in 在……里面; 在里面	(5)
is 是(用于 <i>he, she, it</i> 及单数 可数名词和不可数名词后)	(1)
it 它	(1)
its 它的	(8)

J

juice 果汁	(13)
jump 跳; 跃; 跳跃	(4)

L

leg 腿	(24)
let's 让我们……吧(尤用 于提议)	(13)
like 喜欢	(15)
little 小的; 少许的	(3)

live 居住; 生活	(10)
long 长的	(8)
look 看	(8)
lunch 午餐	(16)

M

* magic 有魔力的	(18)
make 制造; 做	(18)
many 许多的; 许多	(9)
* may 可以	(18)
me 我(宾格)	(12)
* meal 餐, 饭食	(13)
* meat 肉	(11)
milk 牛奶	(17)
monkey 猴子	(7)
morning 早上; 上午	(16)
Mr. 先生(用于男子姓或姓名 前的称呼)	(12)
much (与 <i>how</i> 连用以询问 数量)多少; 许多, 大量 (与不可数名词连用)	(22)
mum 妈妈(非正式用语)	(16)
my 我的	(6)

N

nice 好看的; 讨人喜欢的	(12)
night 晚上	(16)

nine 九	(9)		
nineteen 十九	(21)		R
no 不; 没有; 无	(4)	* rabbit 兔子	(4)
noodle 面条	(14)	read 读, 阅读	(16)
nose 鼻子	(8)	* ready 准备好(的)	(18)
not 不, 没有	(2)	* restaurant 饭店	(21)
now 现在	(12)	rice 米饭	(14)
		river 河	(10)
		run 跑	(4)
			S
* okay 行; 好(=OK)	(12)	sad 悲伤的	(18)
on 在……上面; 在…… 状态中	(5)	say 说, 讲	(5)
one 一	(9)	school (中、小)学校; 上学	(16)
or 或者; 还是	(7)	see 看见, 看到; 明白	(5)
orange 橙; 橘黄色; 橘黄 色的	(19)	seven 七	(9)
* out (从……里)出来	(6)	seventeen 十七	(21)
		sheep 羊; 绵羊	(1)
		short 短的; 矮的	(8)
		sing 唱; 唱歌	(3)
		six 六	(9)
		sixteen 十六	(21)
		small 小的; 少的	(7)
		* snake 蛇	(8)
		some 一些	(14)
		sorry 惭愧; 表示歉意	(24)
panda 熊猫	(7)		
* pear 梨	(19)		
pig 猪	(1)		
play 玩耍; 游戏	(24)		
please (用于客气地请求或吩 咐)请, 请问	(23)		
* pull 拉; 拖	(6)		

soup	汤	(14)
* stone	石; 石头	(18)
story	故事	(6)
* stuck	卡住的; 不能动弹的; (<i>stick</i> 的过去式和过去分词)	(6)
* sure	当然; 一定	(18)
swim	游泳	(3)

T

table	桌子	(13)
* tail	尾巴	(8)
take	拿; 带走	(22)
tea	茶	(21)
ten	十	(9)
thanks	感谢; 谢谢	(23)
the	这(那)个; 这(那)些 (指特定的人或物)	(1)
then	然后	(16)
there	在那儿; 往那边	(9)
they	他们; 她们; 它们	(10)
thin	瘦的	(7)
* thirsty	渴的	(13)
thirteen	十三	(19)
this	这; 这个	(1)
three	三	(9)
tiger	虎	(8)
time	时间	(6)

to	向……, 对……; (与动词原形一起构成不定式)	(12)
too	也; 太	(24)
tree	树	(10)
twelve	十二	(19)
twenty	二十	(21)
two	二	(9)

U

under	在……下面	(5)
use	使用; 运用	(18)

V

vegetable	蔬菜	(15)
very	很; 非常	(14)

W

want	想要	(12)
water	水	(21)
* watermelon	西瓜	(19)
we	我们	(6)
welcome	受欢迎的; 别客气	(23)
what	什么	(1)
where	在哪里	(5)
* will	会, 要(用以表示对未来事物的预料)	(12)
* wolf	狼	(8)

* would 要; 肯(表示喜欢、愿意)
(14)

you 你; 你们 (3)

your 你的; 你们的 (15)

Y

yes 是; 是的 (4)

Z

zoo 动物园 (7)

