



★ 义务教育教科书 ★

English
英语

三年级起点

四年级上册



接力出版社
Publishing House

全国百佳图书出版单位
Top 100 Publishing Houses in China

★义务教育教科书★

English 英语

三年级起点

四年级上册

主 编：刘文渊

副主编：张京生



Name (姓名) _____ Class (班级) _____ School (学校) _____



给同学们的话

同学们，你们好！欢迎进入新奇、有趣的英语世界。接下来你们会结识很多小朋友，他们将会陪伴你们在一系列生动的情景和丰富的活动中学习英语，体验用英语交流的乐趣。

学习英语不仅仅需要模仿和背诵，更重要的是掌握正确的学习方法。要有信心，敢于开口；要勇于表达，乐于交流；要勤于练习，学以致用。

同学们，相信你们在使用这套教科书进行学习的同时，不仅能够领略异域的风情和文化，而且能够感受英语学习的快乐与喜悦。我们更希望你们熟练掌握英语阅读和表达的能力，学有所用，将来成为对社会、对国家有用的人才。

在这新奇、有趣的英语世界里，同学们尽情遨游吧！

加油！你们是最棒的！

编者

Contents



- 1 Lesson 1 *Nice to meet you.*
- 4 Lesson 2 *What is it?*
- 7 Lesson 3 *Where is the cat?*
- 10 Lesson 4 *Put up your left hand.*
- 13 Lesson 5 *The park is on your left.*
- 16 Lesson 6 *I can see with my eyes.*
- 19 Lesson 7 *This is my family.*
- 22 Lesson 8 *What's the weather like?*
- 25 Revision 1
- 30 Lesson 9 *What day is it today?*





33 Lesson 10 What is he?

36 Lesson 11 Please give me a banana.

39 Lesson 12 It's a small flower.



42 Lesson 13 The dress is clean.

45 Lesson 14 Is the cat fat or thin?

48 Lesson 15 These are pigs.


51 Lesson 16 How many pupils can you see?

54 Revision 2

59 Your Picture Dictionary

61 词汇表 I (四年级上册)

65 词汇表 II (四年级上册)





Lesson 1

Nice to meet you.




Look, listen and say



Good morning, Ann.

Good morning, Bill.



Nice to meet you.


This is Mary.

Nice to meet you, too.





Listen and guess





Look and say



Good morning.



Good morning, Ann.



Goodbye.



Goodbye, Dad.



Good afternoon.



Good afternoon, Miss Li.



Hello. My name is Mary.

Nice to meet you.



Check and tick



I know these words:

- nice
- name
- meet
- afternoon
- too

I can greet and introduce people with:

- Nice to meet you.
- You are John.
- This is Mary.
- My name is Mary.
- I am Peter.
- Good afternoon.



Lesson 2

What is it?



Look, listen and say



the sun



a plane



an umbrella



a light

the moon

a star




Ask and answer



What is it?



It's a cat.





Look, listen and repeat

What is it?

No. It's a hat.



It's a cat.

It's a dog.



What is it?

No. It's a bag.

What is it?

No. It's an eraser.



It's a fish.



Check and tick

I know these words:

- sun
- umbrella
- plane
- light
- moon

I can talk about **things** and **animals** with:

- What is it?
- It's a cat.
- It's an eraser.



Lesson 3

Where is the cat?



Look, listen and say



Where is the cat?

Is it behind the schoolbag?

No, it isn't.

Yes, it is.

Is it in the schoolbag?





Look, listen and act



This is a ball.
This is a cup.



Here are three cups.



Put the ball under a cup.



Move the cups like this.

Is it under the red cup?

No, it isn't.



Is it under the yellow cup?

No, it isn't.



It's under the table.



Ask and answer



Where is the dog?

It is under the table.



Check and tick



I know these words:

- behind
- schoolbag

I can talk about **positions** with:

- Where is the cat?
- Is it behind the schoolbag?
- Yes, it is./No, it isn't.
- It is under the table.



Lesson 4

Put up your left hand.



Look, listen and say



Put up your left hand.



Put your right hand on your head.



Please go out, Tom.



Now, please come in, Tom.



Look at the clock.



Now, look at the blackboard.



Look, listen and do



Touch your left leg.

Put your left hand on your right ear.

Put your right hand on your head.

Put your left hand down.



Look, listen and act



Tom, please go out.




Ann, you are the leader.



Walk round.



Please come in, Tom.



Are you the leader, John?



No, I'm not.

Are you the leader, Ann?



Yes, I am.



Listen and do



Simon says, "Stand up."




Simon says, "Sit down."
Simon says, "Put your right hand on your head."



Put your left hand on your head.

You're out, Tom.



Check and tick



I know these words:

- blackboard
- say

I can give instructions with:

- Put up your left hand.
- Put your right hand on your head.
- Please go out.
- Are you the leader?
- Yes, I am./No, I'm not.



Lesson 5

The park is on your left.



Look, listen and say



Excuse me. Where is the park?

Thank you.



Walk along Red Street. Turn right. The park is on your left.



Green Street



Yellow Street

Red Street



You are here.





Look, listen and act



Go to the door.
Stop!



Turn left.



Walk to the
blackboard.
Stop!



Turn round.
Come here.
Thank you.





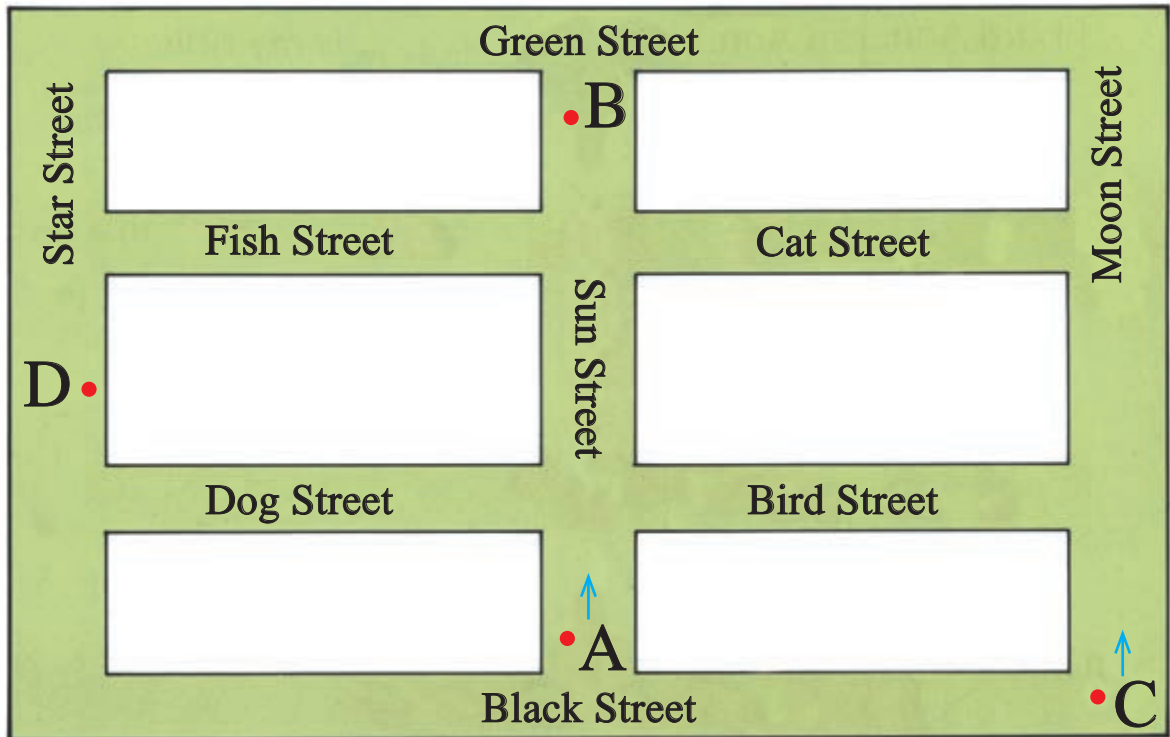
Read, find and draw



How do you get to D from A?

Walk along Sun Street. Turn left. I'm in Dog Street.

Walk along Dog Street. Turn right. I'm at D now.



How do you get to B from C?



Check and tick



I know these words:

- park
- street
- turn
- school
- hospital

I can ask for and give directions with:

- Excuse me.
- Where is the park?
- The park is on your left.
- Turn right/left/round.



Lesson 6


I can see with my eyes.



Look, listen and say



Parts of the Body





Listen and draw



1

Draw a nose on the dog.



2

Go right.



3

Go left.



4

Down.



5

That's right. Now draw a nose on the dog.





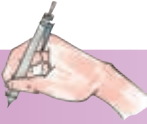
Look and say



I can see with my eyes.



I can eat with my mouth.



I can listen with my ears.



I can write with my hand.



I can walk with my feet.



Sing a song



Head and Shoulders

1=D $\frac{2}{4}$

Anonymous

5. 6 5 4 | 3 4 5 | 2 3 4 |

Head and shoulders, knees and toes. Knees and toes,

3 4 5 | 5. 6 5 4 | 3 4 5 |

knees and toes. Head and shoulders, knees and toes.

2 5 | 3 3 1 :||

Eyes, ears, mouth and nose.



Check and tick



I know these words:

- with
- body
- these
- feet
- right
- eat
- listen
- write

I can talk about parts of the body with:

- This is my nose.
- These are my eyes.
- These are my feet.
- Go right/left.
- That's right.
- I can see with my eyes.



Lesson 7

This is my family.



Look, listen and say



This is my family.

This is my father, Mr Smith.

This is my mother, Mrs Smith.

This is my sister, Sally.

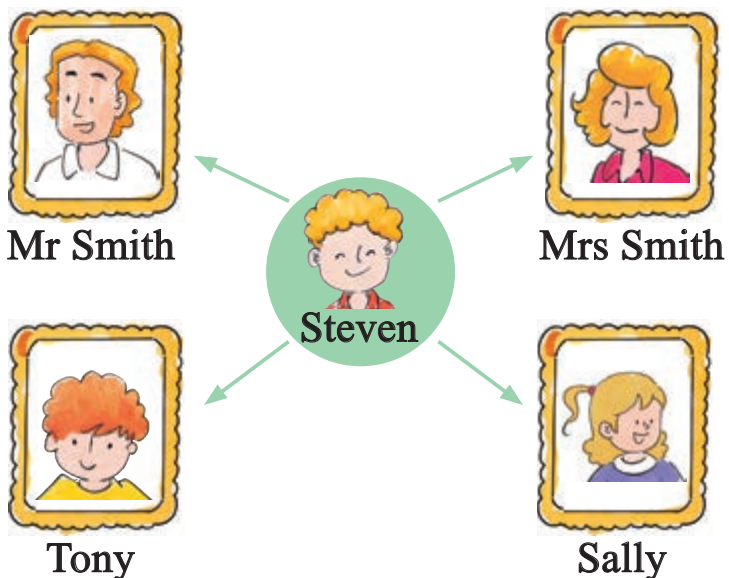
This is my brother, Tony.

This is me, Steven.





Ask and answer



Who's Steven's mother, John?



His mother is Mrs Smith.



Who's his father?

Who's his brother?

Who's his sister?

His brother is Tony.

His father is Mr Smith.

His sister is Sally.



Read and say



Welcome to my family.
This is my father. He's tall. He's a doctor. This is my mother. She's short. She's a teacher. She likes her pupils.



Sing a song



Where is Mummy?

Anonymous

1=E $\frac{2}{4}$

1	2		3	1		1	2		3	1		
<i>Where is</i>			<i>Mum - my?</i>			<i>Where is</i>			<i>Mum - my?</i>			
3	4		5	—		3	4		5	—		
<i>Here I</i>			<i>am.</i>			<i>Here I</i>			<i>am.</i>			
<u>5</u>	<u>6</u>	<u>5</u>	<u>4</u>		3	1		<u>5</u>	<u>6</u>	<u>5</u>	<u>4</u>	
<i>Hug and kiss me,</i>			<i>Mum - my.</i>			<i>Hug and kiss me,</i>			<i>Mum - my.</i>			
2	5		1	—		2	5		1	—	:	
<i>I love</i>			<i>you.</i>			<i>I love</i>			<i>you.</i>			



Check and tick

I know these words:

- | | |
|----------------------------------|----------------------------------|
| <input type="checkbox"/> family | <input type="checkbox"/> his |
| <input type="checkbox"/> father | <input type="checkbox"/> welcome |
| <input type="checkbox"/> mother | <input type="checkbox"/> like |
| <input type="checkbox"/> sister | <input type="checkbox"/> her |
| <input type="checkbox"/> brother | |

I can describe family members with:

- Who's Steven's mother?
- His mother is Mrs Smith.
- She likes her pupils.



Lesson 8

What's the weather like?



Look, listen and say



sun



It's sunny today.



cloud



It's cloudy today.



wind



It's windy today.



rain



It's rainy today.

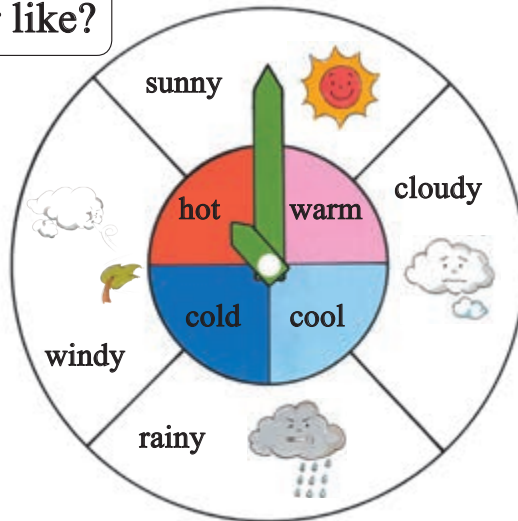


Ask and answer

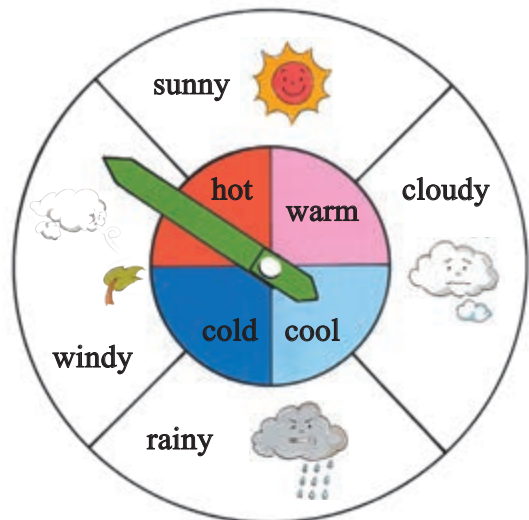
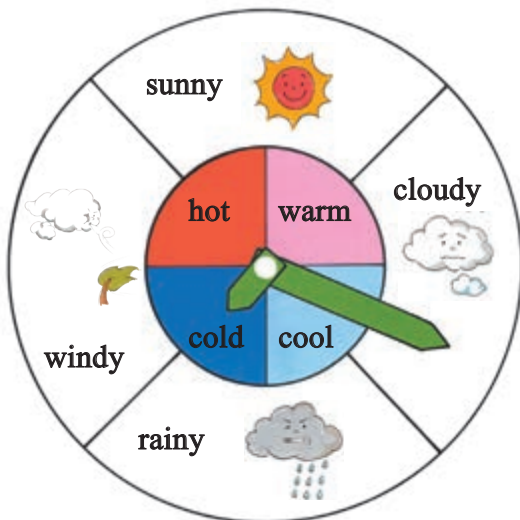


hot	warm	cool	cold

What's the weather like?



It is sunny and hot.





Read and say ▶



It's rainy and cool.



It's windy and cold.



It's sunny and hot.
I can wear my dress.



It's warm and cloudy.
I can wear my shirt.



Sing a song ▶

Rain, rain, go away.

1=E $\frac{2}{4}$

Anonymous

3	3		<u>2</u>	<u>1</u>	1		<u>2</u>	<u>3</u>	<u>4</u>	<u>5</u>		<u>5</u>	<u>4</u>	4	
Rain,	rain,		go	a -	way.		Come	a -	gain	anoth-	er		day.		
4	4		<u>3</u>	<u>2</u>	2		<u>7</u>	<u>7</u>	<u>6</u>	<u>7</u>		<u>2</u>	<u>1</u>	1	:
Rain,	rain,		go	a -	way.		Tommy	and	I				want	to	play.



Check and tick ▶

I know these words:

- | | |
|----------------------------------|--------------------------------|
| <input type="checkbox"/> weather | <input type="checkbox"/> warm |
| <input type="checkbox"/> sunny | <input type="checkbox"/> cool |
| <input type="checkbox"/> cloudy | <input type="checkbox"/> wear |
| <input type="checkbox"/> windy | <input type="checkbox"/> shirt |
| <input type="checkbox"/> rain | |

I can talk about the weather with:

- What's the weather like?
- It is sunny and hot.
- I can wear my dress.



Revision 1



Look, listen and choose



It's an ice cream.



The cat is under the chair.



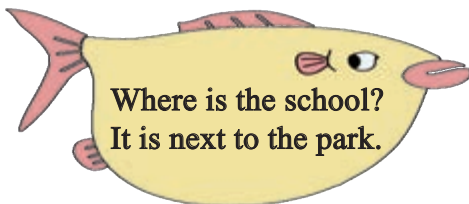
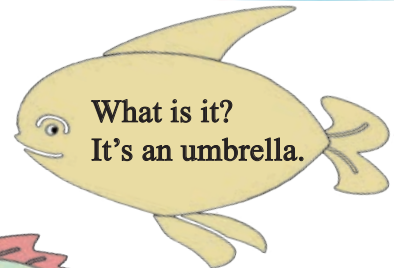

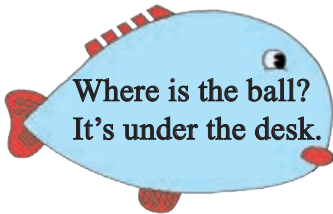
Put up your left hand.



These are apples.

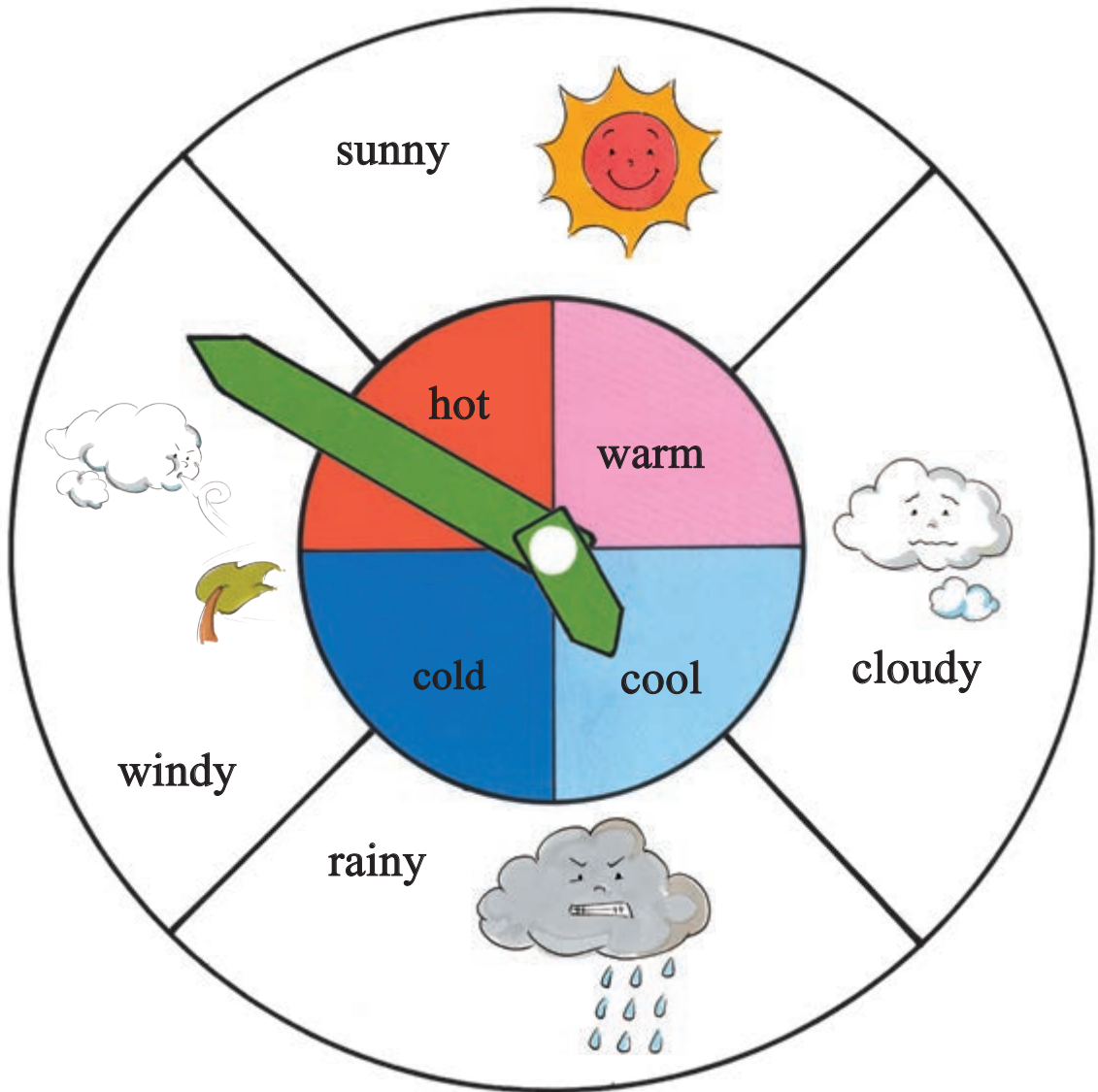


Ask and answer





Look and say



What's the weather like?



It's windy and cool.





Look, find and group

red

eyes

cloudy

rainy

sunny

windy

yellow



windy

father

black

rainy

six

eight

mother

mouth

brown

blue

sunny

five

ears

nose

white

brother

nine

sister


arms

seven



Where is the egg?

Tom, can you make a sentence with “egg”?



Yes, Miss Li. I eat two cup cakes and drink some apple juice every morning.



But where is the “egg”?



In the cakes.





Listen and do



Touch your face.

OK.



Put your right hand on your head.



Put your left hand on your nose.

Look! I can do it.



Check and tick



I know this word:

do

I can talk about **abilities** with:

I can do it.



Lesson 9

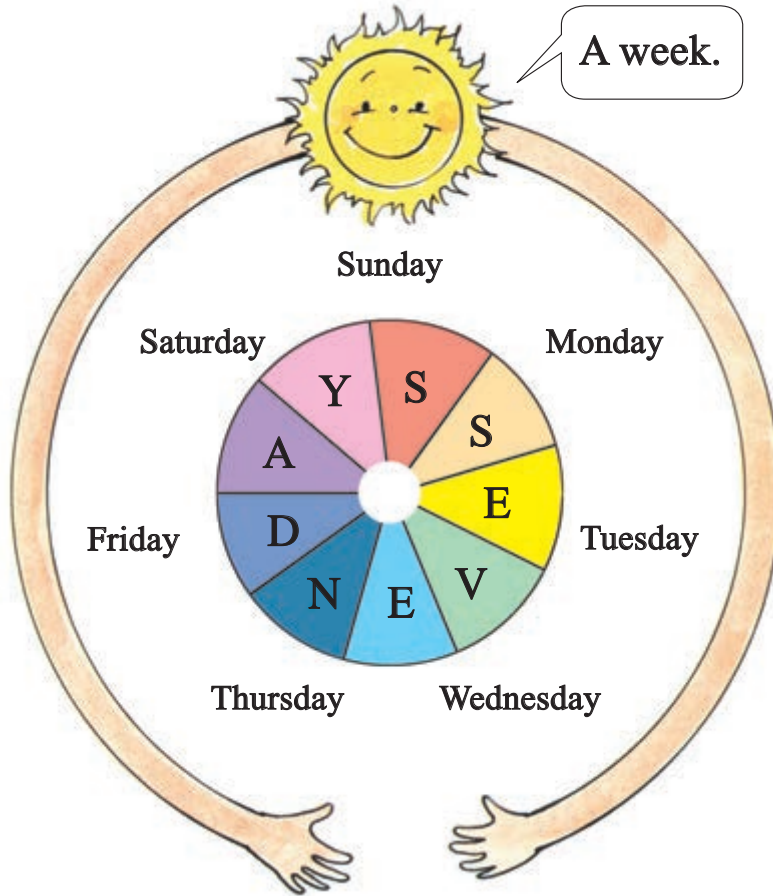
What day is it today?



Look, listen and say



A week.



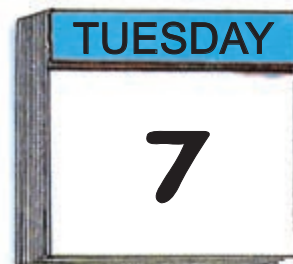
A: What day is it today?

B: It is Monday.



A: What day is it tomorrow?

B: It is Tuesday.





Ask and answer



A: What day is it today?

B: It's Wednesday.

A: What day is it tomorrow?

B: It's Thursday.



What day is it today?



It's Friday.



What day is it tomorrow?



It's Saturday.





Look, ask and answer



What's the weather like on Sunday?



It's hot and dry.



	hot	cold	wet	dry	warm	cool
Sunday	✓			✓		
Monday						
Tuesday						
Wednesday						
Thursday						
Friday						
Saturday						



Check and tick



I know these words:

- day
- week
- tomorrow

I can talk about the days of the week with:

- What day is it today?
- It is Monday.
- What day is it tomorrow?
- It is Tuesday.



Lesson 10

What is he?



Look, listen and say



A: Who is he?

B: He is Mr Wang.

A: What is he?

B: He is a farmer.



Miss Brown/nurse



Mr Zhang/worker



Mr White/doctor



Miss Chen/taxi driver



Miss Li/teacher



Miss Smith/singer




Ask and answer



Who has this?

Miss Chen. She is a taxi driver.






Look, listen and act



Please go out, Tom.



Ann, come here.
You are a doctor.



Tom, what is she?



Is she a worker?



No, she isn't.



Is she a doctor?



Yes, she is.



Check and tick



I know this word:

worker

I can talk about **people's jobs** with:

- What is he?
- He is a farmer.
- Who has this?
- Is she a worker?
- Yes, she is./No, she isn't.



Lesson 11

Please give me a banana.



Look, listen and say



Please give me a banana.

OK!



Please give me some milk.

OK!



Please give me a cake.

Here you are.

Thank you!




I'm full. Let's play.

Great!





Look and say



Mum, give me an apple, please.



John, pass me the ball.





Look, listen and play

Please give me a ball.

Here you are.



Please give me a ship.

Here you are.



Check and tick

I know these words:

- give
- milk
- let
- great

I can make requests with:

- Please give me a banana.
- Please give me some milk.
- Show me your book, please.
- Pass me the ball.



Lesson 12

It's a small flower.



Look, listen and say



It's a small flower.



It's a big flower.



She's a short girl.



She's a tall girl.



He's an old doctor.



He's a young doctor.



It's a dirty dress.



It's a clean dress.



Look and say



Look, it's a fat dog.



a big plane



a small plane



a clean shirt



a dirty shirt



a tall tree



a short tree



Look, listen and read



*Christmas is coming.
The goose is very fat.
Please put a penny
in the man's hat.*



*Christmas is coming.
And I am very thin.
Please put some money
in my little tin.*



Check and tick

I know these words:

- flower
- young
- dirty
- clean
- thin

I can describe people and things with:

- It's a small flower.
- She's a short girl.
- He's an old doctor.



Lesson 13

The dress is clean.



Look, listen and say



light green



dark green



light blue


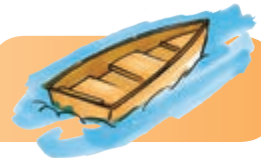


dark blue



The shirt is clean. It's light blue.

The boat is small. It's brown.



The grass is short. It's dark green.



Look and guess



What colour is yellow and blue?

It's green.





Look and say



The dress is clean.
It's dark yellow.



shirt
clean/light blue



skirt
dirty/dark blue



car
small/light yellow



bus
big/dark yellow



Ask and answer



What colour is the tree?



It's green.



Sing a song



The Leaves

1=E $\frac{2}{4}$

Anonymous

0 5 | 1 1 | 1 0 2 | 3 3 | 3 0 |

The leaves are green. The leaves are brown.

5 5 6 | 5 3 1 2 | 3 3 2 2 | 1 :||

Whee, whee, whee, whee. The leaves are on the ground.



Check and tick



I know these words:

- light
- boat
- grass
- skirt

I can talk about colours with:

- The shirt is clean.
- It's light blue.



Lesson 14

Is the cat fat or thin?



Look, listen and say



Is the cat fat or thin?



It's fat.



A: Is the boy hungry or thirsty?
B: He's thirsty.



A: Is the girl tall or short?
B: She's tall.



A: Is the water hot or cold?
B: It's cold.



Ask and answer



Is it a radio or a TV?



It's a TV.



tree/flower



dress/skirt



picture/book



hat/cat



ship/boat



bus/taxi



Look, listen and fill



Is it a pen or a pencil?



It's a pen.



A: Is it a cup or a bowl?

B: _____.

A: Is it green or blue?

B: _____.



A: Is it a kite or a bird?

B: _____.

A: Is it brown or red?

B: _____.



Check and tick



I know these words:

- or
- TV
- picture

I can make choices with:

- Is the cat fat or thin?
- It's fat.
- Is the boy hungry or thirsty?
- He's thirsty.
- Is it a radio or a TV?
- It's a TV.



Lesson 15

These are pigs.



Look, listen and say




This is a cat.

That is a tiger.



Those are elephants.

These are pigs.





Look, listen and practise



These are blue balloons.



Those are red balloons.



These are forks.



Those are spoons.



What are those?



They are birds.





Ask and answer



Are these socks or shoes?



They are shoes.



A: Are these forks or spoons?

B: _____.



A: Are these oranges or apples?

B: _____.



A: Are these buses or trains?

B: _____.



Check and tick



I know these words:

- pig
- that
- tiger
- those
- sock

I can talk about **things and animals** with:

- This is a cat.
- That is a tiger.
- These are pigs.
- Those are elephants.
- What are those?
- They are birds.
- Are these socks or shoes?
- They are shoes.



Lesson 16

How many pupils can you see?



Look, listen and say



1	one	6	six	11	eleven	16	sixteen
2	two	7	seven	12	twelve	17	seventeen
3	three	8	eight	13	thirteen	18	eighteen
4	four	9	nine	14	fourteen	19	nineteen
5	five	10	ten	15	fifteen	20	twenty

How many pupils can you see?







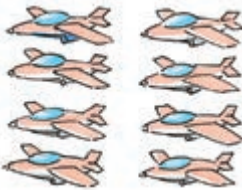









Ask and answer



How many books can you see?

I can see five.



 books	 stars	 planes	 boats
 umbrellas	 boxes	 cars	 trees
 birds	 forks		
 flowers	 balloons		



Read and act



A: What's four and two?

B: It's six.



A: What's five and four?

B: It's nine.



$8 + 7 =$

$9 + 8 =$

$6 + 5 =$

$11 + 5 =$

$9 + 4 =$

$11 + 3 =$



Check and tick



I know these words:

- | | |
|-----------------------------------|------------------------------------|
| <input type="checkbox"/> eleven | <input type="checkbox"/> sixteen |
| <input type="checkbox"/> twelve | <input type="checkbox"/> seventeen |
| <input type="checkbox"/> thirteen | <input type="checkbox"/> eighteen |
| <input type="checkbox"/> fourteen | <input type="checkbox"/> nineteen |
| <input type="checkbox"/> fifteen | <input type="checkbox"/> twenty |

I can tell the number of things with:

- How many books can you see?
- I can see five.
- What's four and two?
- It's six.



Revision 2



Look, listen and say



This is for you.

What's this?



It's a picture.

How nice!
Thank you.



These are yellow balloons.

Those are red balloons.



Please give me a cake.

Here you are.

Thank you.





Look and say ▶

It is Monday today. What day is it tomorrow?



What's four and six?



Excuse me. Where is the hospital?



What's your father?





Read and guess

A	B	C	D	E	F	G	H	I	J	K	L	M
1	2	3	4	5	6	7	8	9	10	11	12	13

N	O	P	Q	R	S	T	U	V	W	X	Y	Z
14	15	16	17	18	19	20	21	22	23	24	25	26

I can write:

23	8	5	18	5		9	19		20	15	13						
W	H	E	R	E		I	S		T	O	M	?					



What are these?

20	8	1	14	11		25	15	21									
----	---	---	----	----	--	----	----	----	--	--	--	--	--	--	--	--	--

8	15	23		15	12	4		1	18	5		25	15	21			
---	----	----	--	----	----	---	--	---	----	---	--	----	----	----	--	--	--

9		1	13		20	8	9	18	19	20	25						
---	--	---	----	--	----	---	---	----	----	----	----	--	--	--	--	--	--

3	1	14		9		8	1	22	5		1		4	18	9	14	11
---	---	----	--	---	--	---	---	----	---	--	---	--	---	----	---	----	----

What is this?

I C A N S E E M A R Y.

--	--	--	--	--	--	--	--	--	--	--	--	--	--	--	--	--	--



We can help.



On Saturday morning,
we help our father.



On Saturday afternoon,
we help our mother.



On Sunday morning,
we help our brother.



On Sunday afternoon, we
go to the park and fly kites.



We help our dog, too.





Ask and answer



Who is the winner?



What's the weather like?



What is she?



What day is it today?



Is the cat under the box?



Who's Tony's father?



Is the cup red or yellow?



Are these flowers or trees?



How many stars can you see?



Check and tick























I know these words:

- for
- help


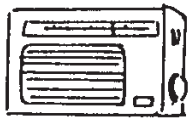












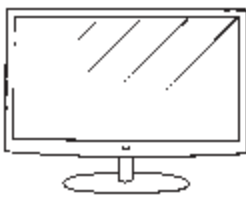




I can make offers with:

- This is for you.

Your Picture Dictionary

1  afternoon	2  balloon	3  blackboard	4  boat
5  bowl	6  cloud	7  cup	8  father
9  flower	10  fork	11  grass	12  hospital
13  light	14  listen	15  milk	16  moon
17  mother	18  park	19  picture	20  pig



21  plane	22  radio	23  rain	24  school
25  schoolbag	26  shirt	27  singer	28  sister
29  skirt	30  sock	31  spoon	32  street
33  sun	34  tiger	35  TV	36  umbrella
37  weather	38  worker	39  write	

词汇表 I (四年级上册)



Lesson 1

nice	好的; 令人愉快的
meet	遇见
too	也
name	名字
afternoon	下午

say	说
out	(从……里) 出来; 出局
leader	领导者, 指挥者
round	旋转, 环绕; 圆的



Lesson 2

sun	太阳
umbrella	伞
plane	飞机
light	灯
moon	月亮
hat	帽子
eraser	橡皮



Lesson 5

park	公园
street	街道
turn	转动
school	学校
hospital	医院
along	沿着



Lesson 3

behind	在……后面
schoolbag	书包
cup	杯子
move	移动



Lesson 6

with	用
body	身体
these	这些
feet	脚 (foot的复数 形式)
right	正确的; 右边的
eat	吃
listen	听
write	写
part	部位



Lesson 4

blackboard	黑板
------------	----



Lesson 7

family	家, 家庭
father	父亲
mother	母亲
sister	姐姐, 妹妹
brother	哥哥, 弟弟
his	他的
welcome	欢迎
like	喜欢
her	她的



Lesson 8

weather	天气
sunny	晴朗的
cloudy	多云的
windy	多风的
rain	雨
warm	暖和的
cool	凉爽的
wear	穿
shirt	衬衫
cloud	云
wind	风
rainy	下雨的



Revision 1

do	做, 干
sentence	句子



Lesson 9

day	一天
week	周, 星期
tomorrow	明天
wet	湿的, 潮湿的
dry	干燥的



Lesson 10

worker	工人
singer	歌唱家



Lesson 11

give	给
milk	牛奶
let	让, 允许
great	很好的
full	吃饱; 饱的
pass	传递



Lesson 12

flower	花
young	年轻的
dirty	脏的
clean	干净的
thin	瘦的
fat	肥胖的



Lesson 13

light	浅色的
boat	小船
grass	草
skirt	短裙
dark	深色的



Lesson 14

or	或者
TV	电视机
picture	图画, 照片
thirsty	口渴的
radio	收音机
bowl	碗



Lesson 15

pig	猪
that	那
tiger	老虎
those	那些
sock	短袜
balloon	气球
fork	叉
spoon	匙, 调羹



Lesson 16

win	赢, 获胜
-----	-------

eleven	十一
twelve	十二
thirteen	十三
fourteen	十四
fifteen	十五
sixteen	十六
seventeen	十七
eighteen	十八
nineteen	十九
twenty	二十



Revision 2

for	为, 给
help	帮助, 援助

附:

Sunday	星期日
Monday	星期一
Tuesday	星期二
Wednesday	星期三
Thursday	星期四
Friday	星期五
Saturday	星期六
one	一
two	二
three	三
four	四
five	五
six	六
seven	七
eight	八
nine	九
ten	十



nice to meet you	很高兴见到你
good afternoon	下午好
go out	走出去
look at	看
walk round	转圈走
excuse me	打扰，对不起
turn left (right)	左转（右转）
thank you	谢谢你
turn round	转身
that's right	正确，对了
this is for you	这是给你的
how nice	真漂亮

（注：标注为粗体的属于二级词汇，其他属于拓展词汇。）

词汇表 II (四年级上册)

A

afternoon	下午
along	沿着

B

balloon	气球
behind	在……后面
blackboard	黑板
boat	小船
body	身体
bowl	碗
brother	哥哥, 弟弟

C

clean	干净的
cloud	云
cloudy	多云的
cool	凉爽的
cup	杯子

D

dark	深色的
day	一天
dirty	脏的

do	做, 干
dry	干燥的

E

eat	吃
eighteen	十八
eleven	十一
eraser	橡皮

F

family	家, 家庭
fat	肥胖的
father	父亲
feet	脚 (foot的复数形式)
fifteen	十五
flower	花
for	为, 给
fork	叉
fourteen	十四
full	吃饱; 饱的

G

give	给
grass	草
great	很好的



H

hat	帽子
help	帮助, 援助
her	她的
his	他的
hospital	医院

O

or	或者
out	(从……里) 出来; 出局

L

leader	领导者, 指挥者
let	让, 允许
light	灯; 浅色的
like	喜欢
listen	听

P

park	公园
part	部位
pass	传递
picture	图画, 照片
pig	猪
plane	飞机

M

meet	遇见
milk	牛奶
moon	月亮
mother	母亲
move	移动

R

radio	收音机
rain	雨
rainy	下雨的
right	正确的; 右边的
round	旋转, 环绕; 圆的

N

name	名字
nice	好的; 令人愉快的
nineteen	十九

S

say	说
school	学校
schoolbag	书包
sentence	句子
seventeen	十七
shirt	衬衫

singer	歌唱家
sister	姐姐, 妹妹
sixteen	十六
skirt	短裙
sock	短袜
spoon	匙, 调羹
street	街道
sun	太阳
sunny	晴朗的

T

that	那
these	这些
thin	瘦的
thirsty	口渴的
thirteen	十三
those	那些
tiger	老虎
tomorrow	明天
too	也
turn	转动
TV	电视机
twelve	十二
twenty	二十

U

umbrella	伞
----------	---

W

warm	暖和的
wear	穿
weather	天气
week	周, 星期
welcome	欢迎
wet	湿的, 潮湿的
win	赢, 获胜
wind	风
windy	多风的
with	用
worker	工人
write	写

Y

young	年轻的
附:	
Sunday	星期日
Monday	星期一
Tuesday	星期二
Wednesday	星期三
Thursday	星期四
Friday	星期五
Saturday	星期六
one	一
two	二
three	三
four	四
five	五
six	六
seven	七



eight	八
nine	九
ten	十
excuse me	打扰，对不起
go out	走出去
good afternoon	下午好
how nice	真漂亮
look at	看
nice to meet you	很高兴见到你
thank you	谢谢你
that's right	正确，对了
this is for you	这是给你的
turn left (right)	左转（右转）
turn round	转身
walk round	转圈走

（注：标注为粗体的属于二级词汇，其他属于拓展词汇。）



后记

《义务教育教科书 英语》是根据教育部制定的《义务教育英语课程标准》由我国英语教学专家、特级英语教师合作编写的一套全新的小学英语教材，共八册，每学期一册。《义务教育教科书 英语》（四年级上册），供以小学三年级为起点开设英语的学校第二学年第一学期使用。

本套教材特别注重英语学科工具性和人文性的统一，强调“用英语做事情”的理念，贴近学生生活，培养学生综合运用英语的能力，有助于学生在学习过程中发展语言能力、思维能力和交流合作能力。

本套教材采用单课（Lesson）的编排方式，以话题为线索，以情景和对话为主要呈现形式，以学生兴趣为切入点，以活动为主要方式，注重语言结构和交际功能相结合，培养学生积极主动的学习习惯，在学习过程中领会和认识不同文化，促进学生的全面发展。

本册呈现83个二级基本词、27个拓展词，复现了三年级主要的语法和功能项目，出现了特殊疑问句和祈使句以及日常生活、家庭、天气、职业等话题和功能项目。每课专设“Check and tick”栏目作为本课语言学习的重点提示。

《义务教育教科书 英语》由主编刘文渊和副主编张京生主持修订工作。参与本册教科书修订工作的主要人员有王亚春、谢群，池艳春、李洪燕、荆靖也为本册教科书的修订做了一定的工作。同时修订工作还得到了国内有关专家的大力支持。

诚请专家、教师、家长、学生对本套教材提出宝贵意见，以便修改提高。

义务教育教科书

英语

三年级起点

四年级上册



责任编辑：胡庆嘉 沈婷

特邀编辑：傅大伟 张冬梅

美术编辑：甘源 粟龙斌

特邀美术编辑：杨玲 陈昊

武岩群

责任校对：潘健



绿色印刷产品

9 787544 846738



9 787544 846738

定价：4.75元

价格依据文件号：桂发改价格规〔2019〕1043号

接力出版社
Jielì Publishing House