



教育部审定

2013

义务教育教科书

英语

(三年级起点)

六年级

上册



人民教育出版社

义务教育教科书

英语

(精通)

(三年级起点)

六年级

上册

(中国)人民教育出版社 课程教材研究所
英语课程教材研究开发中心
(新加坡)泛太平洋教育出版有限公司

编著

人教版®

人民教育出版社

·北京·

Copyright © 2013 by People's Education Press Ltd. and Pan Pacific Educational Press Ltd.
No part of this publication may be reproduced or transmitted in any form or by any means,
without permission in writing from the publisher.

版权共有，未经出版社书面同意，任何人不得以任何形式或方式复制或转换本作品的任何部分。

主 编：郝建平 Chailee Dodds

副主编：李静纯 陈 力

主要编写人员：郝建平 李静纯 Heather Jones

Chailee Dodds 陈 力

责任编辑：马晓蕾

版式设计：新加坡泛太平洋教育出版有限公司

北京人教聚珍图文技术有限公司

插 图：何安冉（封面） 金葆工作室 Matthew Cole 严 峥

义务教育教科书 英语（三年级起点）六年级 上册

（中 国）人民教育出版社 课程教材研究所

英语课程教材研究开发中心 编著

（新加坡）泛太平洋教育出版有限公司

出 版 人民教育出版社

（北京市海淀区中关村南大街17号院1号楼 邮编：100081）

网 址 <http://www.pep.com.cn>

人 教 版[®]

版权所有·未经许可不得采用任何方式擅自复制或使本产品任何部分·违者必究

如发现内容质量问题，请登录中小学教材意见反馈平台：jcyjfk.pep.com.cn

如发现印、装质量问题，影响阅读，请与本社联系。电话：400-810-5788

致同学

A



亲爱的同学们：

你们好！这个学期你们就进入小学的最后一年啦！

新学年，朋友们又见面了，大家都很开心！Li Yan 还结识了新笔友 Lucy！同学们将在更加丰富真实的语言情景中运用已学知识，学习新知识，在快乐有趣的活动中，学会用英语做更多的事情。

本书六个单元将给大家介绍学校活动、兴趣爱好、生日聚会，月份、节日和四季等话题。为适应你们不断提升的英语水平，我们准备了更多的学习材料。每个单元的趣味百科（Fun Facts）知识面更宽、更广了。歌谣（Let's chant）部分增加了更多字母组合的说唱内容，帮助同学们感受英语的声音与节奏。趣味小故事（Fun story）一直陪伴着你们，Mimi 和 Micky 等着和你们一起开展新活动呢！在每个单元的最后，我们依然安排了语言知识要点（Language Focus），大家可以用它来检查自己的学习成果。

本书仍有两个快乐时光（Fun Time），这两个复习单元是温故而知新的好机会，你们将从中获得合作学习的新体验。在趣味阅读（Fun Reading）中，你们将会经历获取信息的真实过程。文化桥（Cultural link）栏目为大家介绍了不同国家午餐饮食的特点和南北半球的圣诞节等知识。

经过几年的学习，你们一定喜欢上英语了吧！做一个好学、勤学、善学、乐学的英语学习者并不难，只要你们认真学习，勤于运用，按计划、循序渐进地学习英语，你们就能够借助英语去了解外面更为广阔的世界。

为帮助同学们更好地学习，我们还准备了活动手册、录音带、单词卡片、光盘等辅助学习材料，你们可以根据自己的情况选择使用。

祝同学们在新学期的英语学习中取得更大的进步！

编者

2013年5月



D

E



Contents



Unit 1	I go to school at 8:00.	2
Unit 2	What's your hobby?	14
Unit 3	Would you like to come to my birthday party?	26
Fun Time 1		38
Unit 4	January is the first month.	44
Unit 5	July is the seventh month.	56
Unit 6	There are four seasons in a year.	68
Fun Time 2		80
Words in each unit		86
Vocabulary		89

WELCOME



TO ENGLISH





Lesson 1



Just read and talk



From: Lucy@mail.com
Send to: Liyan@mail.com.cn
Subject: Hello!

Dear Li Yan,

My name is Lucy White. I'm from London. I'm twelve. I'm in Primary Six. Now let me tell you about my daily life.

I get up at 7:30 in the morning. I have breakfast at 8:00. I go to school at 8:30. School begins at 9:00. We have seven subjects. They are English, maths, Chinese, science, PE, art and music. I have lunch at school at 11:45. School is over at 3:30 in the afternoon. I go home at 4:00. I have dinner at about 7:00 in the evening. After dinner, I watch TV for 30 minutes and do some reading. I go to bed at about 9:30. How about you and your family? Can you tell me by email?

Best wishes,
Lucy





Lesson 2

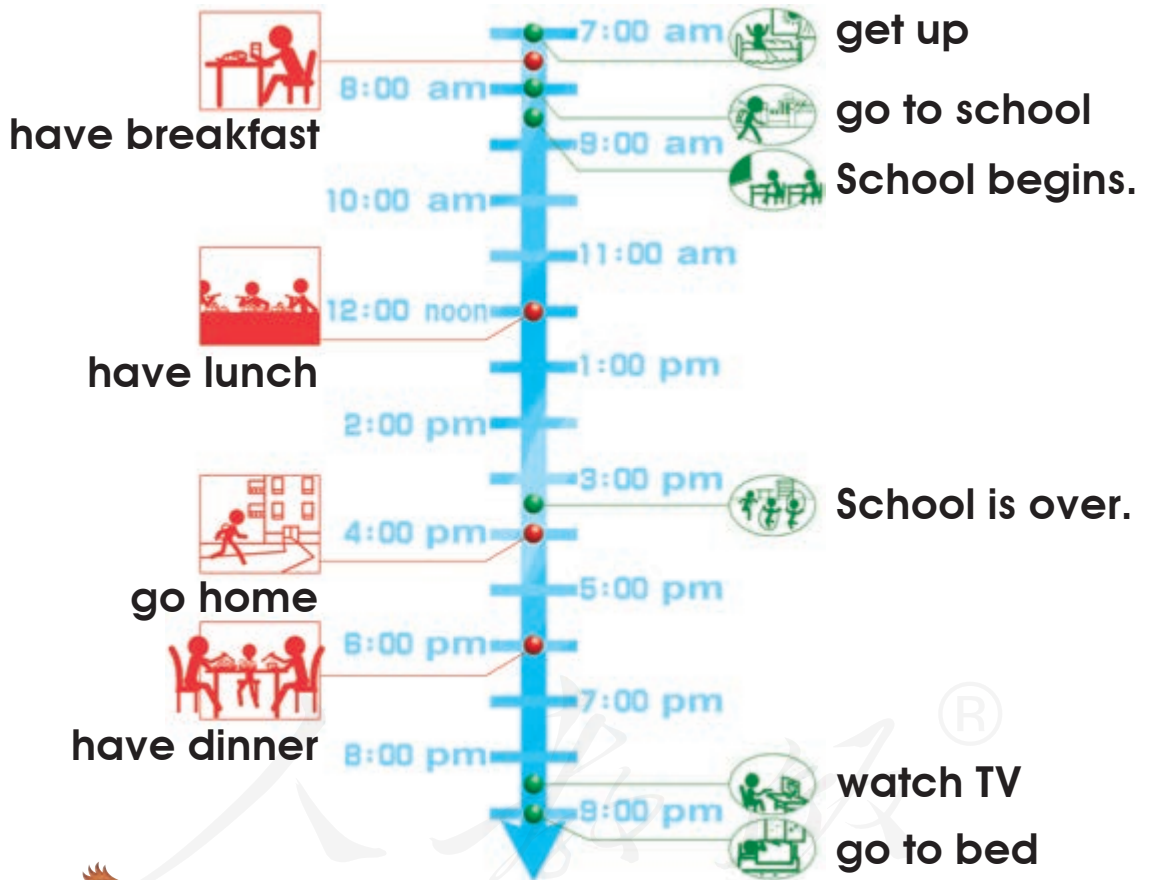


Just practise



I have breakfast at 7:30 in the morning.

I don't have breakfast at 7:00 in the morning.



Just write

have
breakfast
lunch
dinner

I have breakfast at 7:30.
I have lunch at 12:00.
I have dinner at 6:00.





Let's do a survey

I get up at 7:00 am.

I go to school at 8:00 am.



Names	Li Yan				
Activities					
get up	7:00				
have breakfast					
go to school					
have lunch					
go home					
do homework					
have dinner					
watch TV					
go to bed					



I have dinner at 6:30 pm.

I go to bed at 9:30 pm.




Let's chant

ea

The teacher teaches listening.
 But Jean likes speaking.
 The teacher teaches reading.
 But Jean likes writing.



Lesson 3



Just read and talk





Lesson 4



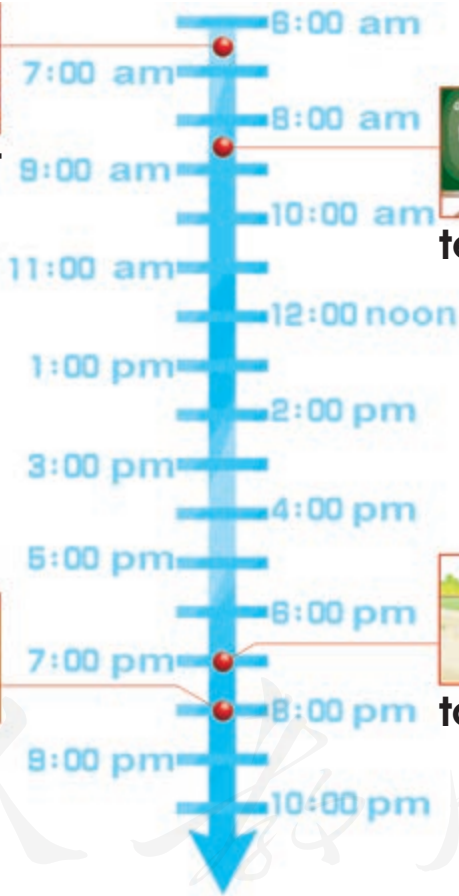
Just practise



She gets up at 6:00 in the morning.
 She doesn't get up at 6:30 in the morning.



cook breakfast



teach English



read stories



take a walk



Just write

walk every morning
 afternoon evening








Let's talk

Bring a few photos of your family or your friends.
Talk about them in groups.



My brother gets up
at 7:30 am.



Let's chant

ea

Ted has a headache.
What's for his breakfast?
Some bread is for Ted.
He wants a cake instead.



Lesson 5



Just read and talk



Kate: Hi, Peter! Tomorrow is Saturday. What do you do on Saturdays?

Peter: I often go and see a film with my parents. How about you?

Kate: I usually have piano lessons.

Peter: Is it difficult to play the piano?

Kate: Yes. But Zhou Pei always helps me.



Peter: Does she play the piano on Saturdays?

Kate: Yes, she practises it at home. But sometimes she helps her mum to do the housework.

Peter: Really?

Kate: Sure. We should learn from her!





Lesson 6



Just practise



What do you do on Saturdays?
I often go and see a film.

What does Kate do on Saturdays?
She usually plays the piano.



see a film



play the piano



clean the window



clean the door



clean the floor



Just write

often
see a film
clean the window
door/floor
easy
difficult

What do you do on Saturdays?
I often go and see a film.





Let's act

SCHOOL TV STAR TALK SHOW

What do you do on Sundays?

I often read stories.

Do you read stories on Sundays?

No, I don't. I often play the piano.



Let's chant



ee

I see a sheep,
Sitting on a jeep.
I know the sheep,
Is going to sleep.



Revision



Fun story



Read and act.



Dancing Cat is from London. Every morning, she starts to dance at 7:30.



Mimi eats a big lunch at 11:45. Dancing Cat doesn't eat lunch.



Mimi takes a walk in the evening. Dancing Cat is still dancing.



At 6:30, Micky comes to Mimi's house. They watch TV.



They always see Dancing Cat at the school. She dances day and night.



Dancing Cat and Micky dance at the party. Who is a good dancer?



Let's listen and number



A



B



Language Focus

I don't have breakfast at 7:00 in the morning.
 She gets up at 6:00 in the morning.
 She doesn't get up at 6:30 in the morning.
 What does Kate do on Saturdays?
 She usually plays the piano.

get up go to school
 School begins. School is over.
 go home go to bed cook breakfast
 teach English take a walk
 read stories play the piano

I have breakfast at 7:30.
 I have lunch at 12:00.
 I have dinner at 6:00.
 What do you do on Saturdays?
 I often go and see a film.

have breakfast lunch
 dinner walk every
 morning afternoon
 evening
 often see a film
 clean the window/door/floor
 easy difficult



Fun Facts



Reading for knowledge

Do you usually have lunch in school?

Children in New Zealand bring their own lunch to school. They have small lunch boxes. Ben is in a primary school in New Zealand. Let's look inside his lunch box. It is quite interesting. There is no hot food.

Children in China have their lunch in school or at home. They usually have rice, vegetables, some pork or chicken in their school lunch.

Children in England also have lunch in school. But some English children bring their own lunch boxes, too. Children in Australia usually bring lunch boxes to school. They often eat their lunch outside the classroom.

a cereal bar
a sandwich
popcorn
a cup of yogurt
an apple

Would you like this food for lunch?



Thinking tasks

- 1 What do children in New Zealand often have for lunch?
- 2 What do children in China usually have for their school lunch?
- 3 What do you usually have for lunch? Where do you have it?
- 4 Look at the pictures below. These children are having their lunch. Where do they come from? Australia, China or England?

Look Them Up



- usually
- inside
- outside
- ...



1) _____



2) _____



3) _____



Lesson 7



Just read and talk



Bob: Hi, Peter. I have a new toy car.

Peter: Can I have a look, please?

Bob: Sure! Open the box and see.

Peter: Wow! What a super car! Do you like toy cars?

Bob: Yes. I like collecting them. What's your hobby, Peter?

Peter: My hobby is collecting stamps.

Bob: How about you, Kate and Li Yan?

Kate: My hobby is collecting maps.

Li Yan: I like collecting picture cards. Look!

Bob & Peter: Oh! They're so colourful and beautiful!





Lesson 8



Just practise



What's your hobby?
My hobby is collecting maps.



collect toy cars



collect stamps



collect maps



collect picture cards



Just write

open		What's your hobby?
hobby		My hobby is collecting maps.
collect		
map		
box		
colour		



 **Let's talk**

What's your hobby?



My hobby is collecting stamps.



What's your hobby?



My hobby is reading.



 **Let's chant** 



There's a swimming pool,
 In my primary school.
 I like swimming in the pool.
 I think swimming is cool.



Lesson 9



Just read and talk



- Jim: Hi, Gao Wei! Do you want to look at my family photos?
Gao Wei: Sure! Wow! What's he doing?
Jim: My grandpa is fishing.
Gao Wei: Is that his hobby?
Jim: Yes. What's your grandpa's hobby?
Gao Wei: His hobby is planting flowers.



Jim: Look here at my grandma. Her hobby is drinking Chinese tea.

Gao Wei: That's great! What's your dad's hobby?

Jim: Look at this photo! His hobby is cooking.

Gao Wei: That's interesting! And what's your mum's hobby?

Jim: Her hobby is singing. In this photo, she's singing at her birthday party.

Gao Wei: That's wonderful!





Lesson 10



Just practise



What's your dad's hobby?
His hobby is planting flowers.

What's your grandpa's hobby?
His hobby is fishing.



go fishing



plant flowers



cook meals



Just write

dad
mum
plant flower
drink tea

What's your dad's hobby?
His hobby is planting flowers.





Let's do a survey

Name _____ Date _____

People	Hobbies
grandpa	
grandma	
father	
mother	
uncle	
aunt	
brother	
sister	
teacher	
friend	
you	

What's your father's hobby?



His hobby is reading.



My father's hobby is cooking.



My father's hobby is fishing.




Let's chant



Cook shows me a good book.
 The book is about a good cook.
 His hobby is collecting books.
 Look! Look! Have a look.



Lesson 11



Just read and talk





Yang Ming: What are you doing, Zhou Pei?

Zhou Pei: I'm making a doll. I'm interested in making dolls. How about you?

Yang Ming: I'm interested in playing computer games. What are you interested in, Lisa?

Lisa: I'm interested in taking photos.



Yang Ming: Really?

Lisa: Yes. I have two photos here. Look at this one!

Yang Ming: How cute! The kid is feeding the baby.

Lisa: Yes, the baby is hungry. He's crying.

Lisa: And now look at this photo. The baby is smiling.

Yang Ming: What a super kid! She takes good care of the baby.



Lesson 12



Just practise



What are you interested in?
I'm interested in taking photos.



play computer games

make dolls

take photos



Just write

take
kid
hungry

photo
baby
cry





Let's interview



Are you interested in making dolls?



No, I'm interested in playing computer games.

Name _____ Date _____

People	Hobbies/Interests

What's your father's hobby?



His hobby is taking photos.



Let's chant



oa

I see a small goat,
On a floating boat.
I see Old Noah,
Wearing a thick coat.



Revision



Fun story



Read and act.



The animals are talking about their hobbies.



Mimi says, "My hobby is fishing." But Micky says, "I don't like fishing."



The elephant says, "My hobby is playing basketball." But Micky says, "_____."



The bird says, "My hobby is singing." But Micky says, "_____."




The rabbit says, "My hobby is cooking." But Micky says, "_____."



The animals ask Micky, "_____?"



Let's listen and number



Language Focus

What's your grandpa's hobby?
His hobby is fishing.
What are you interested in?
I'm interested in taking photos.

collect toy cars collect stamps
collect picture cards go fishing
cook meals
play computer games make dolls

What's your hobby?
My hobby is collecting maps.
What's your dad's hobby?
His hobby is planting flowers.

open hobby collect map
box colour dad
mum plant flower
drink tea take photo kid
baby hungry cry

SKILLS: ● Listen ● Speak ● Read ● Write



Fun Facts



Reading for knowledge

Mr Kent is a science teacher. His hobby is bird-watching. Mr Kent wants people to care more about birds.

In a science lesson, Mr Kent takes his class to a big field. Birds are looking for food.

He asks his students, "What will birds eat in winter? Can birds find food to eat?"

Many birds fly to another place in winter. Chinese cranes

will fly from Heilongjiang to Jiangsu every winter. They fly together in small groups. They often fly at night.

Mr Kent's students are very interested in birds. In winter, his students give birds seeds to eat. They like bird-watching.



Look Them Up



- care
- crane
- another
- ...

Thinking tasks



There are only a few red-crowned cranes left in the world.



We do not often see this beautiful bird.



We can see this bird in many parks.

- 1 What is Mr Kent's hobby?
- 2 What does Mr Kent want to do?
- 3 Look at the birds above. Are they all Chinese birds?



Lesson 13

Just read and talk 

Lisa: Hi, Kate, Gao Wei and Peter.
Tomorrow is my birthday.
Would you like to come to my
birthday party?

Peter: Sure. I'd love to.

Lisa: What about you, Gao Wei?

Gao Wei: What time does your party
begin?

Lisa: It begins at about 5:30 after
school.

Gao Wei: That's good! I can come then.

Kate: Me, too. We can all celebrate
your birthday!

Lisa: Thanks! Here are my
invitation cards for all of you.

Peter, Kate & Gao Wei: Thanks! Goodbye! See you tomorrow!

Lisa: Bye-bye!





Lesson 14



Just practise



Would you like to come to my birthday party?
Sure. I'd love to.



invite your friends
to your party

celebrate your birthday
with your friends

give a birthday card
to your friend



Just write

time
after
then
me
bye


Would you like to come to my
birthday party?
Sure. I'd love to.
Goodbye!/Bye-bye!/Bye!





Let's make and act

Make an invitation card. Then give it to a friend. Don't forget to write your friend's name, and sign your name, too.



Please come to my party.
Here's a card for you!



Thank you!



Let's chant



OW

I like bows, you know.
I have a bow to show.
I hold the bow high and low.
To shoot a yellow arrow.



Lesson 15



Just read and talk



Mum: What kind of cake would you like, Lisa?

Lisa: I'd like a chocolate cake.

Mum: What shape would you like? How about this star-shaped cake?

Lisa: Well, Mum. I really like that heart-shaped cake.

Mum: That's wonderful! It can show our love for you.

Lisa: Thank you, Mum! It can also show my love for you and Dad.

Mum: Good girl!

Lisa: Mum, can I have some ice cream and some jelly, please?

Mum: Sure. And I'll get some candy and fruit pies for you, too.

Lisa: Thanks, Mum! I'll have a great birthday party.





Lesson 16



Just practise



What kind of cake would you like?
I'd like a heart-shaped cake.

Can I have some ice cream?
Sure.



star-shaped cake



heart-shaped cake



jelly



fruit pie



Just write

kind
ice cream
candy

Can I have some ice cream?
Sure.





Let's act



What kind of cake would you like?

I'd like a heart-shaped cake.



Yes, we'd like some ice cream and apple pies.

Can I help you?



Let's chant



OW

How is Howe?
Howe is powerful.
How are Howe's cows?
The cows are wonderful.



Lesson 17



Just read and talk



Kate, Gao Wei

& Peter: Happy birthday, Lisa!

Lisa: Thank you! Welcome to my birthday party.

Kate: Here's a teddy bear for you!

Gao Wei: I have a new storybook for you!

Peter: Look! Here are some chocolates for you!

Lisa: Thank you very much!

Mum: Shall we begin the party?

All: Yeah!

Mum: Let's light the candles and sing the birthday song.

All: OK!



All: Make a wish and blow out the candles, Lisa.

Lisa: All right. Let me make a wish!

All: And now cut the cake, Lisa!

Lisa: OK. Have a piece of cake, please!

All: Thank you!



Lesson 18



Just practise



Here's a birthday cake for you.

How do they celebrate the birthday?
First, they light the candles and then ...



light the candles



sing the birthday song



make a wish



blow out the candles



cut the cake



eat the cake



Just write

light

Here is a birthday cake for you.





Let's act and sing



Let's light the candles.



I want to have a computer.



Let me blow out the candles.



Here you are.

Thanks.



**Happy birthday to you.
Happy birthday to you.
Happy birthday, dear Arnold.
Happy birthday to you.**



Let's chant



oy

Roy is a little boy.
Troy gives him a little toy.
Roy looks at the toy with joy.
He has many games to enjoy.



Revision



Fun story



Read and act.



Micky's birthday is on Saturday. He is writing invitation cards for his friends.



Mimi reads the invitation card. She likes cake, jelly and ice cream at the party.



Micky asks the panda and the rabbit, "Will you come to my birthday party?"



Micky asks the elephant, "_____?"



The elephant says, "This Saturday is my birthday party, too. Let's celebrate it together."



So they have a big birthday party. How old are they? Do you know?



Let's listen and number



Language Focus

What kind of cake would you like?
I'd like a heart-shaped cake.
How do they celebrate the birthday?
First, they light the candles and then ...

invite your friends to your party
celebrate your birthday with your friends
give a birthday card to your friend
star-shaped cake
heart-shaped cake jelly
fruit pie light the candles
sing the birthday song
make a wish blow out the candles
cut the cake eat the cake

Would you like to come to my birthday party?
Sure. I'd love to.
Good bye! /Bye-bye! /Bye!
Can I have some ice cream?
Sure.
Here's a birthday cake for you.

time after then me bye
kind ice cream candy
light



Fun Facts



Reading for knowledge

David is celebrating his birthday today. His mother brings a birthday cake to his class. David is going to share the cake with his friends.

First, the teacher helps David to light the candles. Why do we put candles on a birthday cake?

Candles make our day bright and happy. The

candles also show our age. David's cake has eleven small candles, because he is eleven years old. For old people, one big candle shows ten years. Eight big candles will show that a person is eighty years old.

The children play games. Then, everyone sings the birthday song. David makes a wish. He blows out the candles. Everyone claps. He cuts the cake and gives each of his friends a piece of cake. Everyone is happy.



Thinking tasks

- 1 Why do people put candles on a birthday cake?
- 2 What does a big candle on a birthday cake show?
- 3 We celebrate a birthday to show time. Count the time and write it down.

Look Them Up



- share
- blow
- clap

...

Let's count time!

Write your answers here.

1. How old are you? Count the years.
2. How old are you? Count the months.
3. How old are you? Count the days.
4. How old are you? Count the hours.

Fun Time 1

Recycle 1



Let's check 

A. Listen to the story. Then listen again to number the pictures.



BILL'S HOBBIES



B. Read the sentences below. Listen to the story again and number the sentences.

- He likes to plant vegetables, too.
- He also enjoys playing hockey.
- Bill has many hobbies.
- He has many tomato and cucumber plants.
- Bill is good at football.
- He collects invitation cards.
- He has stamps from China, America and Australia.





Let's listen and draw

A. Listen and draw the time in the clocks.



B. Read the sentences below. Listen to the story again and number the sentences.

- Jim often plays basketball at 6:30 in the evening.
- On weekends, he gets up a little later, at 8:00.
- Then he walks to school at 7:45.
- He has English lessons on Tuesday at 9:40.
- Every morning, Jim gets up at 6:15.
- He usually has breakfast at 7:00.



Recycle 2

Let's talk

Are you interested in ...?
What's your hobby?

1. collecting stamps
2. planting flowers
3. fishing
4. playing computer games
5. taking photos
6. making dolls

Let's draw and talk

Draw on these cards.

When is your birthday?

INVITATION CARD

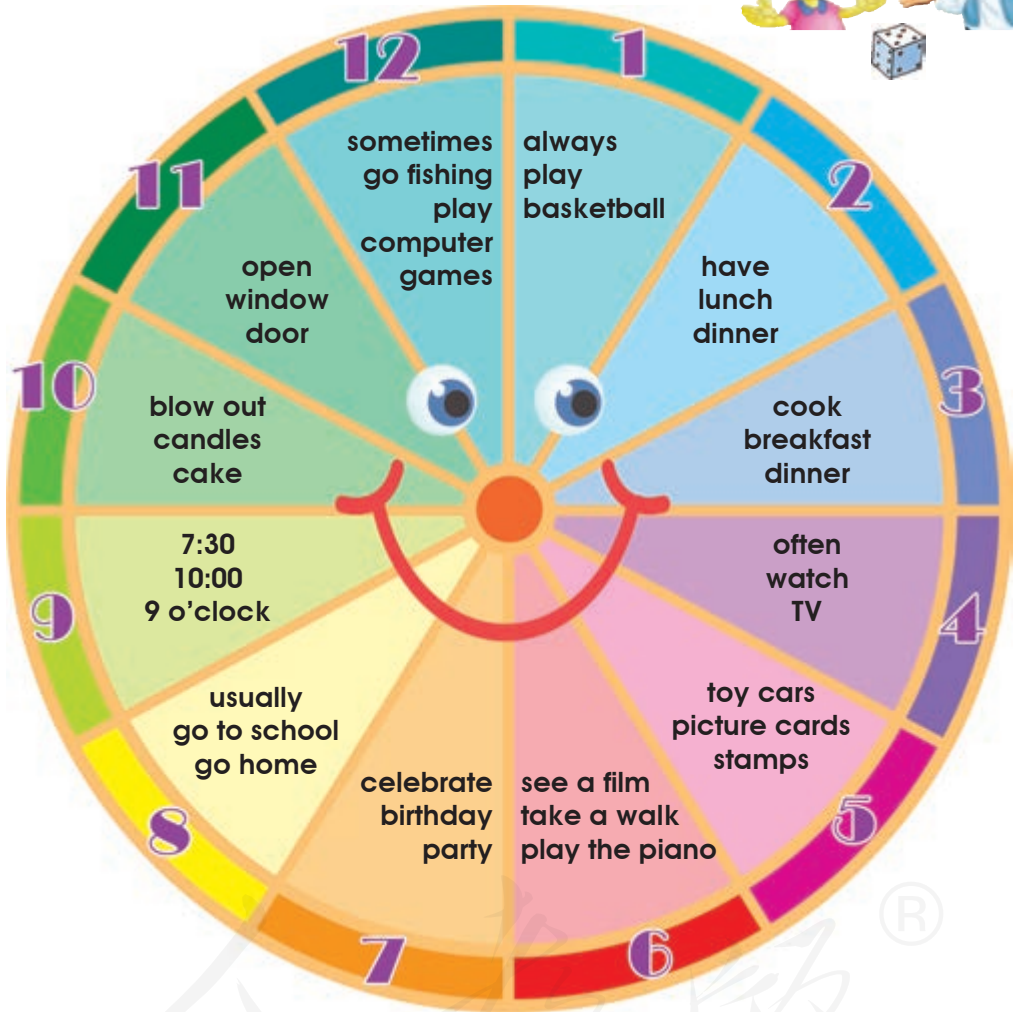
My Birthday is on

Please come to my Birthday Party on



Let's play

Are you interested in collecting stamps? Oh, I get 5 points.



- ◆ All players start at one o'clock.
- ◆ Say a sentence or ask a question with one of the words or phrases there.
- ◆ Score 5 points.
- ◆ Lose a turn if you can't say a sentence or ask a question.
- ◆ Throw one dice to move up to six o'clock.
- ◆ Throw two dices to move after six o'clock.
- ◆ The winner is the player to reach 12 o'clock with the highest score.





Let's read and act a story

Shan Shan loves to read good books. She is interested in famous people. She tells these stories to her friend, Winnie. Today, she tells Winnie about the American president, Lincoln.

I'm going to tell you about a poor boy. His name is Lincoln.

So his family is not rich.



Every morning, Lincoln got up at five o'clock. He washed his face with cold water. He helped his father to cut some wood. Then he helped his mother to cook the breakfast.

What did Lincoln have for breakfast? Can you guess?

- egg
- milk
- bread
- noodles
- tea
- cake
- rice
- chicken
- fruit
- coffee



Every afternoon, Lincoln studied under a tree. He didn't go to school. There was no school near his home. He didn't have a teacher.



In the evening, he went for a walk. He usually took a walk at four o'clock. Then he went home for dinner.



Lincoln didn't have a watch. Can you write the time in his daily timetable?

Time  

Get up:

Breakfast:

Study:

Lunch:

Take a walk:

Dinner:



 **Cultural link**

Take-away Lunches Around the World



1. a school lunch box in China



2. a sandwich in the USA



3. a sushi lunch box in Japan and a tiffin carrier in India



Lesson 19



Just read and talk



There are twelve months in a year. January is the first month. The first day, January 1st, is called New Year's Day. People have a holiday and they celebrate New Year's Day!

February is the second month of the year. In China, Spring Festival is usually in January or February. Now people call it Chinese New Year. For Chinese New Year, all people in China have a holiday. They go back home to celebrate the festival with their families.



On the eve of the festival, people usually have dumplings. People in the south of China have rice cakes. They all enjoy the festival at home.



Lesson 20



Just practise



January is the first month of the year.

February is the second month of the year.

January						
S	M	T	W	T	F	S
1	2	3	4	5	6	7
8	9	10	11	12	13	14
15	16	17	18	19	20	21
22	23	24	25	26	27	28
29	30	31				

the first month
of the year

February						
S	M	T	W	T	F	S
			1	2	3	4
5	6	7	8	9	10	11
12	13	14	15	16	17	18
19	20	21	22	23	24	25
26	27	28	29			

the second month
of the year



New Year's Day



Spring Festival



Just write

January February back their



Let's talk

Look at this picture. It's January. The children are skating.



It's January. The children are making a snowman.



It's February. People are shopping in the supermarket.



It's February. They are celebrating Spring Festival.



Let's chant

ay

Today is a sunny day.
We can play all the way.
Let's play by the bay.
We're happy all the day.



Lesson 21



Just read and talk



March is the third month of the year. People can see green trees and green grass everywhere. In China, Tree Planting Day is on March 12th. People plant trees on that day. They want to stop the sand on windy days and make the air clean. They want to make the country greener.

April is the fourth month of the year. Easter is in March or April. It is always on a Sunday. For school children in America, the Easter holidays are a week long. During Easter, children get colourful Easter eggs.





Lesson 22



Just practise



March is the third month of the year.
 April is the fourth month of the year.

March						
S	M	T	W	T	F	S
				1	2	3
4	5	6	7	8	9	10
11	12	13	14	15	16	17
18	19	20	21	22	23	24
25	26	27	28	29	30	31

the third month
of the year

April						
S	M	T	W	T	F	S
1	2	3	4	5	6	7
8	9	10	11	12	13	14
15	16	17	18	19	20	21
22	23	24	25	26	27	28
29	30					

the fourth month
of the year

Months

1. January
2. February
3. March
4. April
- 5.
- 6.
- 7.
- 8.
- 9.
- 10.
- 11.
- 12.

ONE YEAR



grass



Tree Planting Day



Easter



Just write

March	April	tree
grass	stop	egg



 **Let's talk**

It's March.
Look, the
students
are planting
trees.



They are
taking a
photo.



It's April.
Children get
colourful
Easter eggs.



It's a sunny
day in April.
We are
going on a
trip.



 **Let's chant** 

a!

**Gall is very very tall.
He's walking out of the hall.
He's holding a basketball,
But he can't play it at all!**



Lesson 23



Just read and talk



May is the fifth month of the year. Labour Day, or May Day, is on May 1st. People sing and dance to celebrate May Day. Mother's Day is also in May. We give gifts to our mothers to show our love.



June is the sixth month of the year. The first day of June is Children's Day in China. Many children perform to celebrate. Father's Day is in June, too. We also give gifts to our fathers to show our love.



Lesson 24



Just practise



May is the fifth month of the year.

June is the sixth month of the year.

May						
S	M	T	W	T	F	S
		1	2	3	4	5
6	7	8	9	10	11	12
13	14	15	16	17	18	19
20	21	22	23	24	25	26
27	28	29	30	31		

the fifth month
of the year

June						
S	M	T	W	T	F	S
					1	2
3	4	5	6	7	8	9
10	11	12	13	14	15	16
17	18	19	20	21	22	23
24	25	26	27	28	29	30

the sixth month
of the year

Months

1. January
2. February
3. March
4. April
5. May
6. June
- 7.
- 8.
- 9.
- 10.
- 11.
- 12.

ONE YEAR



Mother's Day



Labour Day



Children's Day



Father's Day



Just write

May June
Father's Day

Mother's Day
Children's Day





Let's talk

Look at this picture. It's January. She's skating.



It's February now. Look! The children are celebrating Spring Festival.



In March, the children are planting trees.



It's April. Easter is usually in April.



It's May Day. They're celebrating Labour Day.



The first day of June is Children's Day. Look! They're singing and dancing.



Let's chant



ai

We're looking at the train.
We're waiting for the train.
The train's running on the plain.
The train's running in the rain.



Revision



Fun story



Read and act.



I like festivals. What is your favourite festival?

Micky and Mimi are talking about the festivals in the year.



I like it, but it is not my favourite one.

Micky asks Mimi, "Do you like New Year's Day? It's in January."



I like to eat _____ during Spring Festival. But it's not my favourite festival.

Do you like Spring Festival? It is often in February. Sometimes it is in January.



I like to plant trees with my friends, but _____.

Do you like Tree Planting Day? It's on March 12th.



I like to eat Easter eggs, but _____.

Do you like Easter? It's in March or April.



This is my favourite festival.

Micky doesn't know Mimi's favourite festival. Can you guess?



Let's listen and number



Language Focus



January is the first month of the year.
 February is the second month of the year.
 March is the third month of the year.
 April is the fourth month of the year.
 May is the fifth month of the year.
 June is the sixth month of the year.

New Year's Day Spring Festival
 Tree Planting Day Easter
 Labour Day

January February [®]
 back their
 March April
 tree grass
 stop egg
 May June
 Mother's Day Father's Day
 Children's Day

SKILLS: Listen Speak Read Write



Fun Facts



Reading for knowledge

Children's Day in China is on June 1st. On this day all children have a holiday. There are many interesting activities for them. Children put on beautiful clothes. They sing and dance in shows. Their parents and teachers enjoy the shows. Some parents take their children to the cinema. Some go to the park. Children's Day is a happy holiday for all children.

Do you know there was no Children's Day in America?

One day, a little boy wrote a letter to the president of the USA. The boy was only six years old. He asked the president to give a special holiday to all the children of America. The president was very happy to read this letter. He decided that Children's Day in America would be on October 8th for that year. Many Americans still say Children's Day is every day of the year, not just one special day.



To:
The President of the USA
The White House
1600 Pennsylvania Avenue NW
Washington, DC 20500

Dear Mr President,

I wish we could have a Children's Day in America ...



Thinking tasks

- 1 When is Children's Day in China?
- 2 Why did the American boy write a letter to the president?
- 3 Let's compare some holidays in China and America.

Look Them Up



- special
- decide
- wish

...

Festivals in China	Festivals in America
1.	1.
2.	2.
3.	3.

Unit 5 July is the seventh month.



Lesson 25



Just read and talk



July is the seventh month of the year. July 1st is the birthday of the Communist Party of China (CPC). Party members celebrate the day when it was founded.

August is the eighth month of the year. The People's Liberation Army (PLA) Day is on August 1st. In August, school is out. Students have their summer holidays.





Lesson 26



Just practise



July is the seventh month of the year.

August is the eighth month of the year.

July						
S	M	T	W	T	F	S
1	2	3	4	5	6	7
8	9	10	11	12	13	14
15	16	17	18	19	20	21
22	23	24	25	26	27	28
29	30	31				

the seventh month of the year

August						
S	M	T	W	T	F	S
			1	2	3	4
5	6	7	8	9	10	11
12	13	14	15	16	17	18
19	20	21	22	23	24	25
26	27	28	29	30	31	

the eighth month of the year

Months

1. January
2. February
3. March
4. April
5. May
6. June
7. July
8. August
- 9.
- 10.
- 11.
- 12.

ONE YEAR



the Party's birthday



Army Day



Just write

July	August	month	year
------	--------	-------	------





Let's make and talk



It's August. What festival is in August?



Army Day is in August.



1. Draw your own picture.
2. Write the name of a month.
3. Ask each other questions.
4. See who can do best.



It's March. What festival is in March?



Tree Planting Day is in March.



Let's chant



OU

There're tall trees around.
 They stand on the ground.
 Nobody else can be found.
 Let's listen to the sound.



Lesson 27



Just read and talk



September is the ninth month of the year. Students go back to school. They celebrate Teachers' Day on September 10th. Look, the students are giving their teachers flowers to show their love.

October is the tenth month of the year. China's National Day is on October 1st. Look, the children are celebrating National Day.





Lesson 28



Just practise



September is the ninth month of the year.

October is the tenth month of the year.

September						
S	M	T	W	T	F	S
						1
2	3	4	5	6	7	8
9	10	11	12	13	14	15
16	17	18	19	20	21	22
23	24	25	26	27	28	29
30						

the ninth month
of the year

October						
S	M	T	W	T	F	S
1	2	3	4	5	6	
7	8	9	10	11	12	13
14	15	16	17	18	19	20
21	22	23	24	25	26	27
28	29	30	31			

the tenth month
of the year

Months

1. January
2. February
3. March
4. April
5. May
6. June
7. July
8. August
9. September
10. October
- 11.
- 12.

ONE YEAR



Teachers' Day



National Day



Just write

September October Teachers' Day





Let's chant and sing



September, September,
Is the ninth month.
Teachers' Day, Teachers' Day,
Is on September 10th!



October, October,
Is the tenth month.
National Day, National Day,
Is on October 1st!



Let's chant



old

The boy was told,
The cat was old.
The cat was cold.
I kept it in my hold.



Lesson 29



Just read and talk



November is the eleventh month of the year. In America, Thanksgiving Day is on the 4th Thursday of November. In this picture, the family is celebrating Thanksgiving.

December is the twelfth and last month of the year. Christmas is on December 25th. Look! The children have presents from Santa Claus.





Lesson 30



Just practise



November is the eleventh month of the year.

December is the twelfth and last month of the year.

November						
S	M	T	W	T	F	S
				1	2	3
4	5	6	7	8	9	10
11	12	13	14	15	16	17
18	19	20	21	22	23	24
25	26	27	28	29	30	

the eleventh month of the year

December						
S	M	T	W	T	F	S
						1
2	3	4	5	6	7	8
9	10	11	12	13	14	15
16	17	18	19	20	21	22
23	24	25	26	27	28	29
30	31					

the twelfth month of the year

Months

1. January
2. February
3. March
4. April
5. May
6. June
7. July
8. August
9. September
10. October
11. November
12. December

ONE YEAR



Thanksgiving



Christmas



Just write

November
December



December is the
last month of the year.





Let's interview

How many months are there in a year? What are they?
What are some of the festivals in the twelve months?

Names	Months	Holidays



Let's chant



igh

At a bright moonlight night,
I had a wonderful sight.
I saw two birds flying high.
One turned left, one turned right.



Revision



Fun story



Read and act.



Mimi's favourite holiday is on June 1st. She and her friends watch the children dancing and singing.



It is cool in October and November. The animals have lessons at school.



Micky doesn't know what day it is. The rabbit and Mimi want Micky to celebrate it with them.



In September, the animals go back to school. They are happy. They have a lovely teacher.



One day in December, the rabbit and Mimi go to Micky's house.



Look at Mimi's house. What can you see there? Do you know what day it is?



Let's listen and number



Language Focus

July is the seventh month of the year.
 August is the eighth month of the year.
 September is the ninth month of the year.
 October is the tenth month of the year.
 November is the eleventh month of the year.
 December is the twelfth and last month of the year.

the Party's birthday Army Day
 National Day
 Thanksgiving Christmas

July
 August
 month
 year
 September
 October
 Teachers' Day
 November
 December
 December is the last
 month of the year.

SKILLS: ● Listen ● Speak ● Read ● Write



Fun Facts



Reading for knowledge

People eat turkey on Thanksgiving Day in America.

Do you know why?

Thanksgiving is a day to remember some American people in history. They sailed from Britain to reach America. They called it the New World. It was a long time ago.

Americans worked hard to make a new life in the New World, but it was difficult. Many of them died in the winter. But they were successful. In the next autumn, they had a celebration on Thanksgiving Day to celebrate the harvest and other blessings of the past year.

They went to the forest to hunt and they got some turkeys. Then they roasted the turkeys for dinner.

Today, people in America still enjoy eating turkeys during Thanksgiving.



Look Them Up



- successful
- forest
- roast
- ...



Thinking tasks

- 1 What do people eat on Thanksgiving Day in America?
- 2 Why do people celebrate Thanksgiving in America?
- 3 Do a survey in your class about Chinese festivals. What is the favourite festival in your class?

Festivals	Favourite Festival
1 Spring Festival	
2 Mid-Autumn Festival	
3 Children's Day	
...	



Lesson 31



Just read and talk



There are four seasons in a year. Spring is the first season. In China, springtime begins around March. It is still a little cold, but it gets warmer and warmer, and the days get longer and longer.

What is spring like? Spring is the green season. The trees have new green leaves. There are a lot of flowers on apple trees, pear trees and peach trees. Some animals wake up from their long sleep. Birds sing to welcome the spring.



What do people do in spring? Farmers are busy. They farm the land. People go on outings. Children fly kites. Everyone enjoys the spring.



Lesson 32



Just practise



Spring is the first season.

What's spring like?

What do people do in spring?



Trees have new green leaves.



There are a lot of flowers on the peach trees.



Birds sing to welcome the spring.



farm the land



go on spring outings



fly kites



Just write

season
little
bird

spring
green
fly

Spring is the first season.





Let's sing

Two little spring birds,
Singing in the sky.
One named Peter,
One named Guy.

Spring comes,
And birds come.
Spring comes,
And birds come.

Come here, Peter.
Come here, Guy.
Have some pie.
Have some pie.



Let's chant

ew

A few new places.
A few new faces.
A few new friends.
A few new lessons.



Lesson 33



Just read and talk



Summer is the second and the hottest season of the year. In China, summer begins around June. The weather is very hot and there's often a lot of rain. Sometimes there is heavy rain.



In summer, schools close and students have their holidays. Some of them go on trips with their parents, some go camping with their teachers, and some have summer classes. They all enjoy the summer holidays.



Lesson 34



Just practise



Summer is the second season of the year.

What do students do on summer holidays?



go on a trip



go to a summer camp



have summer holidays



Just write

begin
summer
heavy

close
weather
rain


Summer is the second season.







Let's talk

What's summer like?



It's very hot. People often go swimming. And there's a lot of rain.



What do you do on summer holidays?

Some of us go to a summer camp. And some go on trips.



Let's chant

gr

My grandma grows grass.
She grows green grass.
The grass makes the ground green.
The grass makes the world green.



Lesson 35



Just read and talk



Autumn is the third season of the year. It begins around September. The weather gets colder and colder. The days get shorter and shorter.

Autumn is the golden season. The leaves on the trees are yellow and brown. The farmers are busy harvesting. Look! This farmer is picking apples.



Winter is the fourth and the last season of the year. It begins around December. The weather is cold and it often snows.

Winter is the white season. When it snows, everything is white. It looks beautiful! Children make snowmen. What beautiful snow!





Lesson 36



Just practise



Autumn is the third season.
Winter is the fourth season.

What do people do in autumn and winter?



pick apples



cut rice



make a snowman



sweep the snow



Just write

autumn yellow
brown white
winter snowman

Autumn is the third season.
Winter is the fourth season.



 **Let's talk** 



What's spring like?

What do you do in the summer holidays?




Hello, boys and girls! Let's talk about the four seasons.



Autumn is the third season.



Winter is cold and it often snows.



Let's talk about summer.

Summer is the second season.

It's very hot.

We have summer holidays. Some of us go on trips. Some ...

 **Let's chant** 

pl

Please come to the place.
The place is warmer.
Please play a game,
With great pleasure.



Revision



Fun story



Read and act.



It is January 1st. Spring is coming. There is still snow on the windows. Mimi gives Micky a nice book as a New Year's gift.

You aren't reading the book. When do you want to read it?



I will read it tomorrow.

It is March 1st. It is spring. Micky is climbing a tree. He is having fun.



Mimi is reading. But I will read it tomorrow.

It is June. It is already summer. The peach tree has a lot of fruit. Micky is picking peaches. He isn't reading the book.




It is October. Autumn is here. The leaves are red, yellow and brown. Micky is looking for a bird. He isn't reading the book.



You didn't do any reading the whole year!

It is December 31st. It is the last day of the last month of the year. It is snowing. It is winter time. Micky is still playing.



What is the book about?

It's about you.

What is the book about? What is Micky thinking of? Tell your friend.



Let's listen and number



Language Focus

What's spring like?
 What do people do in spring?
 Trees have new green leaves.
 There are a lot of flowers on the peach trees.
 Birds sing to welcome the spring.
 What do students do on summer holidays?
 What do people do in autumn and winter?

farm the land go on spring outings fly kites
 go on a trip go to a summer camp
 have summer holidays
 pick apples cut rice
 make a snowman
 sweep the snow

Spring is the first season.
 Summer is the second season.
 Autumn is the third season.
 Winter is the fourth season.

season spring little
 green bird fly
 begin close summer
 weather heavy rain
 autumn yellow brown
 white winter snowman

SKILLS: Listen Speak Read Write



Fun Facts



Reading for knowledge

Do you know what children do at Easter?

Easter is a festival in Western countries. Children often play a game called the Easter egg-hunt. It is an old English game. The children take little baskets to a field. They look for Easter eggs in the grass. They try to fill their baskets with eggs. Most English and American children like to play this game. They all love to eat the real eggs and the chocolate eggs.



Easter is in spring. It celebrates the start of new life. An egg is the best way to show this.

Paul is a little boy in England. Paul's mother makes Easter eggs for an egg-hunt. It is the day before Easter. She cooks some eggs. Then she colours them. There are red, green, yellow and blue eggs. Paul's mother also buys some chocolate eggs in the supermarket. They are colourful. Paul loves the chocolate eggs.

Thinking tasks

- 1 In what season is Easter?
- 2 What game do American children play at Easter?
- 3 How do people make Easter eggs?
- 4 What do you do in spring? Tick your springtime activities.

Look Them Up



- fill
- basket


...

a Celebrate Spring Festival.	<input type="checkbox"/>
b Look at beautiful flowers.	<input type="checkbox"/>
c Play in the park.	<input type="checkbox"/>
d Fly kites.	<input type="checkbox"/>
e Go to the zoo.	<input type="checkbox"/>

Fun Time 2

Recycle 1



Let's do a survey 

A. Listen and tick (✓) in the table.

Names of Students	What season do they like?			
	spring	summer	autumn	winter
Peter				
Lisa				
Kate				
Yang Ming				
Li Yan				
Gao Wei				
Wu Jing				

The season the students like best is _____.

B. Ask the students in your class.

Who has a birthday in this month? Write the short forms.

	Months	Short forms	Boys	Girls	Total
1	January	Jan.			
2	February				
3	March				
4	April				
5	May				
6	June				
7	July				
8	August				
9	September				
10	October				
11	November				
12	December				


Most students have their birthdays in _____.




Let's check

Listen to the tape and circle the correct words or pictures.

It is ① January/June/October again! Lucy is very happy. It's ② his/her/your birthday! Lucy's mother says she can have a ③ party/visit/field trip on her birthday.

Today is January ④ 19th/21st/30th. Lucy has a big ⑤  birthday cake.

There are twelve ⑥  s / s / s on it. All her friends ⑦ ask/dance/sing Lucy the birthday song. Lucy makes a ⑧ cake/wish/toy and blows out the candles.



Recycle 2

Let's do



Each group writes five questions about holidays and festivals. Then ask the other group.



Let's talk



I have some greeting cards. Let's talk about them.

What date is it?
What month is it?
What season is it?



Let's play

Find the 9th answer!

The first group that finds the 9th answer will get five 🌸s.



1st								
2nd								
3rd								
4th			E					
5th								
6th								
7th								
8th								
			9th					



You must find all the answers first!

I know the first answer!

I know the second answer!



Find the answers. Write them in the puzzle.

- What's the weather like in summer?
- What's this shape? 🍌
- My grandpa has his 70th birthday party. How old is he?
- What is the 12th month of the year?
- What is the hottest season of the year?
- What is the short form for the 2nd month of the year?
- Which country is New York in?
- What is the first season of the year?



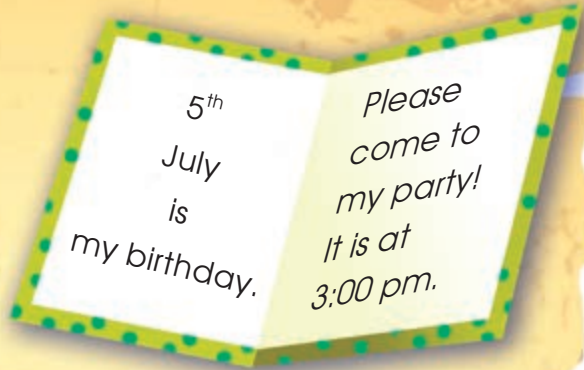
Fun Reading



Let's listen and read a story



Mimi's birthday is on July 5th. Mimi wants to have a nice birthday party.



Mimi's party is going to be fun. Where is her party?



Mimi gives the elephant an invitation card.

What will Mimi
have at her party?

- cake
- candies
- jelly
- fruit pie
- hamburger
- Coke
- French fries
- ice cream




Micky is watching TV. Mimi gives a card to him.

Where is Mimi's birthday party?

Can you guess?

- in the park
- at the swimming pool
- in the playground
- at the cinema

Did you guess right? Mimi's party is at the swimming pool. Her friends light the candles and sing the birthday song to Mimi.



Cultural link

Seasons around the world

Seasons in the world are not the same in the northern and the southern hemispheres. Many Western countries like Britain, France, Germany, Russia, USA and Canada often have a "White Christmas" because it often snows in December. In the southern hemisphere, December 25th is in the summertime. Countries like Australia, New Zealand and South Africa celebrate Christmas in warm, sunny weather.



It's a sunny Christmas in Australia, so Santa is on the beach.



Christmas is in summer in New Zealand, so Santa has a barbeque.



Britain often has a white Christmas.



Canada often has a snowy Christmas.

Words in each unit

单元词汇表

(注: 黑体单词要求学生能听、说、读、写; 白体单词只作听、说、认读要求)



Unit 1



get up 起床
have breakfast 吃早餐
go to school 去上学
School begins. 开始上课。
have lunch 吃午饭
School is over. 放学。
go home 回家
have dinner 吃晚饭
go to bed 睡觉
breakfast 早餐
lunch 午餐
dinner 晚餐
cook breakfast 做早餐
teach English 教英语
take a walk 散步
read stories 读故事
walk 走; 步行
every 每一个
morning 早晨
afternoon 下午
evening 晚上; 傍晚
see a film 看电影
play the piano 弹钢琴
clean the window 擦窗户
clean the door 擦门
clean the floor 擦地板
often 时常; 常常
easy 容易
difficult 困难



Unit 2



collect toy cars 收集玩具汽车
collect stamps 收集邮票
collect maps 收集地图
collect picture cards 收集图片
open 开; 打开
hobby 爱好
collect 收集
map 地图
box 盒子
colour 颜色
go fishing 去钓鱼
plant flowers 种花
cook meals 做饭
dad 爸爸
mum 妈妈
plant 植物; 种植
flower 花
drink 喝
tea 茶
play computer games 玩电脑游戏
make dolls 做布娃娃
take photos 照相
photo 照片
kid 小孩
baby 婴儿
hungry 饿的
cry 哭



Unit 3

invite your friends to your party
邀请朋友参加聚会

celebrate your birthday with your
friends 与朋友庆祝生日

give a birthday card to your friend
向朋友赠送生日贺卡

time 时间

after 在……后

then 那时

me 我 (I的宾格)

bye 再见

star-shaped cake 星形蛋糕

heart-shaped cake 心形蛋糕

jelly 果冻

fruit pie 水果派; 水果馅饼

kind 种类

ice cream 冰激凌

candy 糖果

sure 当然

light the candles 点蜡烛

sing the birthday song 唱生日歌

make a wish 许愿

blow out the candles 吹蜡烛

cut the cake 切蛋糕

eat the cake 吃蛋糕

light 点燃



Unit 4

the first month of the year
一年里的第一个月

the second month of the year
一年里的第二个月

New Year's Day 元旦

Spring Festival 春节

January 一月

February 二月

back 回原处; 后面

their 他(她、它)们的

the third month of the year
一年里的第三个月

the fourth month of the year
一年里的第四个月

Tree Planting Day 植树节

Easter 复活节

March 三月

April 四月

tree 树; 树木

grass 草; 草地

stop (使)停止

egg 蛋; 卵

the fifth month of the year
一年里的第五个月

the sixth month of the year
一年里的第六个月

Labour Day 劳动节

May 五月

June 六月

Mother's Day 母亲节

Children's Day 儿童节

Father's Day 父亲节



Unit 5

the seventh month of the year
一年里的第七个月

the eighth month of the year
一年里的第八个月

the Party's birthday 党的生日

Army Day 建军节

July 七月

August 八月

month 月

year 年

the ninth month of the year

一年里的第九个月

the tenth month of the year

一年里的第十个月

National Day 国庆节

September 九月

October 十月

Teachers' Day 教师节

the eleventh month of the year

一年里的第十一个月

the twelfth month of the year

一年里的第十二个月

Thanksgiving 感恩节

Christmas 圣诞节

November 十一月

December 十二月

season 季节

spring 春天

little 一点

green 绿色(的)

bird 鸟

fly 飞

go on a trip 去旅游

go to a summer camp 去夏令营

have summer holidays 过暑假

begin 开始

close 关; 关闭

summer 夏天

weather 天气

heavy 重的

rain 雨; 下雨

pick apples 摘苹果

cut rice 割稻子

make a snowman 堆雪人

sweep the snow 扫雪

autumn 秋天

yellow 黄色(的)

brown 棕色(的)

white 白色(的)

winter 冬天

snowman 雪人

 Unit 6

farm the land 种地; 种田

go on spring outings 去春游

fly kites 放风筝

人教版®

Vocabulary

词汇表

(注: 黑体单词要求学生能听、说、读、写; 白体单词只作听、说、认读要求)

A

after /'ɑ:ftə/ 在……后
afternoon /,ɑ:ftə'nu:n/ 下午

April /'eɪprəl/ 四月
Army Day 建军节

August /'ɔ:gəst/ 八月
autumn /'ɔ:təm/ 秋天

B

baby /'beɪbi/ 婴儿
back /bæk/ 回原处;
后面

begin /br'ɡɪn/ 开始
bird /bɜ:d/ 鸟

blow out the candles
吹蜡烛

box /bɒks/ 盒子
breakfast /'brekfəst/ 早餐

brown /braʊn/ 棕色(的)

bye /baɪ/ 再见

C

candy /'kændi/ 糖果
celebrate your birthday
with your friends 与朋
友庆祝生日

Children's Day 儿童节
Christmas /'krɪsməs/ 圣诞节

clean the door 擦门
clean the floor 擦地板
clean the window
擦窗户

close /kləʊz/ 关; 关闭
collect /kə'lekt/ 收集
collect maps 收集地图

collect picture cards
收集图片

collect stamps 收集邮票
collect toy cars 收集玩具
汽车

colour /'kʌlə/ 颜色
cook breakfast 做早餐

cook meals 做饭
cry /kraɪ/ 哭

cut rice 割稻子
cut the cake 切蛋糕

D

dad /dæd/ 爸爸
December /dɪ'sembə/ 十二月

difficult /'dɪfɪkəlt/ 困难
dinner /'dɪnə/ 晚餐
drink /drɪŋk/ 喝

E

Easter /'i:stə/ 复活节
easy /'i:zi/ 容易

eat the cake 吃蛋糕
egg /eg/ 蛋; 卵

evening /'i:vnɪŋ/ 晚上; 傍晚

every /'evri/ 每一个

F

farm the land
种地; 种田

Father's Day 父亲节
February /'februəri/ 二月
flower /'flaʊə/ 花

fly /flaɪ/ 飞
fly kites 放风筝

fruit pie
水果派; 水果馅饼

G

get up 起床
give a birthday card to
your friend 向朋友赠
送生日贺卡

go fishing 去钓鱼
go home 回家

go on a trip 去旅游
go on spring outings
去春游

go to a summer camp
去夏令营

go to bed 睡觉
go to school 去上学

grass /grɑ:s/ 草; 草地
green /gri:n/ 绿色(的)

H

have breakfast 吃早餐
have dinner 吃晚饭

have lunch 吃午饭
have summer holidays
过暑假

heart-shaped cake
心形蛋糕

heavy /'hevi/ 重的
hobby /'hɒbi/ 爱好
hungry /'hʌŋɡri/ 饿的

I

ice cream 冰激凌
invite your friends to your
party 邀请朋友参加
聚会

J

January /'dʒænjuəri/ 一月
jelly /'dʒeli/ 果冻

July /dʒuˈlaɪ/ 七月

June /dʒu:n/ 六月

K

kid /kɪd/ 小孩

kind /kaɪnd/ 种类

L

Labour Day 劳动节

light /laɪt/ 点燃

light the candles

点蜡烛

little /ˈlɪtl/ 一点

lunch /lʌntʃ/ 午餐

M

make a snowman 堆雪人

make a wish 许愿

make dolls 做布娃娃

map /mæp/ 地图

March /mɑ:tʃ/ 三月

May /meɪ/ 五月

me /mi:/ 我 (I的宾格)

month /mʌnθ/ 月

morning /ˈmɔ:nɪŋ/ 早晨

Mother's Day 母亲节

mum /mʌm/ 妈妈

N

National Day 国庆节

New Year's Day 元旦

November

/nəʊ'vembə/ 十一月

O

October /ɒk'təʊbə/ 十月

often /ˈɒfn/ 时常; 常常

open /ˈəʊpən/ 开; 打开

P

photo /ˈfəʊtəʊ/ 照片

pick apples 摘苹果

plant /plɑ:nt/

植物; 种植

plant flowers 种花

play computer games

玩电脑游戏

play the piano 弹钢琴

R

rain /reɪn/ 雨; 下雨

read stories 读故事

S

School begins.

开始上课。

School is over. 放学。

season /ˈsi:zn/ 季节

see a film 看电影

September

/sep'tembə/ 九月

sing the birthday song

唱生日歌

snowman

/ˈsnəʊmæn/ 雪人

spring /sprɪŋ/ 春天

Spring Festival 春节

star-shaped cake

星形蛋糕

stop /stɒp/ (使) 停止

summer /ˈsʌmə/ 夏天

sure /ʃʊə/ 当然

sweep the snow 扫雪

T

take a walk 散步

take photos 照相

tea /ti:/ 茶

teach English 教英语

Teachers' Day

教师节

Thanksgiving

/ˈθæŋks'grɪvɪŋ/ 感恩节

节

the Party's birthday

党的生日

the eighth month of the year

一年里的第八个月

the eleventh month of the

year 一年里的第十一

个月

the fifth month of the year

一年里的第五个月

the first month of the year

一年里的第一个月

the fourth month of the year

一年里的第四个月

the ninth month of the year

一年里的第九个月

the second month of the year

一年里的第二个月

the seventh month of the year

一年里的第七个月

the sixth month of the year

一年里的第六个月

the tenth month of the year

一年里的第十个月

the third month of the year

一年里的第三个月

the twelfth month of the

year 一年里的第十二

个月

their /ðeə/

他(她、它)们的

then /ðen/ 那时

time /taɪm/ 时间

tree /tri:/ 树; 树木

Tree Planting Day 植树节

W

walk /wɔ:k/ 走; 步行

weather /ˈweðə/ 天气

white /waɪt/ 白色(的)

winter /ˈwɪntə/ 冬天

Y

year /jɪə/ 年

yellow /ˈjeləʊ/ 黄色(的)

后 记

本册教科书是由人民教育出版社课程教材研究所英语课程教材研究开发中心依据教育部《义务教育英语课程标准》(2011年版)与新加坡泛太平洋教育出版有限公司合作编写的,经国家基础教育课程教材专家工作委员会2013年审查通过。

本册教科书集中反映了基础教育教科书研究与实验的成果,凝聚了参与课改实验的教育专家、学科专家、教研人员以及一线教师的集体智慧。我们感谢所有对教科书的编写、出版提供过帮助与支持的同仁和社会各界朋友。

本册教科书出版之前,我们通过多种渠道与教科书选用作品(包括照片、画作)的作者进行了联系,得到了他们的大力支持。对此,我们表示衷心的感谢!但仍有部分作者未能取得联系,恳请入选作品的作者与我们联系,以便支付稿酬。

我们真诚地希望广大教师、学生及家长在使用本册教科书的过程中提出宝贵意见,并将这些意见和建议及时反馈给我们。让我们携起手来,共同完成义务教育教材建设工作!

联系方式

电 话: 010-58758275

电子邮箱: jcfk@pep.com.cn

人 教 版[®]

人民教育出版社 课程教材研究所
英语课程教材研究开发中心

2013年5月



YIWU JIAOYU JIAOKESHU
YINGYU

英语

六年级 上册

人教版®



彩色印刷产品

ISBN 978-7-107-27996-6



9 787107 279966 >