



义务教育教科书

全国优秀教材二等奖

英语

(一年级起点)

六年级下册



外语教学与研究出版社



义务教育教科书

全国优秀教材二等奖

英语

(一年级起点)

六年级 下册

主 编: 陈 琳 Printha Ellis (英)

副主编: 鲁子问



外语教学与研究出版社

FOREIGN LANGUAGE TEACHING AND RESEARCH PRESS

北京 BEIJING

Name (姓名): _____ Class (班级): _____ School (学校): _____

出版人：徐建忠
项目统筹：王 芳 Charlotte Liu（加）
项目策划：徐秀芝 申 蓓
项目负责：申 蓓 陈海燕 邢印姝 Mary-Jane Newton（德）
责任编辑：王 凡 蒋广宁 刘娟娟
绘制设计：金 妮 张春玲

英语（一年级起点）
六年级下册 学生用书
主编：陈 琳 Printha Ellis（英）

基础教育出版分社：

地 址：北京市西三环北路19号 外研社大厦 基础教育出版分社（100089）
咨询电话：010-88819666（编辑部）/ 88819688（市场部）
传 真：010-88819422（编辑部）/ 88819423（市场部）
电子信箱：beed@fltrp.com
购书电话：010-88819928/9929/9930（邮购部）
购书传真：010-88819428（邮购部）





前 言

各位同学，你们好！欢迎大家学习本套英语教材！

2000年，外语教学与研究出版社与麦克米伦出版（中国）有限公司依据国家《义务教育 英语课程标准（实验稿）》共同组织开发了本套教材；作为我国第一套中小学“一条龙”英语教材，本套教材已出版使用十余年。2011年，基于新颁布的国家《义务教育 英语课程标准（2011年版）》，我们对教材进行了认真修订。

在修订后的小学教材中，我们为同学们保留了大家熟悉并喜爱的四个小伙伴——中国学生大明和玲玲、英国学生Sam和Amy，还增加了其他一些人物和小动物。他们会带领大家在一系列有趣的故事、对话、游戏、活动和歌曲中学习英语。

修订后的教材每册包括10个学习模块（Module）、一个复习模块（Review Module）、四个单词表、一个补充阅读（Reading for Pleasure）版块以及一个综合运用实践项目（Project）。每个学习模块分两个单元（Unit），一般情况下，第一单元呈现本模块所要学习的语言内容，第二单元提供若干任务型（Task-based）活动，包括一首歌曲、歌谣或韵句。学习模块的课文中呈现了一些语法内容，但不要求老师做理论的讲解，更不要求大家孤立地、脱离语境地掌握，只希望大家初步学会在恰当的语境中运用包含这些语法的句子。这一原则也希望老师在教学过程中以及家长在辅导孩子学习的时候注意。复习模块对前面10个模块所学的内容进行综合和融合性复习，使大家的语言知识和相应的语言技能得到进一步的巩固与提高。教材有四个单词表，包括：分模块按出现顺序收录的单词，按字母顺序收录的全书单词，歌曲、歌谣或韵句中出现的单词以及人名、地名。在歌曲、歌谣或韵句中出现的词，只要求理解，不要求学会运用。补充阅读为大家选用了篇幅短小、内容丰富、形式多样的材料。教材最后设计了一个综合运用实践项目，供同学们根据兴趣自由选择使用。

本套教材同时还配有对应的网络教材，可供同学们在线学习使用。

同学们，希望大家积极尝试，大胆实践，主动学做教材中的英语活动，努力学唱英语歌曲、歌谣和韵句。相信你们会在参与活动、完成任务的过程中体会到学习英语的乐趣，实现英语的灵活运用和自由交际。



Contents



Module 1

Unit 1 I want a hot dog, please.	2
Unit 2 What do you want to eat?	5

Module 2

Unit 1 When are we going to eat?	8
Unit 2 It will rain in Beijing.	11

Module 3

Unit 1 I took some photos.	14
Unit 2 The sun is shining.	17

Module 4

Unit 1 I can't carry all these things.	20
Unit 2 The apples are falling down the stairs!	23

Module 5

Unit 1 He is playing the <i>suona</i> , but the telephone rings.	26
Unit 2 Some children are jumping in the water.	29

Module 6

Unit 1 It was Daming's birthday yesterday.	32
Unit 2 The name of the spaceship is <i>Shenzhou V</i>	35

Module 7

Unit 1 My father flew into space in <i>Shenzhou V</i>	38
Unit 2 She couldn't see or hear.	41



Module 8

Unit 1 Why do you have cups on your heads? 44

Unit 2 Why are you wearing a hat? 47

Module 9

Unit 1 Best wishes to you! 50

Unit 2 Wishing you happiness every day. 53

Module 10

Unit 1 We're going to different schools. 56

Unit 2 I'm going to Lake Middle School. 59

Review Module

Unit 1 62

Unit 2 64

Words and Expressions in Each Module 66

Word List 69

Words and Expressions in Songs and Chants ... 72

Proper Nouns 72

Pronunciation 73

Irregular Verbs 74


Reading for Pleasure

UFOs 76

Fantastic Animals 80

The Special Carpenter 83

Project 89





MODULE

1

Unit 1

I want a hot dog, please.

1. Look, listen and say.



2. Listen, read and act out.

Cashier: Can I help you?

Simon: What do you want, Daming?

Daming: I don't know. What's a hot dog? Is it a...

Simon: No, it isn't a dog. Look! That's a hot dog.

Daming: It looks good! I want a hot dog, please.

Simon: And I want a hamburger.

Simon's dad: I want a hamburger, too.



Cashier: And to drink?

Simon: Cola, please.

Daming: Can I have some soup?


Cashier: Sorry, we don't have any.

Daming: All right, a cola for me.

Simon's dad: And a cola for me, too.

Cashier: So, that's two hamburgers,
one hot dog and three colas.

Simon's dad: That's right.



Simon's dad: How much is it?

Cashier: It's thirteen dollars and
twenty-five cents.

Simon's dad: Here you are.

Cashier: Thank you. Here's your
food. Enjoy your meal!

Daming: Let me take them.

Simon's dad: Be careful!


Daming: Oh no! I'm sorry!

Simon: My new trousers!



Unit 1 MODULE 1

3. Listen and say.



A: What do you want?
B: I want a hot dog, please.



A: How much is it?
B: It's thirteen dollars and twenty-five cents.

4. Practise.

Look and write.



A: What do you want?
B: I want a hamburger,
 please.
 How much is it?
A: It's three dollars and
 seventy-five cents.

A: What do you want?
B: _____
 How much is it?
A: _____

A: What do you want?
B: _____
 How much is it?
A: _____

MODULE 1

Unit 2

What do you want to eat?

1. Listen and chant.

What do you want to eat?
I want to eat some meat.
And I want a hot dog, please,
with lots and lots of cheese.



2. Listen and read.

Cashier: Can I help you?

Dad: I want noodles and a cola, please. What do you want to eat, Lingling?

Lingling: I want a hamburger.

Dad: And what do you want to drink?

Lingling: Milk, please.

Dad: So we want a hamburger, noodles, milk and a cola, please.

Cashier: OK.



Unit 2 MODULE 1

3. Listen, choose and write.



What do you want to eat?



\$2.00

/



\$3.75

_____ and



\$1.50

/



\$1.50

_____, please.



And what do you want to drink?



I want



\$1.25

/



\$1.00

_____, please.



How much is it?



It's _____.

4. Listen and say. Then sing.



WHAT DO YOU WANT TO EAT?



What do you want to eat? Meat, chicken or fish?



Come in and have a seat, and have your favourite dish.



What do you want to drink? Milk, juice or tea?



All our food is very, very nice,



as you can see.

5. Follow and say.



What do you want?

I want a hamburger.

I want a hamburger, too. And I want some eggs.

I want a hamburger and some eggs, too. And I want some pears.

6. Do and say.



Make a restaurant menu and act out the dialogue with your friend.



What do you want to eat?

I want some chicken and rice, please.

What do you want to drink?

I want a cola, please.

MODULE 2

Unit 1

When are we going to eat?


1. Look, listen and say.



2. Listen, read and act out.



Later...



Simon: I'm hungry. When are we going to eat, Mum?

Simon's mum: At half past twelve.

Simon: What time is it now?

Simon's mum: It's only half past eleven. One hour to go! Look, there are some ducks on the lake.

Simon: They're lovely.

Daming: Hey, there are some dark clouds in the sky. It's going to rain soon.

Simon's mum: I don't think so. It's a beautiful day. Let's go!

Simon's mum: It's half past twelve. Let's have our picnic! Here are your sandwiches and drinks.

Simon: Oh dear! It's raining now!

Simon's mum: It's dry over there. Run, boys!

Daming: Oh no! Look at the ducks! What are they doing?

Simon: Naughty ducks! They're eating our sandwiches!

Simon's mum: It looks like you're going to stay hungry, Simon!



3. Listen and say. 



Simon: I'm hungry. When are we going to eat, Mum?

Mum: At half past twelve.




Daming: Look at the ducks! What are they doing?

Simon: They're eating our sandwiches!


4. Practise.

Look and write. Then ask and answer.



A: When are we going to the park?

B: We're going to the park at four o'clock.



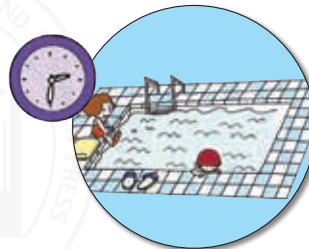
A: When are we going to eat?

B: _____



A: When are we going to school?

B: _____



A: When are we going to swim?

B: _____

MODULE 2

Unit 2

It will rain in Beijing.

1. Listen and chant.

It will be sunny in Harbin.

It will be cloudy in Tianjin.

It will snow in Beijing.

It will rain in Nanning.



2. Listen and read.



Tomorrow, it will rain in Beijing.



In Harbin, it will snow.



In Dalian, it will be sunny.



In Xi'an, it will be windy.




In Guangzhou, it will be hot.

3. Look and write.



- 1) **A:** What will the weather be like in Beijing?
B: It will be sunny.
- 2) **A:** What will the weather be like in Harbin?
B: _____
- 3) **A:** What will the weather be like in Haikou?
B: _____
- 4) **A:** What will the weather be like in Lhasa?
B: _____

4. Listen and say. Then chant.



What are we going to do today?
Today at half past three?
We're going to the park, hooray!
To see what we can see.

What are we going to do tomorrow?
Tomorrow at seven o'clock?
We're going to a restaurant.
And we're going to eat a lot.



5. Mime and guess.

What will the weather be like tomorrow?



6. Do and say.

Make a plan for the weekend according to the weather report.



My Plan for the Weekend

Name: Li Fang

Place: Sanya

Weather: Windy

Activity: I'm going to fly my kite on the beach.

My Plan for the Weekend

Name: _____

Place: _____

Weather: _____

Activity: _____



MODULE 3

Unit 1

I took some photos.


1. Listen and chant.

Last Sunday, I cleaned my room.


I found a book about the kangaroo,

the lion, tiger and monkey, too!

So I closed the book and went to the zoo.



2. Listen and read.



Hi Lingling,

I had a very funny day on Saturday. I went to a park with Simon and his mum. We wanted to have a picnic, so we brought sandwiches and drinks. There was a big lake in the park and there were lots of ducks. I took some photos.


Then it started to rain. We ran quickly to hide. We left our food. We didn't want to get wet.

It rained and rained and rained. Those naughty ducks went to our food and drinks. They had a picnic!

Then the rain stopped and we went home. We were hungry, and we were angry with the ducks!

Love,

Daming



3. Listen and say. 



I had a very funny day.



I took some photos.



There was a big lake and there were lots of ducks.

4. Practise.



Write about your last weekend and talk about it. You can use the following words.

ate

was

had

went

wanted

ran

rained

were

took

It was sunny last Sunday. I went to Beihai Park. I took some photos there...

Unit 2

The sun is shining.

1. Listen and chant.

Look at the naughty bird.
It's flying.
Look at the little dog.
It's crying.



2. Listen and read.




- In this photo, the sun is shining.
The birds are singing in the trees.

- Now look at this photo. It's starting to rain and the birds are flying away.



- And in this photo, it is raining.
The ducks are eating our sandwiches.

3. Now point to the photos. Ask and answer.



4. Listen and say. Then chant.



The sun is shining on the sea,
 shining, shining brightly.
 And this is strange,
 because it is the middle of the night.

The moon is shining sadly,
 because she thinks the sun is wrong
 to be there in the sky
 after the day is gone.

"The sun is very bad.
 He spoils my time," she says.



5. Look and say.

Talk about the photos.



6. Write and say.

Make a story with the following words and expressions. Then tell the class about it.



- | | | | |
|------------|---------------|------|-------|
| buy food | have a picnic | sing | dance |
| fly a kite | play football | rain | swim |

A girl is buying food in the supermarket. She is going to have a picnic.



MODULE

4

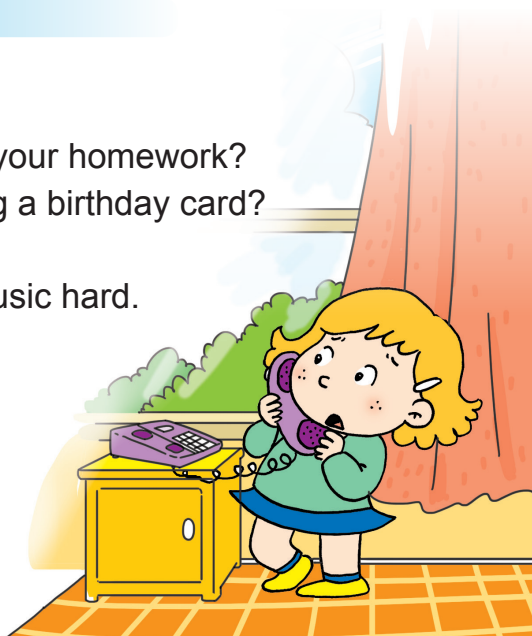
Unit

1 I can't carry all these things.

1. Listen and chant.



Are you doing your homework?
Are you making a birthday card?
No, no, I'm not.
I'm studying music hard.



2. Listen, read and act out.




Daming: Where's your mum?

Simon: She's at the supermarket. She's buying things for your birthday party.

Daming: Oh! Am I going to have an American birthday this year?

Simon: Yes, you are!



Later...



Simon's mum: Who can help me?
I can't carry all these things.

Simon: Sorry, I can't. I'm on the phone.

Daming: I can help you. I can carry the box.

Simon's mum: Thank you, Daming.

Simon's mum: Be careful. That's the cake. Oh dear! The oranges are falling!

Daming: Oh no!

Simon's mum: Come on, Simon! We need your help!

Daming: Simon, grab the balloons! They're flying away!

Simon's mum: Too late! But look at the balloons!

Simon: Wow! They say, "Happy Birthday, Daming!"




3. Listen and say.



Simon's mum: Who can help me?
I can't carry all these things.

Simon: Sorry, I can't. I'm on the phone.

Daming: I can help you. I can carry the box.



The oranges are falling!



They're flying away!

4. Practise.

Write dialogues and act them out.



A: My books are falling. Who can help me?

B: Sorry, I can't. I'm on the phone.


C: I can help you.



A:

B:

C:



A:

B: 外研社

C:

Unit 2

The apples are falling down the stairs!

1. Look, listen and say.



2. Listen and read.

Oh dear! I can't carry all these things. Everything is falling! The eggs are broken! And the apples are falling down the stairs! Oh no! Now the cola is falling, too! What a mess! Who can help me?



3. Listen, match and write the answers.




Who can help the woman?


1




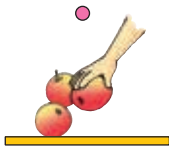
2



3



4



_____ Sorry, I can't. I'm _____
 _____ on the phone. _____

4. Listen and say. Then sing.



WHO CAN HELP ME?

Who can help me with my bags? They're heavy as you can see.
 Who can help me with my bags? Please be kind to me.
 Who can help me get on the bus? It's hard because I'm old.
 Who can help me get on the bus? My feet are very slow.
 Who can help me go up the stairs? I don't want to fall.
 Who can help me go up the stairs? Thank you to you all!



5. Do and say.

What is he doing?



6. Read, write and do.

Write a task that you can't do alone. Ask your friend for help.



I'm putting my hands on my head and eating an apple.		





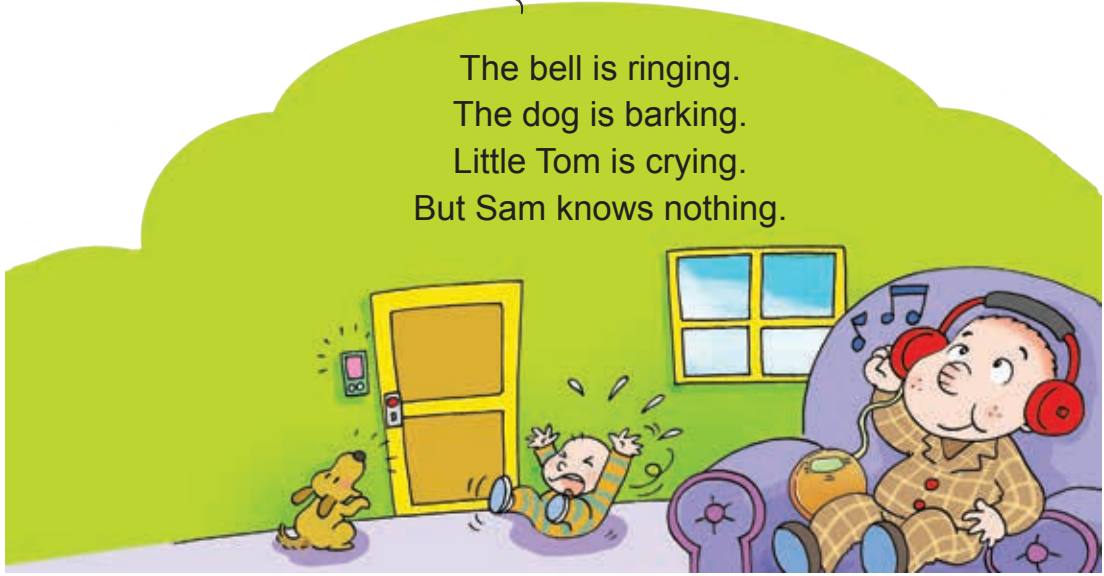
MODULE 5

Unit 1

1 He is playing the *suona*, but the telephone rings.

1. Listen and chant.


The bell is ringing.
 The dog is barking.
 Little Tom is crying.
 But Sam knows nothing.



2. Listen and read.

Daming is having a birthday party. He is playing the *suona*, but the telephone rings. He stops and everyone waits.





Then he starts again. He is playing his favourite song and everyone is listening and clapping, but the bell rings. "Stop!" says Simon. Daming stops. More friends arrive. Simon's dog comes in, too.

Daming starts again. Now the dog is barking and dancing with the *suona*. Everyone says the dog is very clever. They all laugh.



3. Listen and say.



Daming is having a birthday party.



He is playing the *suona*, but the telephone rings.

4. Practise.

Look and complete the sentences.



He's crossing the road, but a car comes. _____



She's doing her homework, but _____



She's talking to her friend, but _____



He's eating dinner, but _____

MODULE 5

Unit 2

Some children are jumping in the water.

1. Listen and chant.



You're flying in the sky.
You're flying up and high.
Oh no! I can hardly see you.
Please come back, my dear kite!

2. Listen and read.



I am on a train. I am looking out of the window. It is raining. Some pigs are sleeping under a tree. People are carrying umbrellas. A man is wearing a big hat and a raincoat. Some children are jumping in the water.

The train goes into a tunnel. It is very dark. We come out of the tunnel. The rain stops. The sun is shining. Now the train arrives at the station.



3. Look and write.



It's raining. The _____
 children are jumping _____
 in the water. _____

4. Listen and say. Then chant.




1

I am flying in the sky.
 My mum is waving to
 say goodbye.



2

I am high up above a
 plane. Mum is calling out
 my name.



3

It is getting very
 dark and I am going
 to the park.




4

I am having an ice
 cream. Then I wake
 up from my dream!




5. Finish the sentence.



6. Write about your travel.



Last summer holiday, I went on a trip. In this photo, I'm... 




MODULE 6

Unit 1

It was Daming's birthday yesterday.

1. Look, listen and say.



2. Listen and read.



It was a book about space travel. Daming is very interested in space travel. He loved the present very much.



Daming showed Simon the book. Simon was interested in the book, too. Daming asked Simon to read the book with him.

In the book, they saw many pictures of spaceships from China, Russia and the US. Simon was surprised to see spaceships from China. Daming told him, "China sent people into space, too."



Daming and Simon finished the book in two hours. Then they made a paper spaceship together. They gave the spaceship to Simon's mum. Daming thanked her for the birthday present. She was very happy.



3. Listen and say. 



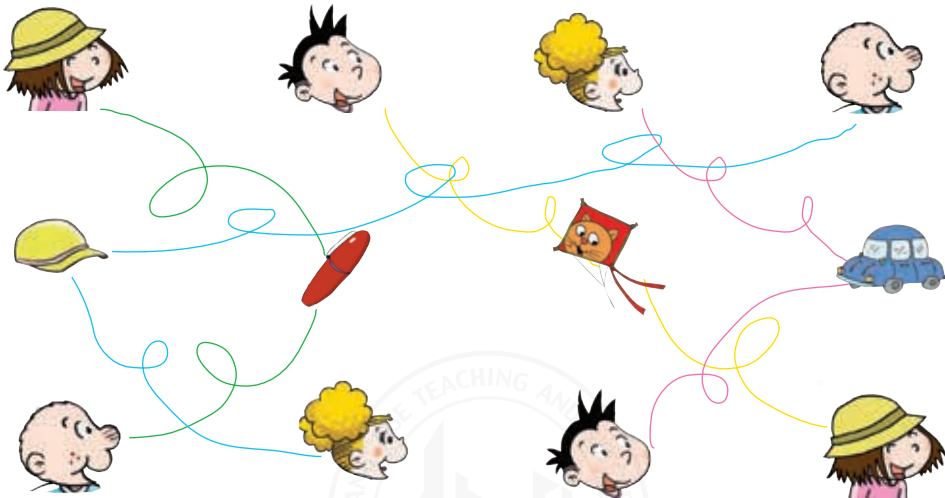
It was Daming's birthday yesterday. Simon's mum bought him a book.



It was a book about space travel. Simon was interested in the book, too.

4. Practise.


Find and write.



- 1) On Sam's birthday, Lingling bought him a present. It was a red pen.
- 2)
- 3)
- 4)

The name of the spaceship is *Shenzhou V*.

1. Look, listen and say.



2. Listen and read.

Daming and Simon made a model of a Chinese spaceship. The name of the spaceship is *Shenzhou V*. In 2003, it took a Chinese taikonaut into space for the first time. It took the national flag of China and some seeds, too.



3. Look and write.

What did they do yesterday?



Daming made a model _____
of a Chinese spaceship. _____

4. Listen and say. Then sing. 



HERE IS A PRESENT FOR YOU



Here is a present for you. Here is a present for you. I bought you a book.



So take a look. A book from me to you. And




here's a present for you. And here's a present for you. I bought you some socks.



I put them in a box. Some socks from me to you.



5. Do and guess.



6. Discuss and write.



Think of questions for a survey about birthday presents.

What presents did you get for your last birthday?





MODULE


7

Unit


1

My father flew into space in *Shenzhou V*.

1. Look, listen and say. 



2. Listen and read. 



My father, Yang Liwei, is a taikonaut, and he is very famous.

In October 2003, my father flew into space in *Shenzhou V*. He spent about twenty-one hours in space. He did a lot of work there. He also made a video in space. Then he came back to the earth.



My mother and I went to the airport to meet my father. We were very happy. It was a great day! I was very proud of him. He still tells me about his space travel now. I want to go into space someday, too.



3. Listen and say. 



My father flew into space in *Shenzhou V*.



He spent about twenty-one hours in space.

4. Practise.

Make sentences with the words and read aloud your sentences.



flew

1. A bird flew into the sky. _____
2. Yang Liwei flew into space. _____

spent

1. _____
2. _____

made

1. _____
2. _____

came

1. _____
2. _____



MODULE 7

Unit 2

She couldn't see or hear.

1. Listen and chant.





Helen couldn't see.
But she could read.
Helen couldn't hear.
But she could talk.



2. Listen and read.

Helen Keller was born in the US in 1880.
She had an illness at nineteen months old.
After that she couldn't see or hear.

But she learnt to read,
write and speak. It was
difficult, but Helen was
clever and she tried hard.




Helen travelled round the world
and told her story. She also wrote
books and helped blind people.

She was famous all over the world.
She is a model for blind people,
and also for you and me.

3. Read and complete.

1



She couldn't see or hear.

2



She learnt to _____.



3



She learnt to _____.

4



She is a _____ for blind people.

4. Listen and say. Then sing.



WHEN I WAS A BABY

When I was a baby, I couldn't walk. I couldn't walk and
I couldn't talk. When I was a baby, I couldn't
walk, but now I can walk and talk. When I was a baby, I could
play. I could play. I could play all day. When I was a
baby, I could play, but now I can't play all day.



5. Ask and answer. Then guess.




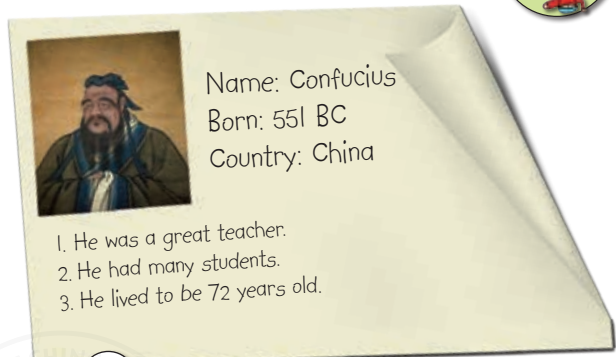
Where did I go?



6. Draw, write and report.



Make a poster about a famous person and talk about him/her.





MODULE



Unit

1

Why do you have cups on your heads?

1. Look, listen and say.




2. Listen and read.



Sam came into the classroom and saw some classmates there. They had cups on their heads. "Why do you have cups on your heads? Why are you laughing?" he asked.




Daming told him the story. They planned to play a baseball game. Amy asked Lingling to bring some caps for the game. But Lingling brought some cups. They all laughed. Then they put the cups on their heads and laughed more.



Sam smiled. "It's easy to make mistakes with English words," he said. "I make lots of mistakes with Chinese words, too. Now look, what's in my bag?" Sam opened his bag. There were baseball caps! "Hooray!" everyone shouted. They put the caps on. Then they went to the playground and played baseball together.



3. Listen and say. 



Why do you have cups on your heads?



It's easy to make mistakes with English words.

4. Practise.

Read and write. Then ask and answer.



laugh

A: Why are you laughing?

happy

B: Because I'm happy.



cry

A: Why are you _____?

sad

B: Because _____.



shout

A: _____

angry

B: _____



eat

A: _____

hungry

B: _____

Unit 2

Why are you wearing a hat?

1. Look, listen and say.



2. Listen and read.



Why are you wearing a raincoat?
Because it's going to rain.



Why are you wearing a hat?
Because it's going to be hot.



Why are you wearing a T-shirt?
Because I'm going to play basketball.



Why are you wearing a dress?
Because I'm going to the theatre.

3. Look and write.



why

because



scared / lion

A: Why is he scared? _____

B: Because there is a lion. _____



happy / ice cream

A: _____

B: _____

4. Listen and say. Then sing.



WHY, WHY, WHY...?

Why, why, why are you looking at the sky? Why, why, why, why,


why? Why, why, why are you looking at the sky,

looking at the sky so high? Because I can see

something looking down at me, looking down at me. Because I can see

something looking down at me. There's a

big bird in the tree.



5. Find the answers.



Why did the girl go into space?

Why did the boy eat fast?

Why was 6 afraid of 7?

Why did the dog sit under the tree?



Because it didn't want to be a hot dog.



Because she wanted to be a star.



Because it was his breakfast.



Because 7 ate 9.

6. Read, think and write the ending. Then tell the story.



Lingling is in the park. She is going to have a picnic there. Then there comes a big dog. The dog is running after Lingling and she is running and crying...



MODULE



Unit

1 Best wishes to you!

1. Listen and chant.

Best wishes to you!
Good luck to you!
You are a great friend.
And I will miss you.




2. Listen and read.



Daming
12 years old
China 

Dear friends,
We're going to say goodbye to
our primary school soon. I enjoyed
our time together. I want to remember
you all. Please write a message in this
book. I'll keep it forever. Thank you!

Daming 



Lingling
13 years old
China



Daming,
You're a naughty but lovely boy.
You helped me in sport. You
brought us lots of joy. Good
luck for the future!

Lingling



Amy
13 years old
UK



Daming,
We had a happy time at school.
You taught me Chinese. Thank
you very much. You're a wonderful
friend. I will miss you!

Amy




Sam
12 years old
UK



You're my best friend, Daming.
I'll never forget our time together.
Best wishes to you!
Come to the UK to watch football
games with me!

Sam

3. Listen and say. 



4. Practise.



Say good wishes to your friends.



MODULE 9

Unit 2

Wishing you happiness every day.

1. Look, listen and say.



2. Listen and read.



Dad: Lingling, what are you doing?

Lingling: I'm writing goodbye letters to all my friends at school.

Dad: That's good. What are you writing in your letters?

Lingling: Well, first I write the name of a friend. Look! This one is for Amy.



Lingling: And then I write "Wishing you happiness every day" in every letter.

Dad: Wow! There are about forty letters here. What a lot of good wishes!



3. Now read and answer the questions.



● What is Lingling doing?

● Then what does she write?

● What does she write first?

● How many letters are there?



4. Listen and say. Then sing.



GOODBYE, MY FRIEND

Goodbye, goodbye, my friend! It's nearly the end, the
 end. Good luck, good luck to you! Good luck, good luck to
 you! Goodbye, goodbye, my friend! It's nearly the end, the
 end. Wishing you happiness every day.
 Wishing you happiness every day.




5. Give good wishes to your friends.



6. Write and say.



Write best wishes to your friends in their notebooks.






MODULE 10

Unit

1

We're going to different schools.

1. Look, listen and say.



2. Listen and read.

A goodbye speech by Lingling

Dear classmates, we're going to leave our primary school soon and start middle school this September. I'm excited, and also sad.



I'm excited because we're going to study Chinese, English, Maths, History, Geography, and learn lots of new things in middle school. We're also going to meet new friends there.



At the same time, I'm very sad to say goodbye to you. We're going to different schools. My best friends Sam and Amy are going back to the UK. They're going to a new school there. I am happy for them. Six years ago, they spoke only very little Chinese. Now they can speak a lot more. Keep on practising Chinese in the UK. And come back to China sometime!



My dear friends, I'll miss you all. Let's write lots of emails to each other! We'll always be friends. Thank you. And goodbye!

3. Listen and say. 



We're going to leave our primary school soon and start middle school this September.



I'm very sad to say goodbye to you. We're going to different schools.

4. Practise.

Talk and write.



Where are you going this summer?

What are you going to do?

I'm going to...

I'm going to...

I'm going to...

MODULE 10


Unit

2

I'm going to Lake Middle School.

1. Listen and chant.

I'm going to study History,
Science and Chemistry,
Maths and Geography,
and learn with my new friends happily!



2. Listen and read.

Amy: Which middle school are you going to in September?

Lingling: I'm going to Park Middle School. What about you?

Amy: I'm going to Lake Middle School.



Lingling: What are you going to study?

Amy: I'm going to study History, Science, Geography and French. What about you?

Lingling: I'm going to study Physics, Chemistry and Chinese. I'm also going to study History and Geography. But I'm not going to study French.



3. Now read and answer the questions. 

● Is Lingling going to middle school in September?

● Which middle school is Amy going to?

● What is Amy going to study?

● What is Lingling going to study?


● Which middle school do you like? Why?



4. Listen and say. Then chant. 


School is nearly finished.
It's time to start anew.
Now I can speak English.
I can speak to you.

It's time to say goodbye now.
School is going to end.
But we can write in English
and we will always be friends.



5. Follow and say.

What are you going to do in middle school?



6. Write a letter to your friend.

What are you going to study in middle school?



Dear... ,

I'm going to middle school in

September. I'm going to study

History, Science...





1. Match and say.

Match the expressions in the boxes to make funny sentences.

The monkey went into space and sent an email.

The girl...	... went to work...	... and bought some fruit.
The boy...	... went to the hospital...	... and played football.
The man...	... climbed up the tree...	... and sent an email.
The woman...	... went to the supermarket and watched TV.
The doctor...	... went into space...	... and studied English.
The old man...	... went to the park...	... and ate a banana.
The monkey...	... stayed at home...	... and said, "I feel great."
The taikonaut...	... went to school...	... and helped ill people.

2. Now follow and say.



3. Look and complete the dialogue.




	<p>Hello! What do you want to eat?</p>	<p>_____</p>	
	<p>_____</p>	<p>I want a cola, please.</p>	
<p>.....1</p> <p>.....1</p>	<p>That's one hot dog and one cola.</p>	<p>_____</p>	
<p>\$3.50</p>	<p>It's three dollars and fifty cents.</p>	<p>_____</p>	



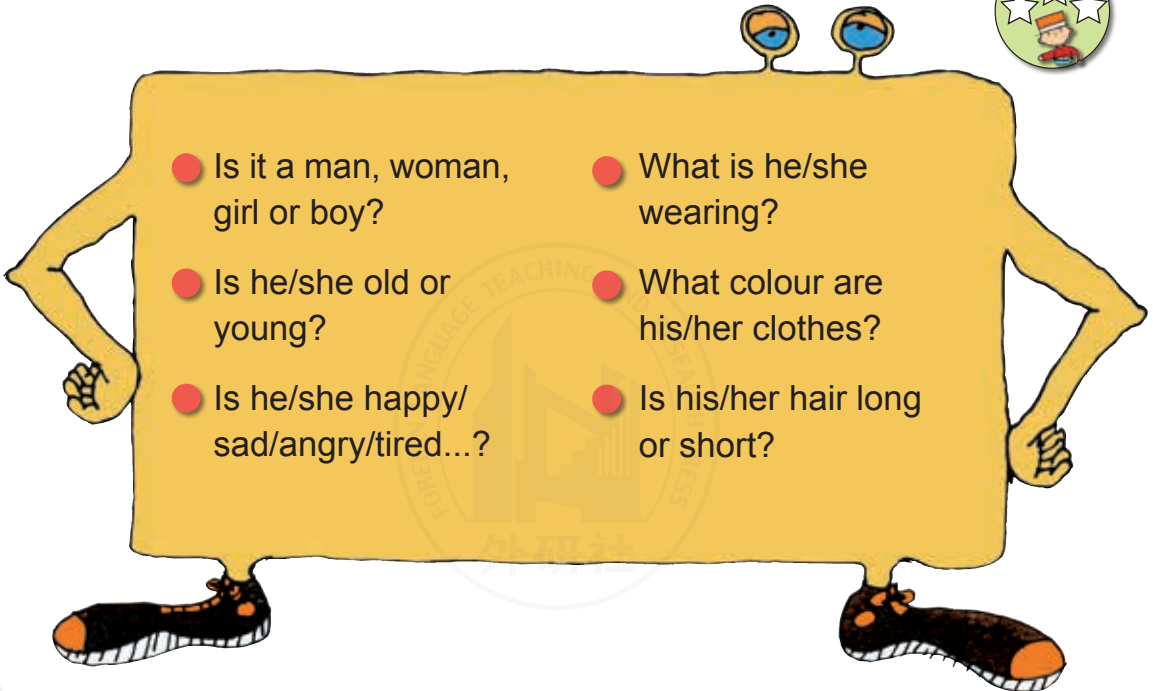
Thank you.
Enjoy your meal!



1. Listen and number.



2. Now point, ask and answer.



- Is it a man, woman, girl or boy?
- What is he/she wearing?
- Is he/she old or young?
- What colour are his/her clothes?
- Is he/she happy/sad/angry/tired...?
- Is his/her hair long or short?

3. Guess and say.

Describe one of your classmates.



4. Now write.

Write about one of your classmates.



Blank writing area with horizontal lines for text. A watermark for 'FOREIGN LANGUAGE TEACHING AND RESEARCH SOCIETY' is visible in the background.

Words and Expressions in Each Module

Module 1

hot dog 热狗

*cashier 收银员

*cola 可乐; 一杯可乐

soup 汤

dollar 美元

cent 美分

enjoy 享用, 享受

meal 餐

Module 2

later 后来, 以后

to go 剩余

dark 黑色的; 黑暗的

cloud 云

Oh dear! 哎呀! 天哪!

dry 干的

stay 保持, 维持

cloudy 多云的

Module 3

close 合上, 关闭

quickly 快地, 快速地

left (leave的过去式) 丢下

shine (太阳) 发光, 照耀

cry 喊, 叫

Module 4

thing 东西, 事物

need 需要

grab 抓住; 抓取

balloon 气球

fly away 飞走

*stairs (常复) 楼梯

Module 5

telephone 电话

ring 响

bell 门铃

*bark (狗) 吠, 叫

arrive 到达

hardly 几乎不

*raincoat 雨衣

*tunnel 隧道

Module 6

home 回家

earth 地球

space 太空

travel 旅行

interested 感兴趣的

be interested in 对……感兴趣

*spaceship 宇宙飞船

surprised 惊奇的; 惊讶的

made (make的过去式)

做, 制作

model 模型; 模范, 榜样

*taikonaut (中国的) 太空人,
宇航员

national 国家的

flag 旗

*seed 种子

Module 7

flew (fly的过去式) 飞, 飞行

spent (spend的过去式) 度过

video 录像

*someday 有朝一日

born 出生, 诞生

illness 病, 疾病

round 在……各处

all over the world 全世界

Module 8

cup 杯子

classmate 同班同学

baseball 棒球

brought (bring的过去式) 带来

more 更强烈地

mistake 错误

make mistakes 犯错误

word 单词, 字

Module 9

wish 愿望, 希望; 祝, 祝愿

best wishes 最美好的祝愿

luck 运气

primary 初级的, 初等的; 小学的

primary school 小学

keep 保留

*forever 永远

*joy 乐趣

future 未来, 将来

taught (teach的过去式) 教, 讲授

wonderful 极好的, 了不起的

happiness 幸福, 快乐



Module 10

middle 中部的；中等的；中间

middle school 中学

speech 演说；讲演

September 九月

excited 激动的，兴奋的

geography 地理

same 相同的

at the same time 同时

little 极少量的

keep on 保持

*sometime 某个时候

each other 互相；彼此

chemistry 化学

physics 物理

(注：黑体词为义务教育英语课程标准二级词汇，标有*的词为五级词汇表外的词汇)



Word List

Aa

all over the world 全世界

arrive 到达

Bb

balloon 气球

*bark (狗) 吠, 叫

baseball 棒球

bell 门铃

born 出生, 诞生

brought (bring的过去式) 带来

Cc

*cashier 收银员

cent 美分

chemistry 化学

classmate 同班同学

close 合上, 关闭

cloud 云

cloudy 多云的

*cola 可乐; 一杯可乐

cry 喊, 叫

cup 杯子

Dd

dark 黑色的; 黑暗的

dollar 美元

dry 干的

Ee

each other 互相; 彼此

earth 地球

enjoy 享用, 享受

excited 激动的, 兴奋的

Ff

flag 旗

flew (fly的过去式) 飞, 飞行

fly away 飞走

*forever 永远

future 未来, 将来

Gg

geography 地理

grab 抓住; 抓取

Hh

happiness 幸福, 快乐

hardly 几乎不

home 回家

hot dog 热狗

Ii

illness 病, 疾病

interested 感兴趣的

be interested in 对……感兴趣

Jj

*joy 乐趣

Kk

keep 保留

keep on 保持

Ll

later 后来, 以后

left (leave的过去式) 丢下

little 极少量的

luck 运气

Mm

made (make的过去式)

做, 制作

meal 餐

middle 中部的; 中等的; 中间

middle school 中学

mistake 错误

make mistakes 犯错误

model 模型; 模范, 榜样

more 更强烈地

Nn

national 国家的

need 需要

Oo


Oh dear! 哎呀! 天哪!

Pp

physics 物理

primary 初级的, 初等的; 小学的

primary school 小学



Qq

quickly 快地, 快速地

Rr

*raincoat 雨衣

ring 响

round 在……各处

Ss

same 相同的

at the same time 同时

*seed 种子

September 九月

shine (太阳) 发光, 照耀

*someday 有朝一日

*sometime 某个时候

soup 汤

space 太空

*spaceship 宇宙飞船

speech 演说; 讲演

spent (spend的过去式) 度过

*stairs (常复) 楼梯

stay 保持, 维持

surprised 惊奇的; 惊讶的

Tt

*taikonaut (中国的) 太空人,
宇航员

taught (teach的过去式) 教,
讲授

telephone 电话

thing 东西, 事物

to go 剩余

travel 旅行

*tunnel 隧道

Vv

video 录像

Ww

wish 愿望, 希望; 祝, 祝愿

best wishes 最美好的祝愿

wonderful 极好的, 了不起的

word 单词, 字



Words and Expressions in Songs and Chants

anew 再, 重新

as 像……一样

brightly 明亮地, 耀眼地

dish 食品, 菜肴

finished 结束的, 完成的

gone 离去的

sadly 悲伤地, 伤心地

seat 座位

spoil 毁掉, 破坏

strange 奇怪的, 奇特的

wake up 醒来

wave 挥(手), 招(手)

Proper Nouns

Names

Bobo 博博

Helen Keller 海伦·凯勒

Others

Shenzhou V “神舟五号”



Pronunciation

teacher	river	letter	cat	duck	arm	balloon	bird	dog	morning
Chinese	magic	leg	apple	mother	grass	teacher	nurse	fox	tall

book	soup	cake	bike	boy	house	poem	ear	chair
football	food	plane	rice	point	flower	boat	near	bear

pencil	banana	tea	dog	kite	gold	fish	vegetable
map	table	parent	hand	music	hamburger	wolf	glove

sun	zoo	theatre	this	shoe	usually	race	house
rice	nose	mouth	mother	fish	television	radio	head

cats	beds	train	driver	chair	jacket
coats	friends	trousers	dress	lunch	bridge

moon	noodle	monkey	lion	watch	yellow
swim	dragon	dumpling	ruler	window	year

AB
CD
FG

Irregular Verbs

Infinitive

begin
break
bring
build
buy
catch
come
do
draw
drink
drive
eat
fall
feed

Past Tense

began
broke
brought
built
bought
caught
came
did
drew
drank
drove
ate
fell
fed

Infinitive

find
fly
forget
get
give
go
have
hear
hide
know
learn
leave
lose
make

Past Tense

found
flew
forgot
got
gave
went
had
heard
hid
knew
learnt/learned
left
lost
made

Irregular Verbs

Infinitive

meet

put

read

ride

ring

run

say

see

sell

send

Past Tense

met

put

read

rode

rang

ran

said

saw

sold

sent

Infinitive

sit

speak

spend

take

teach

tell

think

wear

win

write

Past Tense

sat

spoke

spent

took

taught

told

thought

wore

won

wrote



Reading for Pleasure

UFOs

People say UFOs are spaceships from other planets. But are there really UFOs? Do creatures from other planets visit the earth?



All over the world, people say that they saw things flying in the sky. Some looked like ice cream. Some looked like plates. One man saw one like a banana! They think these objects came from other planets. What do you think?

Reading for Pleasure

A woman in Australia said she was washing her car when she saw a UFO coming towards her. She was very scared, so she ran home.



She went back to the car the next day and had a surprise. Half of the car was clean and half was dirty. What do you think happened?




Reading for Pleasure

A man in the US said that a creature from another planet put him inside a UFO. This man had a bad back and the creature helped him. Then the UFO took him home. Now his back is better. We don't know if this is true. What do you think?



Reading for Pleasure

Another man said he came home from his holiday and saw that his house was not there. There was only a hole. Did a UFO take his house? What do you think?



Word list

better 有所好转的

creature 动物；人

hole 坑，洞

planet 行星

plate 盘子；碟子

towards 向

UFO (Unidentified Flying Object)

飞碟，不明飞行物




Fantastic Animals

Which dad has babies?

Normally, mother animals have the babies or eggs. But seahorses are different. The father has the babies inside him. Hundreds of baby seahorses come out of a hole in his body.

Seahorses are fish, but their heads look like horses'.



Reading for Pleasure

Why do rabbits have big ears?

Rabbits have very big ears. They can hear very well. They can hear dangerous animals coming and then they run away. The big ears also keep their body cool.



Why do birds have feathers?


Birds have feathers to keep them warm and dry. Feathers can keep off the rain. Feathers are very light and they help birds fly.



Reading for Pleasure

How long do turtles live?

Turtles can live for a very long time. Some are more than two hundred years old.



Are spiders insects?

Spiders are not insects. Insects have got six legs and spiders have got eight.



Word list

feather 羽毛

normally 通常

rabbit 兔子

seahorse 海马

turtle 海龟



The Special Carpenter

Once upon a time, there was a boy called Lu Ban. Lu Ban loved wood. He wanted to be a carpenter. In fact, he wanted to be a very, very good carpenter.

Lu Ban needed to find a good teacher. So he said goodbye to his parents and left home to find a teacher.



Reading for Pleasure

He walked and walked. He was very tired, but he didn't stop.

Then he saw a very high mountain. He could not see any road across the mountain.

"How am I going to cross this mountain?" he thought.



Reading for Pleasure

Then he saw an old man near the mountain. Lu Ban asked the old man, "Is there a road to cross the mountain?"

"There is no road," said the old man. "No one can pass this mountain. It is too difficult," he said.




Reading for Pleasure

But Lu Ban carried on. He climbed and climbed. It was very dangerous, but he didn't stop. Finally, he reached the other side. Then he carried on walking.




Reading for Pleasure

Lu Ban found a very good teacher. The teacher told Lu Ban to clean his tools for seven days. Lu Ban did this. Then the teacher told him to make one thousand holes in some wood. Lu Ban did everything the teacher said.




Then the teacher said, "Now I know you really want to be a good carpenter. I will teach you."



Reading for Pleasure

Lu Ban was very happy. Lu Ban stayed for three years with his teacher. Then he became a great carpenter. He is famous all over China till today.



Word list

across 越过；穿过

carpenter 木匠

carry on 坚持

in fact 事实上

left (leave的过去式) 离开

thought (think的过去式)

想，思考

till 直到……为止

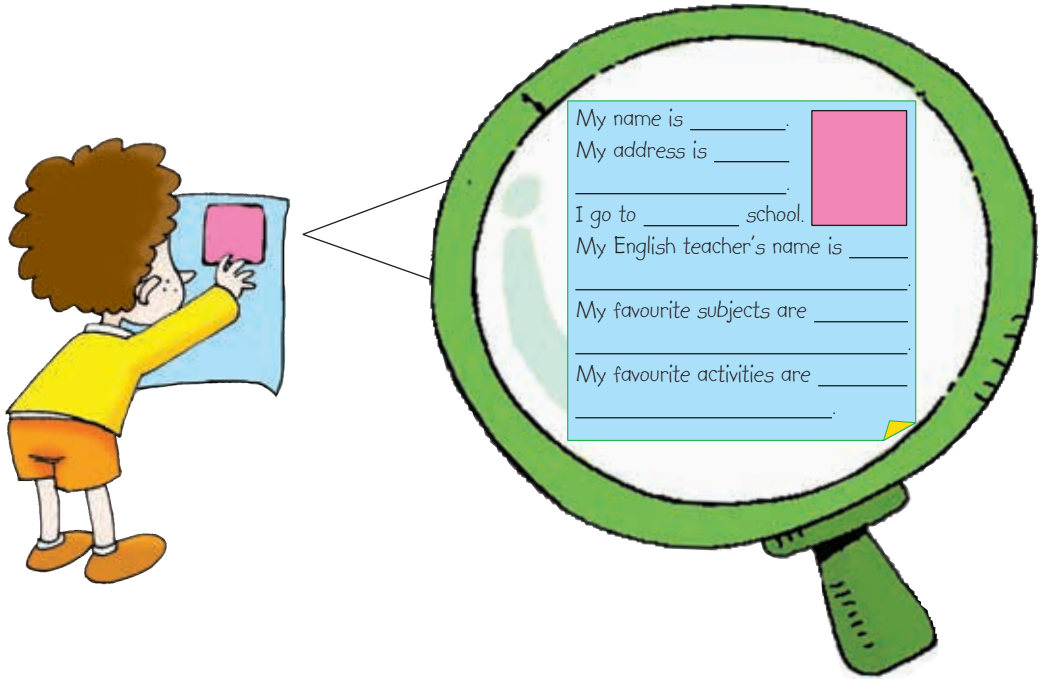
tool 工具

Project

Class Album

1. Make a page about yourself.

Stick a photo of you on a piece of paper. Then write about yourself.



2. Ask questions and make pages about your English teacher and your friends.

- Where do you live?
- What's your favourite book?
- What's your favourite music?
- What are your favourite subjects?
- What do you like doing?
- What don't you like doing?

What do you like doing?



Where do you live?



Project

3. Ask your English teacher and your friends to write in your album.



Project


4. Tell the class about your album.



5. Display the albums and invite your parents to see them.



Notes





后记

既名为“后记”，一般应该是本教材使用完毕后才看到的吧。

那么，同学们，你们喜欢这套教材吗？大明、玲玲以及他们的小伙伴们是否让你们喜爱上了英语，并且帮助你们掌握了一定的英语运用能力呢？如果是这样，那就太好啦！希望你们在以后的英语学习中继续大胆地开口说英语——课上说、课下说；继续积极地参与各项语言活动。一句话，你们要尽量主动使用英语来表达意思和做事情，这样才能把英语学好。

可敬的老师们，感谢你们的辛勤劳动，以及你们为国家英语课程改革付出的努力和做出的贡献。在修订本套教材的过程中，我们也充分考虑了英语课程改革以及一线教学的需求。修订后的教材更加突出了英语课程工具性和人文性的统一，优化了各册的结构设计和内容安排，以使教学脉络更加清晰、梯度更加合理。

为了在最大程度上保证教材与课程标准的契合，便于一线教学使用，所有参与本套教材编写的人员均付出了艰辛的努力。在此我想特别感谢我的编写团队，没有他们的努力与付出，就没有本教材的问世。

本册教材的主要编写人员如下（中方编写人员按姓氏笔画排序）：

Naomi Simmons（英）

于业宏

王馨悦

孙泓

张琦

樊波

你们的

二〇一二年春日





New Standard English



绿色印刷产品

