

五·四学制



义务教育教科书

英语

(三年级起点)

三年级 上册



山东科学技术出版社

义务教育教科书(五·四学制)

英语

(三年级起点)
三年级 上册



主 编：田贵森 高洪德

副 主 编：陈元宝 刘 倩

分册主编：韩惠芬 许立英

编写人员：高洪德 陈元宝 刘 倩 韩惠芬 许立英 李 东

刘清波 纪荣艳 王亚春 赵 萍 杨海燕 孙 杰

方 化 陈 峰

项目负责：孙 锋

责任编辑：杨立龙 庾 艳 于康康 马阳阳

美术编辑：姜海涛

装帧设计：姜海涛 杨雯雯

音乐设计：周晓珑

插 图：王洪彦 孙国庆 盖永仕 周 军

电脑制作：安树仁

审 定：李静纯

前 言

亲爱的同学们，欢迎你们使用这套小学英语教材！

学习英语，有利于同学们更好地了解世界，学习先进的科学文化知识，和各国青少年相互沟通；有利于你们开阔视野，丰富生活经历，培养爱国主义精神，为你们的健康成长打下基础。

学完了这套英语教材，你们将能够用英语和同学们互相交流，能听懂、读懂并讲述简单的英语小故事，能演唱20多首英语歌曲和歌谣，甚至还能用英语表演小短剧呢！除了这些，你们还将了解一些外国有趣的人和事。

这套教材有以下几个特点：第一，它是专门为五年制小学的同学编写的；第二，教材内容生动有趣，通过Li Ming、Jenny和Danny等人物展开故事，配有大量的图画；第三，重视英语的学用结合，能够帮助同学们学会用英语“做事情”；第四，学习的难度不大，只要坚持认真学习，积极参与听、说、读、写活动，就能学好！

同学们，这套教材是数码有声点读教材，并且配有学习活动光盘、录音磁带、配套练习册、词汇卡片等，为你们的学习提供了方便。相信你们会喜欢这套教材，喜欢英语学习，并在学习过程中培养良好的习惯和优秀品德，将来成为祖国的有用人才。

祝你们成功！

编 者
2013年7月

My Friends & I



Jenny



Li Ming



Guo Yang



Wang Hong



It's me.



Peter



Danny



Miss Zhang




Mr Wood

图例对照说明



listen



read



say



act



play



sing



chant



talk



fun time



CONTENTS

Unit 1	Greetings	1
Unit 2	Introduction	9
Unit 3	Family	17
Unit 4	Body	25
Unit 5	Classroom	33
Unit 6	Colours	41
Unit 7	Numbers	49
	Review	57
	Words in Each Unit	61
	Vocabulary	64



UNIT 1

Greetings

Hello!
I'm Danny.

Nice to meet you.

Nice to meet you, too.



UNIT 1

Lesson 1

Hello!

1. Listen and say.



Hello!

Hello!

Hello!



Hello! I'm Li Ming.

Hello! I'm Jenny.

Hi! I'm Danny.



2. Let's talk.



3. Let's chant.



Hello, Jenny. Hello, Jenny. I am Danny.
Hi, Danny. Hi, Danny. I am Jenny.

Hello, Danny. Hello, Danny. I am Jenny.
Hi, Jenny. Hi, Jenny. I am Danny.



UNIT 1

Lesson 2

How are you?

1. Listen and say.



Good morning.



Good morning.

How are you?



I'm fine. Thank you.
And you?

Fine, thank you.

Goodbye!



Bye!

2. Let's talk.



How are you?

I'm fine. Thank you.
And you?

Fine, thank you.

3. Let's sing.



How are you?

1 = 1) $\frac{4}{4}$

5 3 1 5 3 1 | 1 . 2 3 4 2 -


How are you? How are you? How are you to - day?

0 4 2 2 0 4 2 2 |

I'm fine, thanks. I'm fine, thanks.

5 . 4 3 2 1 - ||

Have a nice day.



UNIT 1

Lesson 3

Nice to meet you.

1. Listen and say.



Good afternoon,
Miss Zhang.

Good afternoon,
Li Ming.

Good afternoon.
I'm Danny.

Nice to meet you.

Good afternoon, Danny.

Nice to meet you, too.

2. Let's talk.



Good afternoon.
I'm Jenny.



Good afternoon.
I'm Guo Yang.

Nice to meet you.



Nice to meet you, too.

3. Let's sing.



Good morning



1=F $\frac{3}{4}$

5 5 6 5 $\dot{1}$ | 7 - 5 5 | 6 5 $\dot{2}$ | $\dot{1}$ - 5 5 |
Good mor-ning to you. Good mor-ning to you. Good

$\dot{5}$ $\dot{3}$ $\dot{1}$ 7 6 $\dot{4}$ $\dot{4}$ $\dot{3}$ $\dot{1}$ $\dot{2}$ | $\dot{1}$ - |
mor-ning, dear tea-cher. Good mor-ning to you!



UNIT 1

Lesson 4

Again, please!

1. Let's talk.



Hi! I'm Li Ming.

Hi! I'm Guo Yang.

Nice to meet you.

Nice to meet you, too.

How are you,
Miss Zhang?

Fine, thank you.
And you?

Bye!

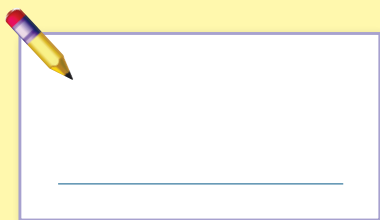
I'm fine. Thank you.

Bye!

2. Fun time.



Make and say.



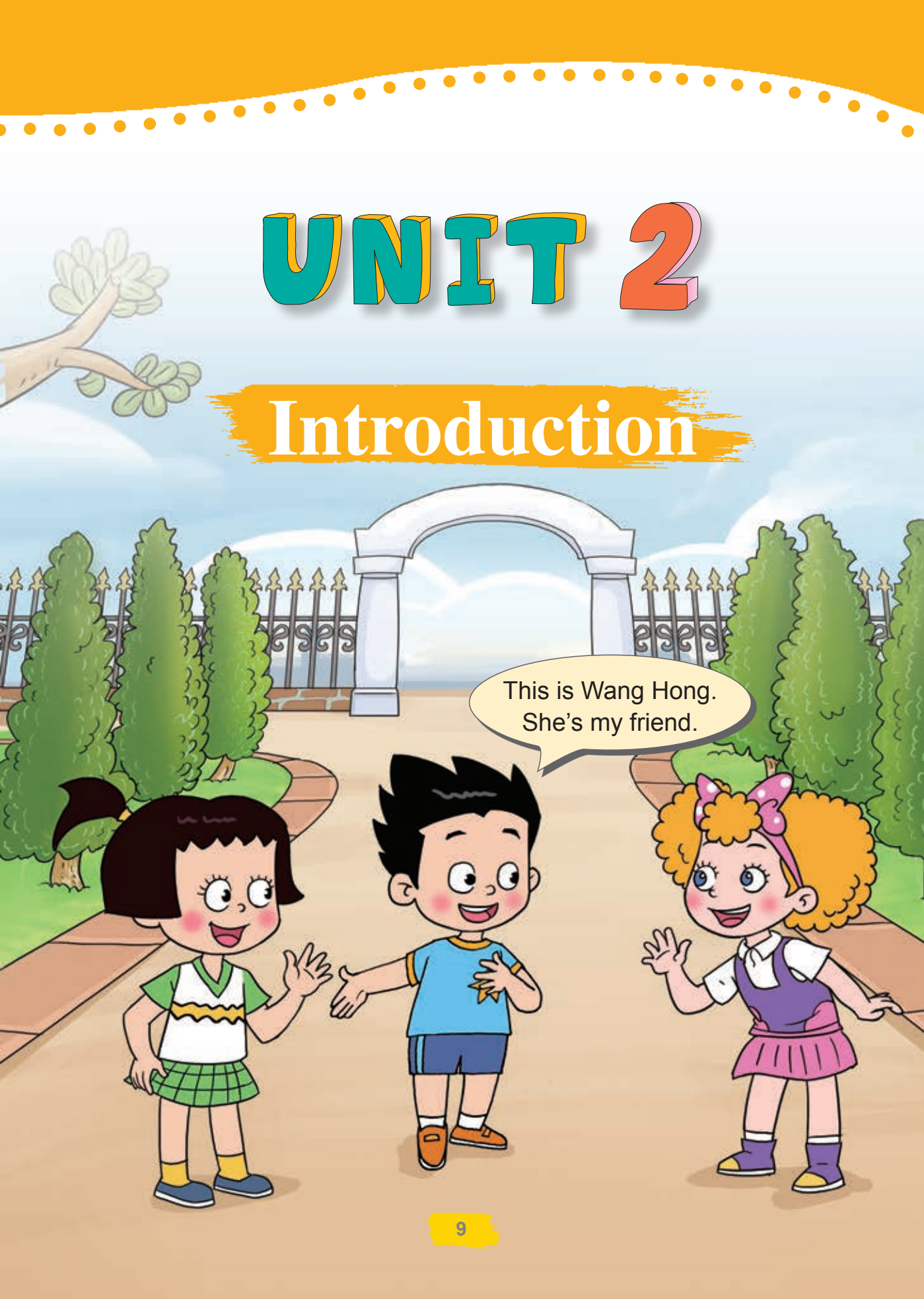
Hello! I'm Danny.

Hi, Danny.
I'm Liu Yubin.



UNIT 2

Introduction




This is Wang Hong.
She's my friend.

UNIT 2

Lesson 1

This is Wang Hong.

1. Listen and say.



2. Let's talk.



This is Li Ming.



Hi! Nice to meet you.

Nice to meet you, too.



This is Guo Yang.



Hi! Nice to meet you.

Nice to meet you, too.



3. Let's sing.



This is Jenny

$1 = b_E \quad \frac{4}{4}$

1 2 3 1 | 1 2 3 1 | 3 4 5 - |

This is Jen-ny. This is Jen-ny. How are you?

This is Dan-ny. This is Dan-ny. How are you?

3 4 5 - 5 6 5 4 3 1 |

How are you? I'm fine. Thank you.

How are you? I'm fine. Thank you.

5 6 5 4 3 1 | 2 5 1 - 2 5 1 - |

I'm fine. Thank you. How are you? How are you?

I'm fine. Thank you. How are you? How are you?

UNIT 2

Lesson 2

What's your name?

1. Listen and say.



2. Let's talk.



What's your name?

My name's Li Ming.



Nice to meet you.

Nice to meet you, too.

3. Let's sing.



What's your name?

1-D $\frac{2}{4}$

5 6 5 4 |
Hel-lo Hel-lo
Hel-lo Hel-lo

3 4 5 |
What's your name?
What's your name?

2 3 4 |
What's your name?
What's your name?


3 4 5 |
What's your name?
What's your name?

5 6 5 4 |
Hel-lo Hel-lo
Hel-lo Hel-lo

3 4 5 |
What's your name?
What's your name?

2 5 |
My name's
My name's

3 1. |
Jen - ny.
Dan - ny.



UNIT 2

Lesson 3

She's my friend.

1. Listen and say.



This is Liu Lei.
He's my friend.



This is Zhou Bing.
She's my friend.



Let's play!

Nice to meet you.



Nice to meet you, too.



OK!

2. Let's talk.



This is Lily.
She's my friend.



This is Wang Gang.
He's my friend.



He's my friend.



Wow! Harry Potter!

3. Let's chant.



Jenny, Jenny, this is Jenny.
Friend, friend, she's my friend.
Danny, Danny, this is Danny.
Friend, friend, he's my friend.



UNIT 2

Lesson 4

Again, please!


1. Let's talk.



2. Fun time.




Draw and say.



UNIT 3

Family



This is my family. This is my father. He's a doctor.

UNIT 3

Lesson 1

This is my mother.

1. Listen and say.



This is my mother.



This is my father.



This is my sister.



This is my brother.




UNIT 3

2. Let's talk.



Look! This is my family.
This is my father.
This is my mother.
This is



3. Let's sing.



Family



$1 = \text{bE} \quad \frac{4}{4}$

0 5 | 1. 1 1. 1 1. 2 3. 3 3. 3 3 -

The fami-ly has a father. The fami-ly has a father.

The fami-ly has a mother. The fami-ly has a mother.

5 5. 6 5. 3 1. 2 | 3. 3 2. 2 1 :

Hi-ho the der-ry-o. I love my fa-ther.

Hi-ho the der-ry-o. I love my mo-ther.



UNIT 3

Lesson 2

He's my grandpa.

1. Listen and say.



Look! He's my grandpa.




She's my grandma.



He's my brother.



She's my sister.



2. Let's talk.



Look!
He's my grandpa.




She's my grandma.

3. Let's act.



Look! I am GRANDMA.

Hi! I am GRANDPA.



Ha-ha ... He's GRANDPA.
She's GRANDMA.

UNIT 3

Lesson 3

She's a doctor.

1. Listen and say.



This is my grandpa.
He's a farmer.



This is my grandma.
She's a farmer, too.



This is my father.
He's a teacher.




This is my mother.
She's a doctor.



2. Let's talk.



I'm a doctor. He's a teacher.
She's a farmer.



3. Let's chant.



Teacher, doctor, farmer.
She's a super teacher.
He's a super doctor.



She's a super farmer.
Teacher, doctor, farmer.
Super! Super! Super!



UNIT 3

Lesson 4

Again, please!

1. Let's talk.



This is my mother.
She's a doctor.



This is my father.
He's a teacher.



This is my grandpa.
He's a farmer.



This is my family.

2. Fun time.



Read and find.



Family.

UNIT 4

Body



I have two eyes.



This is my nose.






I have a tail.



Lesson 1

This is my head.

1. Listen and say.



2. Let's talk.



3. Listen and read.



Aa Bb Cc Dd



Lesson 2

I have a face.

1. Listen and say.



I have a nose.



I have a nose, too!



I have a mouth.



Me, too!

I have a face.



Me, too!

I have a tail.



Oh!

2. Let's talk.



3. Let's sing.



Head, shoulders

1 = C $\frac{2}{4}$



5 -	6 5 4 5	3 5	5 0
Head,	shoulders, knees and	toes, knees and	toes.



5 -	6 5 4 5	2 5	5 4 3 2
Head,	shoulders, knees and	toes, knees and	toes, and



1 3	5	i	2 i 7 i	6 . i
eyes, and	ears,	and	mouth, and	nose. Oh,

7 -	7 5 6 7	i i	i 0
head,	shoulders, knees and	toes, knees and	toes.



Lesson 3

I have two eyes.

1. Listen and say.



2. Let's talk.



Look! I have two eyes.

I have two hands.



I have two ears.

I have two arms.

3. Listen and read.



Ee Ff Gg



UNIT 4

Lesson 4

Again, please!

1. Let's talk.



This is my head.



This is my head.
I have a mouth.
I have a nose.



This is my head.
I have a mouth.



This is my head. I have a
mouth. I have a nose.
I have two eyes.



2. Fun time.



Touch and say.


Touch your nose.



This is my nose.

UNIT 5

Classroom



Lesson 1

This is my desk.

1. Listen and say.



2. Let's talk.



Danny, this is my desk.

That's your desk, Danny.



Oh! This is my desk.



3. Listen and read.




Hh Ii Jj Kk

H!

H!

Hh



Lesson 2

I have a new pen.

1. Listen and say.



Look! I have a schoolbag.



I have a book.



I have a pencil.




Me, too.

I have a new pen.



It's nice!

2. Let's talk.



3. Let's play.



Find the letters.



Lesson 3

What's this?

1. Listen and say.



2. Let's talk.



3. Listen and read.



Ll Mm Nn



UNIT 5

Lesson 4

Again, please!

1. Let's talk.



Mum, this is Mr Wood.

Nice to meet you.

Nice to meet you.



This is our new classroom.

Oh, it's nice!



This is my desk.
This is my chair.



What's this?

It's a pencil-case.



2. Fun time.




Find and circle.

q	t	s	r	o	r	a	b
l	p	g	a	e	u	a	o
p	e	n	c	i	l	z	o
i	n	a	a	d	e	s	k
n	f	w	a	k	r	a	b



UNIT 6

Colours



What colour is it?

It's yellow.

I like yellow.

Lesson 1

It's red.

1. Listen and say.



What colour is it?



It's red.

What colour is it?



It's green.

What colour is it?



It's yellow.

What colour is the pen?



It's blue.

2. Let's talk.



3. Listen and read.



Oo Pp Qq



It's red and yellow.

1. Listen and say.



What colour is it?



It's red and yellow.



What colour is it?



It's red and white.



What colour is it?



It's red, blue and white.



2. Let's talk.



What colour is it?



It's red.

What colour is it?



It's green and yellow.

3. Let's chant.



What is red? The mouth is red.
What is white? The face is white.
What is blue? The nose is blue.
What is black? The hair is black.
What is green? The body is green.



Lesson 3

I like green.

1. Listen and say.




What colour do you like?



I like green.

I like blue and white.

What colour do you like?




I like black.

I like orange.

2. Let's talk.



3. Listen and read.



Rr Ss Tt



UNIT 6

Lesson 4

Again, please!

1. Let's talk.



Look! I have a new schoolbag.

It's black and white.
I like it.

This is my schoolbag.
It's yellow. I like yellow.



2. Fun time.



Colour and say.

What colour is it?



Huang Gai



Guan Yu



Bao Zheng



It's red, black, blue and

UNIT 7

Numbers

How old are you?

I'm nine.

Happy birthday!



UNIT 7

Lesson 1

How many colours?

1. Listen and say.




2. Let's talk.



3. Listen and read.



Uu Vv Ww



How many books do you have?

1. Listen and say.



How many books do you have?



Let's count. One, two, three, four, five, six.
I have six books.

How many pencils do you have?



Eight. How many pencils do you have?

Seven.

How many pens do you have?



Nine. How many pens do you have?

I have ten pens.

2. Let's talk.



3. Let's play.



Find and match.



Lesson 3

How old are you?

1. Listen and say.



Hello, Jenny.
This is for you.

Thank you!



How old are you,
Jenny?

Guess!



One, two, three, four ...
Oh, you're nine.

Yes!
I'm nine.



Happy birthday!




2. Let's talk.



3. Listen and read.



Xx Yy Zz



UNIT 7

Lesson 4

Again, please!

1. Let's talk.



How many colours?


Red, orange, yellow ...
Seven.



How many brothers
do you have?

What's your name?

My name's
Guo Yang.



I have one.



How old are you?


I'm nine.

2. Fun time.



Let's sing.

Ten little pandas



1 = 1/4




1 1 1 1 1 1 3 5 5 3 2 1 | 2 2 2 2 2 2 7 2 2 7 6 5
 One little, two little, three little pan - das, four little, five little, six little pan - das,
 Ten little, nine little, eight little pan - das, seven little, six little, five little pan - das,

1 1 1 1 1 | 3 5 5 3 2 1 | 5 4 4 3 2 | 1 - - - ||
 seven little, eight little, nine little pan - das, ten little pan - das dance,
 four little, three little, two little pan - das, one little pan - da dances.

Review

Task 1

Ask and answer.




Task 2

Read and find more.



Task 3

Find and say.




head arm leg hand foot

nose eye mouth ear face

Task 4

Colour and talk.



Task 5

Read and act.



Task 6

Let's sing.

Q J

A Y

Z

L

B

K

M

T

P O

H

A B C song

1=C $\frac{2}{4}$

1 1 | 5 5 | 6 6 5 - | 4 4 | 3 3 | 2 2 1 - |
A B C D E F G, H I J K L M N,

5 5 | 4 - | 3 3 2 - | 5 5 | 4 - | 3 3 | 2 - |
O P Q, R S T, U V W, X Y Z,

1 3 | 5 - | 6 i | 5 - | 4 4 | 3 3 | 2 2 | 1 - ||
X Y Z. Now you see, I can say my A B C.

N

X

V

E

R

C

S

G

I

F

U

W

D

Words in Each Unit

单元词汇表

(注: 黑体单词要求学生能听、说、认读, 其他单词只作听、说要求。
第1、2单元词汇在以后单元中再现时要求能听、说、认读。)

Unit 1

hello 喂; 你好

I 我

I'm (I am) 我是

hi 喂; 你好

good 好的

morning 早晨, 上午

how 怎样, 如何

are 是

you 你, 你们

fine 好的

thank 谢谢, 感谢

and 和

goodbye 再见

bye 再见

afternoon 下午

Miss 小姐; 老师

nice 令人愉快的; 好的, 漂亮的

meet 遇见

too 也

Unit 2

Mr 先生

this 这, 这个

is 是

what 什么

what's (what is) 是什么

your 你的, 你们的

name 名字

my 我的

he 他

he's (he is) 他是

friend 朋友

she 她

she's (she is) 她是

let's (let us) 让我们

play 玩

OK 行, 好

wow 哇, 呀

Unit 3

look 看

family 家, 家庭

mother 母亲

father 父亲

sister 姐妹

brother 兄弟

grandpa 爷爷, 外公

grandma 奶奶, 外婆

a 一(个)

farmer 农民

teacher 教师

doctor 医生



Unit 4

head 头
arm 臂, 胳膊
leg 腿
foot 足, 脚
yes 是
no 不, 不是
have 有; 吃
nose 鼻子
mouth 嘴, 口
me 我
face 脸
tail 尾巴
oh 啊, 呀
two 二; 两个(的)
ear 耳朵
eye 眼睛
hand 手



Unit 5

our 我们的
classroom 教室
new 新的
desk 书桌
chair 椅子
that 那, 那个
that's (that is) 那是
schoolbag 书包
book 书
pencil 铅笔
pen 钢笔
it 它
it's (it is) 它是
ruler 尺子
pencil-case 铅笔盒
an 一(个)
eraser 橡皮
mum 妈妈

Unit 6

colour 颜色
red 红色的; 红色
green 绿色的; 绿色
yellow 黄色的; 黄色
the 这(那)个, 这(那)些
blue 蓝色的; 蓝色
white 白色的; 白色

like 喜欢

black 黑色的; 黑色

orange 橙色的; 橙色

Unit 7

how many 多少

one 一; 一个(的)

two 二; 两个(的)

three 三; 三个(的)

four 四; 四个(的)

five 五; 五个(的)

count 数, 计数

six 六; 六个(的)

eight 八; 八个(的)

seven 七; 七个(的)

nine 九; 九个(的)

ten 十; 十个(的)

for 给

how old 几岁, 多大年龄

guess 猜

you're (you are) 你是, 你们是

happy 快乐的, 幸福的

birthday 生日



Vocabulary

词汇表

A

a (an) 一(个)
afternoon 下午
and 和
are 是
arm 臂, 胳膊

B

birthday 生日
black 黑色的; 黑色
blue 蓝色的; 蓝色
book 书
brother 兄弟
bye 再见

C

chair 椅子
classroom 教室
colour 颜色
count 数, 计数

D

desk 书桌

doctor 医生

E

ear 耳朵
eight 八; 八个(的)
eraser 橡皮
eye 眼睛

F

face 脸
family 家, 家庭
farmer 农民
father 父亲
fine 好的
five 五; 五个(的)
foot 足, 脚
for 给
four 四; 四个(的)
friend 朋友

G

good 好的
goodbye 再见
grandma 奶奶, 外婆

grandpa 爷爷，外公
green 绿色的；绿色
guess 猜

H

hand 手
happy 快乐的，幸福的
have 有；吃
he 他
head 头
hello 喂；你好
he's (he is) 他是
hi 喂；你好
how 怎样，如何
how many 多少
how old 几岁，多大年龄

I

I 我
I'm (I am) 我是
is 是
it 它
it's (it is) 它是

L

leg 腿
let's (let us) 让我们
like 喜欢
look 看

M

me 我
meet 遇见
Miss 小姐；老师
morning 早晨，上午
mother 母亲
mouth 嘴，口
Mr 先生
mum 妈妈
my 我的

N

name 名字
new 新的
nice 令人愉快的；好的，漂亮的
nine 九；九个（的）
no 不，不是
nose 鼻子

O

oh 啊，呀
OK 行，好
one 一；一个（的）
orange 橙色的；橙色
our 我们的

P

pen 钢笔

pencil 铅笔
pencil-case 铅笔盒
play 玩

R

red 红色的; 红色
ruler 尺子

S

schoolbag 书包
seven 七; 七个(的)
she 她
she's (she is) 她是
sister 姐妹
six 六; 六个(的)

T

tail 尾巴
teacher 教师
ten 十; 十个(的)

• thank 谢谢, 感谢
• that 那, 那个
• that's (that is) 那是
• the 这(那)个, 这(那)些
• this 这, 这个
• three 三; 三个(的)
• too 也
• two 二; 两个(的)

W

• what 什么
• what's (what is) 是什么
• white 白色的; 白色
• wow 哇, 呀

Y

• yellow 黄色的; 黄色
• yes 是
• you 你, 你们
• you're (you are) 你是, 你们是
• your 你的, 你们的

义务教育教科书（五·四学制）

英 语

（三年级起点）

三年级 上册

出版者：山东科学技术出版社

地址：济南市玉函路16号

邮编：250002 电话：(0531) 82098082

发行者：山东新华书店集团有限公司

印刷者：山东临沂新华印刷物流集团有限责任公司

开本：787mm×1092mm 1/16 印张：4.5 字数：90千字

版次：2012年7月第3版

2021年7月第12次印刷

ISBN 978-7-5331-5782-1

定价：4.61元

义务教育教科书 英语 (三年级起点) 三年级 上册
价格批准文号: 鲁发改价格核 [2021] 631001 举报电话: 12345



定价: 4.61 元 (上光)