



义务教育教科书

全国优秀教材一等奖

# 英语

(三年级起点)

三年级下册



外语教学与研究出版社



义务教育教科书

全国优秀教材一等奖


# 英语

(三年级起点)

## 三年级 下册

主 编：陈 琳 Printha Ellis (英)

副主编：鲁子问



外语教学与研究出版社

FOREIGN LANGUAGE TEACHING AND RESEARCH PRESS

北京 BEIJING

Name (姓名): \_\_\_\_\_ Class (班级): \_\_\_\_\_ School (学校): \_\_\_\_\_

出版人：徐建忠  
项目统筹：王 芳   Charlotte Liu (加)  
项目策划：徐秀芝   申 蓓  
项目负责：申 蓓   陈海燕   邢印姝   Mary-Jane Newton (德)  
责任编辑：卫 昱   李小香  
绘制设计：金 妮   张春玲

英语（三年级起点）  
三年级下册 学生用书  
主编：陈 琳   Printha Ellis (英)

**基础教育出版分社：**

地 址：北京市西三环北路19号 外研社大厦 基础教育出版分社 (100089)  
咨询电话：010-88819666 (编辑部) / 88819688 (市场部)  
传 真：010-88819422 (编辑部) / 88819423 (市场部)  
电子信箱：beed@fltrp.com  
购书电话：010-88819928/9929/9930 (邮购部)  
购书传真：010-88819428 (邮购部)





# 前 言

各位同学，你们好！欢迎大家学习本套英语教材！

2000年，外语教学与研究出版社与麦克米伦出版（中国）有限公司依据国家《义务教育 英语课程标准（实验稿）》共同组织开发了本套教材；作为我国第一套中小学“一条龙”英语教材，本套教材已出版使用十余年。2011年，基于新颁布的国家《义务教育 英语课程标准（2011年版）》，我们对教材进行了认真修订。

在修订后的小学教材中，我们为同学们保留了大家熟悉并喜爱的四个小伙伴——中国学生大明和玲玲、英国学生Sam和Amy，还增加了其他一些人物和小动物。他们会带领大家在一系列有趣的故事、对话、游戏、活动和歌曲中学习英语。

修订后的教材每册包括10个学习模块（Module）、一个复习模块（Review Module）、四个单词表、一个补充阅读（Reading for Pleasure）版块以及一个综合运用实践项目（Project）。每个学习模块分两个单元（Unit），一般情况下，第一单元呈现本模块所要学习的语言内容，第二单元提供若干任务型（Task-based）活动，包括一首歌曲、歌谣或韵句。学习模块的课文中呈现了一些语法内容，但不要求老师做理论的讲解，更不要求大家孤立地、脱离语境地掌握，只希望大家初步学会在恰当的语境中运用包含这些语法的句子。这一原则也希望老师在教学过程中以及家长在辅导孩子学习的时候注意。复习模块对前面10个模块所学的内容进行综合和融合性复习，使大家的语言知识和相应的语言技能得到进一步的巩固与提高。教材有四个单词表，包括：分模块按出现顺序收录的单词，按字母顺序收录的全书单词，歌曲、歌谣或韵句中出现的单词以及人名、地名。在歌曲、歌谣或韵句中出现的  
新词，只要求理解，不要求学会运用。补充阅读为大家选用了篇幅短小、内容丰富、形式多样的材料。教材最后设计了一个综合运用实践项目，供同学们根据兴趣自由选择使用。

本套教材同时还配有对应的网络教材，可供同学们在线学习使用。

同学们，希望大家积极尝试，大胆实践，主动学做教材中的英语活动，努力学唱英语歌曲、歌谣和韵句。相信你们会在参与活动、完成任务的过程中体会到学习英语的乐趣，实现英语的灵活运用和自由交际。



NEW STANDARD ENGLISH

# Contents



## Module 1

Unit 1 It's the ABC song. .... 2

Unit 2 My favourite colour is yellow. .... 5

## Module 2

Unit 1 They're monkeys. .... 8

Unit 2 That man is short. .... 11

## Module 3

Unit 1 I like football. .... 14

Unit 2 I don't like riding my bike. .... 17

## Module 4

Unit 1 Do you like meat? .... 20

Unit 2 Does Lingling like oranges? .... 23

## Module 5

Unit 1 She goes to school on Mondays. .... 26

Unit 2 Does your mum go to work on Saturdays? .... 29

## Module 6

Unit 1 What do you do on Sundays? .... 32

Unit 2 What does Lingling have at school? .... 35

## Module 7

Unit 1 We fly kites in spring. .... 38

Unit 2 It's warm today. .... 41



## Module 8

Unit 1 It's on your desk. ....	44
Unit 2 Daming flies a kite in the park. ....	47

## Module 9

Unit 1 I've got a new book. ....	50
Unit 2 Has Amy got a bike? ....	53

## Module 10

Unit 1 Here's a red hat. ....	56
Unit 2 She's got an orange sweater. ....	59

## Review Module

Unit 1 ....	62
Unit 2 ....	64

<b>Words and Expressions in Each Module</b> .....	66
---	----

<b>Word List</b> .....	68
------------------------	----

<b>Words in Songs and Chants</b> .....	71
--	----

<b>Names and Places</b> .....	71
-------------------------------	----

## Reading for Pleasure

Little Red Riding Hood .....	72
------------------------------	----

## Project

Pictionary .....	74
------------------	----





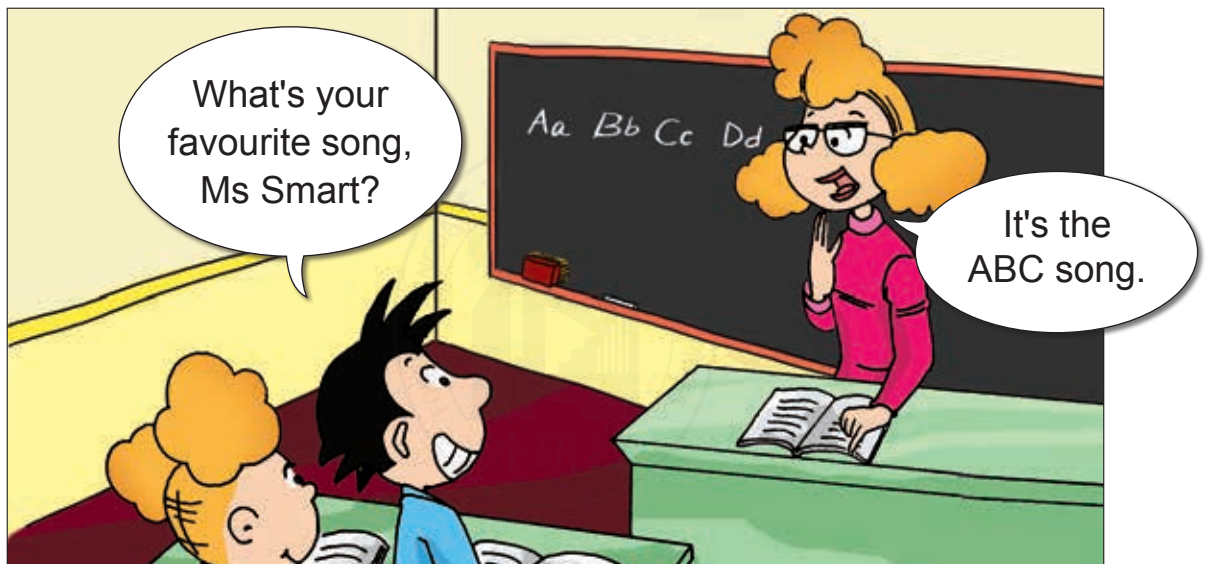
# MODULE 1

## Unit 1 It's the ABC song.

1 Listen, point and say. 



2 Listen, point and find "a, b, c..." 





Aa

Bb

Cc

Dd

Ee

Ff

Gg

Hh

Ii

Jj

Kk

Ll

Mm

Nn

Oo

Pp

Qq

Rr

Ss

Tt

Uu

Vv

Ww

Xx

Yy

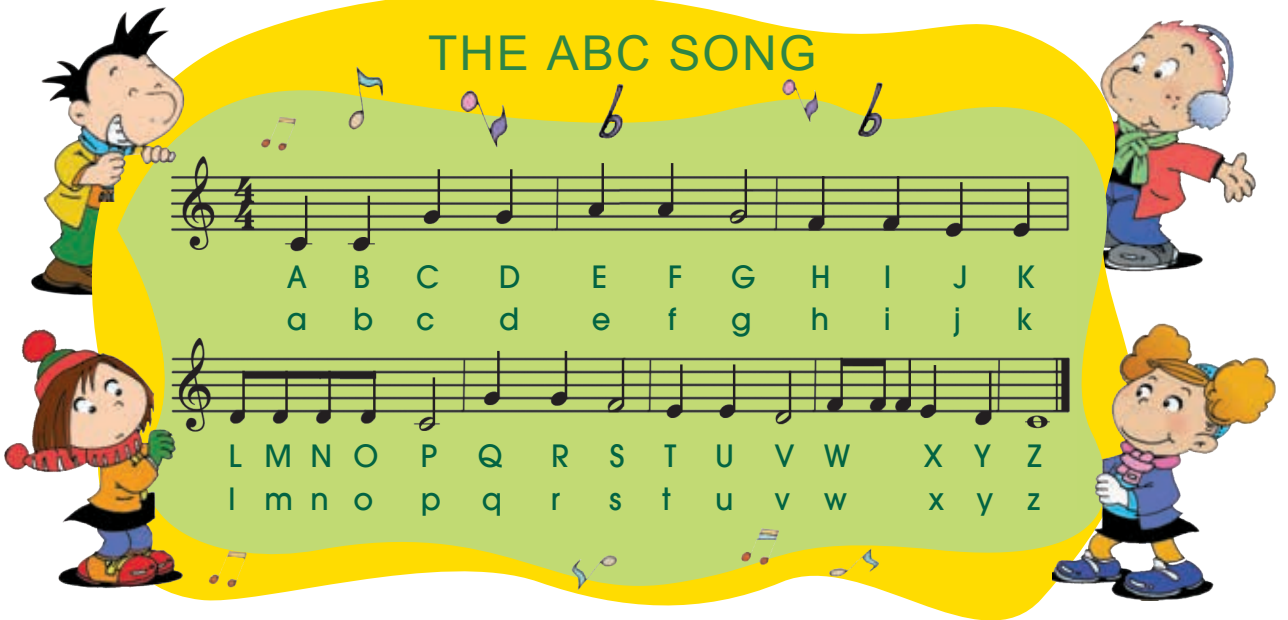
Zz





**3** Listen and say. Then sing. 

**THE ABC SONG**



A yellow banner contains two staves of musical notation. The first staff is for uppercase letters A-K, and the second is for lowercase letters l-z. The letters are written below the notes. Four cartoon children are positioned around the banner: a boy on the top left, a girl on the bottom left, a boy on the top right, and a girl on the bottom right.

A B C D E F G H I J K  
a b c d e f g h i j k

L M N O P Q R S T U V W X Y Z  
l m n o p q r s t u v w x y z

**4** Practise. 

*Sing and point.*




A large rectangular activity board with a green border. It contains a grid of letters and illustrations. A 'START' arrow points to the top left, and a 'FINISH' arrow points to the top right. The letters are arranged in a path: a b c d e f g h (top row), A B C D E F G H (second row), z Z (left side), y Y (left side), x X (left side), w W (left side), v V (left side), U T S R Q P O N (bottom row), u t s r q p o n (bottom row). Illustrations include an apple, a book, a cat, a dog, a pig, a soccer ball, a boy, a hat, a box, a kite, a girl, a monkey, a bear, a sun, a crown, a panda, an orange, and a plate of food. A watermark 'ENGLISH LANGUAGE TEACHING AND RESEARCH' is visible in the center.

# MODULE 1



## Unit 2 My favourite colour is yellow.

1 Listen, point and say.



2 Listen and say.



**3 Listen and match.** 



1



Doudou

2



Shanshan

3



Xiaoyong

4


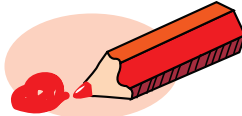



Xiaowei

5



Lili



**4 Listen and say. Then chant.** 



What's your favourite colour?

What's your favourite letter?

I love every colour.



I love every letter.

Oh, it's a yellow A.

And it's a green Z.




## 5 Play the game. Look and do.



## 6 Make and do.

*Make your name card and line up.*






# MODULE 2

## Unit 1 They're monkeys.


### 1 Listen and chant.

Here is a monkey,  
a father monkey.  
Here is a monkey,  
a mother monkey.  
Here is a monkey,  
a baby monkey.  
They are all in the zoo.




### 2 Listen, point and find "They're..."





3 Listen and say. 



4 Practise. 

Mime, ask and answer.



# MODULE 2




## Unit 2 That man is short.

1 Listen, point and say.



2 Listen and say.





**3 Look and say.** 



tall      short      big      small      fat      thin

This panda is fat.



**4 Listen and say. Then sing.** 



**OLD MACDONALD  
HAS A ZOO**



Old MacDonald has a zoo. E-I-E-I-O! And



at that zoo he has some lions. E-I-E-I-O! With a



roar here, a roar there, here a roar, there a roar, everywhere a roar.



Old MacDonald has a zoo. E-I-E-I-O!



### 5 Play the game. Do and say.

This panda is fat. That panda is thin.



### 6 Listen, repeat and trace the letters.




Aa Bb Cc Dd



apple book cat dog

### 7 Do and say.





# MODULE 3

## Unit 1 I like football.




### 1 Listen and chant.



Lions are big,  
cats are small.  
Monkeys are short,  
elephants are tall.  
Pandas are fat.  
I like them all.

### 2 Listen, point and find "I like..., I don't like..."






3 Listen and say. 



4 Practise. 

I like... / I don't like...



# MODULE 3



## Unit 2 I don't like riding my bike.

1 Listen, point and say.



2 Listen and say.



**3** Point and say. 

I don't like football. I like morning exercises.



football



basketball



riding my bike



morning exercises



table tennis



swimming



**4** Listen and say. Then chant. 



I like coffee.  
I like tea.  
I like cats  
and they like me.


I like coffee.  
I like tea.  
I don't like lions  
and they don't like me.



**5** Play the game. Follow and say. 



**6** Listen, repeat and trace the letters. 



**7** Do and report. 







# MODULE 4





## Unit 1 Do you like meat?

### 1 Listen and chant.




### 2 Listen, point and find "Do you like...?"





**3** Listen and say. 



**4** Practise. 






# MODULE 4




## Unit 2 Does Lingling like oranges?


### 1 Listen, point and say.



### 2 Listen and say.




**3 Ask and answer.** 



**4 Listen and say. Then chant.** 



Noodles and rice  
are very, very nice.  
Mm, mm, mm!  
Very, very nice.




Ginger and spice  
are not very nice.  
No, no, no!  
Not very nice!

## 5 Play the game. Guess, ask and answer.



## 6 Listen, repeat and trace the letters.



## 7 Ask and answer. Then do.



*Make a lunch menu.*





# MODULE 5

## Unit 1 She goes to school on Mondays.

### 1 Listen, point and say.



### 2 Listen, point and find "goes, does".

*Ms Smart is on the phone with her friend.*







**3 Listen and say.** 



Amy goes to school on Mondays.



Tom doesn't go to school on Mondays.

**4 Practise.** 

*Do and say.*




# MODULE 5




## Unit 2 Does your mum go to work on Saturdays?


### 1 Listen, point and say.



### 2 Listen and say.



**3 Point, ask and answer.**



**4 Listen and say. Then chant.**



I go to school on Mondays.  
My sister goes too.  
She goes to school on Tuesdays.  
And so do you.



Mum goes to work on Mondays.  
And Dad goes too.  
He goes to work on Tuesdays.  
But not you.

## 5 Play the game. Guess, ask and answer.



## 6 Listen, repeat and trace the letters.



## 7 Do and say.



Make a poster of your family members' Saturday activities.








# MODULE 6

## Unit 1 What do you do on Sundays?

1 Listen, point and say.



2 Listen, point and find "What do you do...?"



Do you play football in the morning?

No, I don't. I play football in the afternoon.



What do you do in the morning?

I sleep in the morning.



What do you do in the morning?

I ride my bike in the morning.




What do you do in the afternoon?

I watch TV in the afternoon.



**3 Listen and say.**



**4 Practise.**

What do you do on Sundays?

I...

on Sundays    on Mondays    in the morning    in the afternoon

I can do this!

# MODULE 6




## Unit 2 What does Lingling have at school?

### 1 Listen, point and say.



### 2 Listen and say.





**3 Ask and answer.** 



What do you have in the morning?

I have Chinese in the morning.

	Morning	Afternoon
Lingling	Chinese	PE
Xiaoyong	Maths	Music

What does Xiaoyong have in the afternoon?

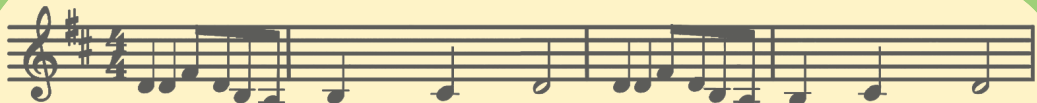
He has Music in the afternoon.

	Morning	Afternoon
Lingling	Chinese	PE
Xiaoyong	Maths	Music


**4 Listen and say. Then sing.** 




**WE LIKE SCHOOL**



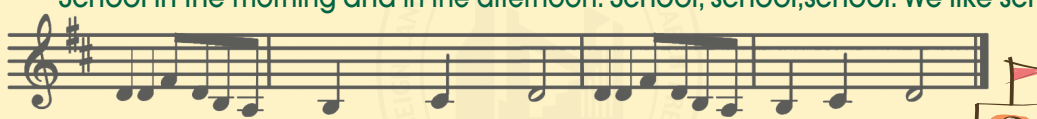
S-C-H-O-O-L. School, school, school. S-C-H-O-O-L. We like school.



Teachers and pupils go to school. School, school, school. We like school.



School in the morning and in the afternoon. School, school, school. We like school.



S-C-H-O-O-L. School, school, school. S-C-H-O-O-L. We like school.






## 5 Play the game. Follow and say.



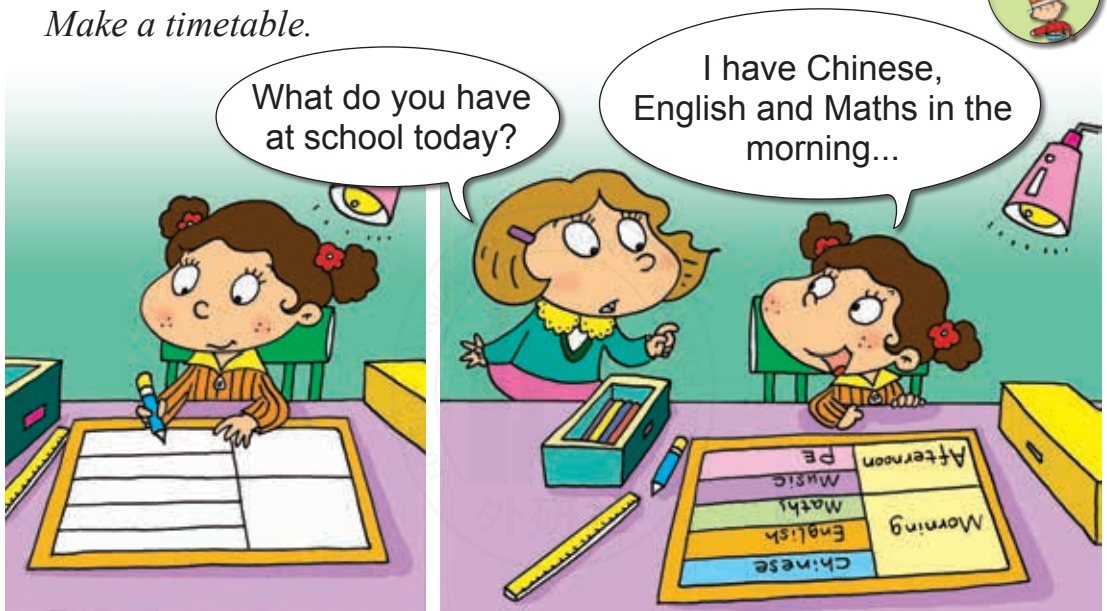
## 6 Listen, repeat and trace the letters.



Ll	Mm	Nn
		
lion	monkey	noodles

## 7 Do and say.

*Make a timetable.*





# MODULE 7

## Unit 1 We fly kites in spring.

### 1 Listen and chant.

I like summer,  
it's my favourite season.  
I go swimming  
in this nice season.




### 2 Listen, point and find "We..."

#### Spring

It's spring!  
It's warm in spring.  
We fly kites in spring.





## Summer

It's summer!  
It's hot in summer.  
We go swimming in summer.

## Autumn

It's autumn!  
It's cool in autumn.  
We play football in autumn.



## Winter

It's winter!  
It's cold in winter.  
We go skating in winter.

3 Listen and say.  



It's spring.  
We fly kites in spring.



It's summer.  
We go swimming in summer.

4 Practise. 



I can do this!  
☆☆☆

What do you do in spring?

I...

# MODULE 7



## Unit 2 It's warm today.

1 Listen, point and say. 



In Harbin, it's cold in winter.  
We play in the snow in winter.




In Sanya, it's warm in winter.  
We go swimming in winter.

2 Listen and say. 



It's warm today, but it's raining.



It's hot and sunny today.



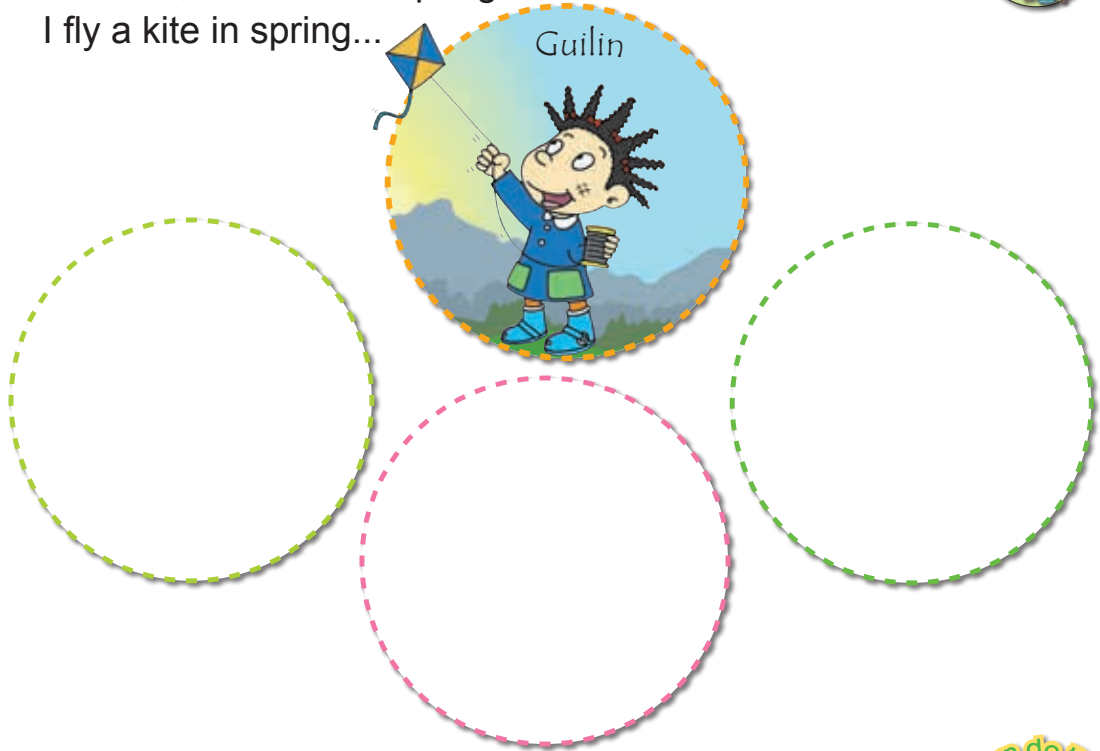
It's cool and windy today.



It's snowing today. It's very cold.

**3 Think and draw. Then say.** 

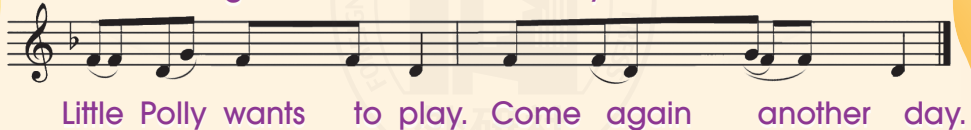
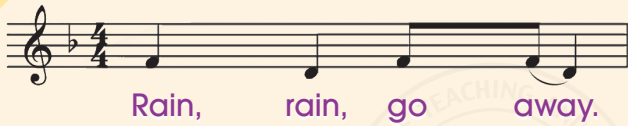
In Guilin, it's warm in spring.  
I fly a kite in spring...




**4 Listen and say. Then sing.** 



**RAIN, RAIN, GO AWAY**



## 5 Play the game. Make funny sentences.



## 6 Listen, repeat and trace the letters.



## 7 Do and say.



Talk about your favourite season.







# MODULE 8

## Unit 1 It's on your desk.

1 Listen, point and say.



2 Listen, point and find "in, on, behind, under".





It's on your desk.



It's behind the door.



It's under your chair.



It's in your bedroom.



Happy birthday to you!


Wow! Ha ha...

3 Listen and say. 



4 Practise. 

The panda is in the cap.



# MODULE 8



## Unit 2 Daming flies a kite in the park.

1 Listen, point and say. 



The dog  
is in the lake.

The cat is under  
the tree.

The monkey is  
behind the tree.

2 Listen and say. 



In spring, Daming flies  
a kite in the park.




In summer, he  
swims in the lake.



In autumn, he goes  
fishing under the tree.




In winter, he walks  
in the snow.

3 Look, ask and answer. 4 Listen and say. Then sing. 

## TEN BIG BANANAS


Ten big bananas up there on the wall.  
 Eight big bananas up there on the wall.  
 Ten big bananas up there on the wall.  
 Eight big bananas up there on the wall.  
 Two for the monkey up in the tree. Now  
 Two for the monkey up in the tree. Now  
 only eight bananas up there on the wall.  
 only six bananas up there on the wall.



## 5 Play the game. Act and guess.



## 6 Listen, repeat and trace the letters.



## 7 Look and say.



In Bedroom A, the pen is on the desk.  
In Bedroom B, the pen is under the desk.

**Bedroom A**



**Bedroom B**







# MODULE 9

## Unit 1 I've got a new book.

1 Listen, point and say.



2 Listen, point and find "I've got..."







3 Listen and say. 4 Practise. 

A: Have you got a pen?

B: Yes, I have. / No, I haven't.



# MODULE 9



## Unit 2 Has Amy got a bike?

### 1 Listen and chant.



### 2 Listen and say.



Has Amy got a bike? Yes, she has. She goes to school by bike.

Has Sam got a bike? No, he hasn't. He goes to school by bus.

Mr Smart has got a car. He goes to work by car.

Ms Smart hasn't got a car. She walks to school.

**3** Look and say. 



**4** Listen and say. Then chant. 



I go to school by bike.  
*Ting, ting, ting, ting.*  
I go to school by bike.



Mum goes to work by bus.  
*Vroom, vroom, vroom, vroom.*  
She goes to work by bus.



Dad walks to work.  
*Step, step, step, step.*  
He walks to work.



## 5 Play the game. Follow and say.



## 6 Listen, repeat and trace the letters.



Uu                      Vv                      Ww

*under*                      *violin*                      *window*

## 7 Ask and answer. Then tick (✓).



Your friend				
His/Her mother				
His/Her father				



# MODULE 10

## Unit 1 Here's a red hat.

1 Listen, point and say.



2 Listen, point and find "Here's..."





**3 Listen and say.** 



**4 Practise.** 



# MODULE 10



## Unit 2 She's got an orange sweater.

### 1 Listen, point and say.

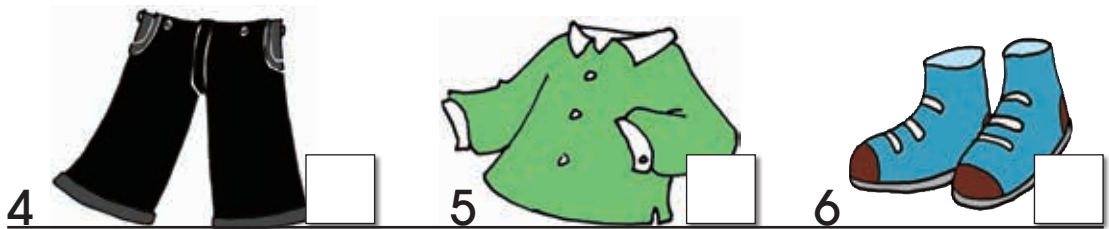



### 2 Listen and say.





**3 Listen and draw ✓ or ×.** 

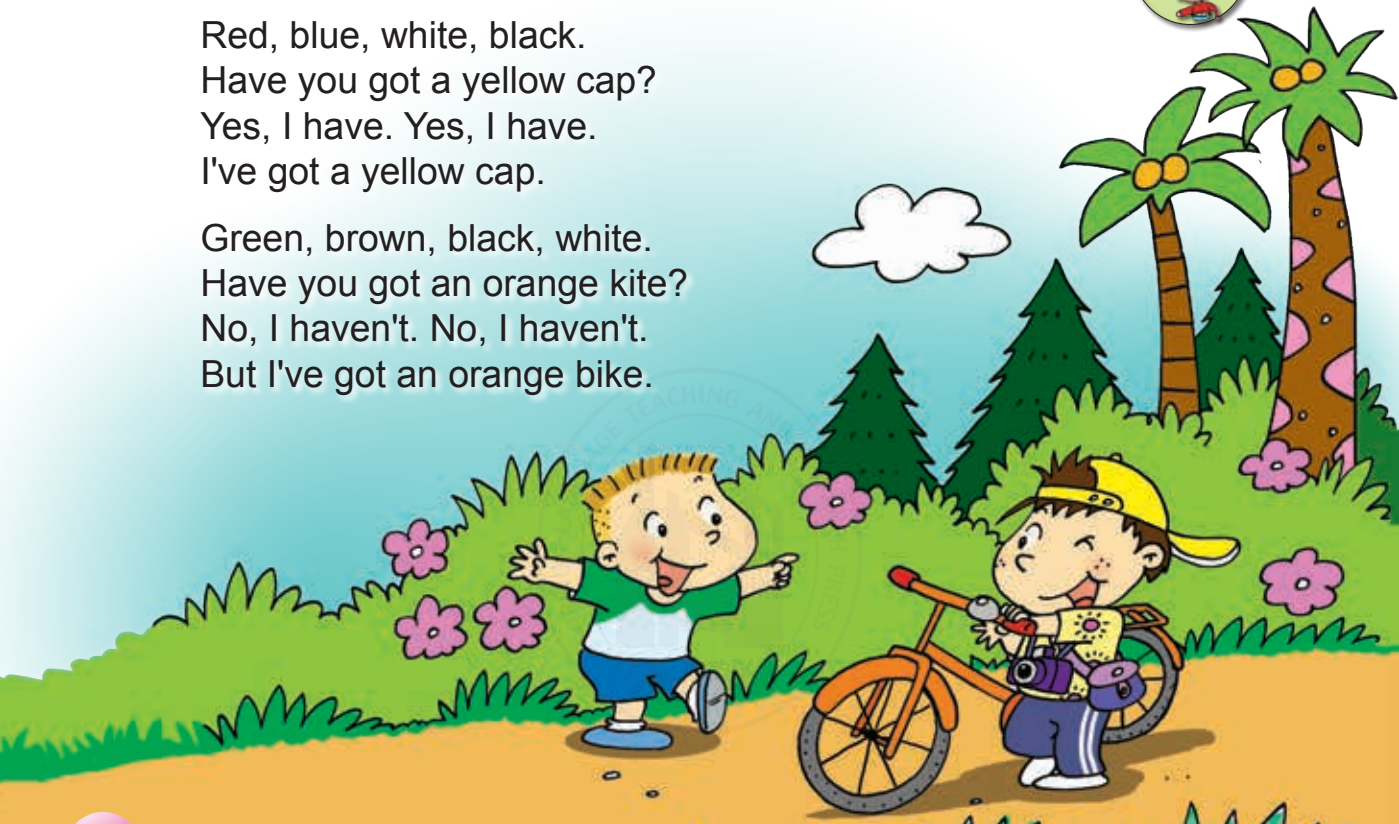


**4 Listen and say. Then chant.** 



Red, blue, white, black.  
Have you got a yellow cap?  
Yes, I have. Yes, I have.  
I've got a yellow cap.

Green, brown, black, white.  
Have you got an orange kite?  
No, I haven't. No, I haven't.  
But I've got an orange bike.



## 5 Play the game. Guess and say.



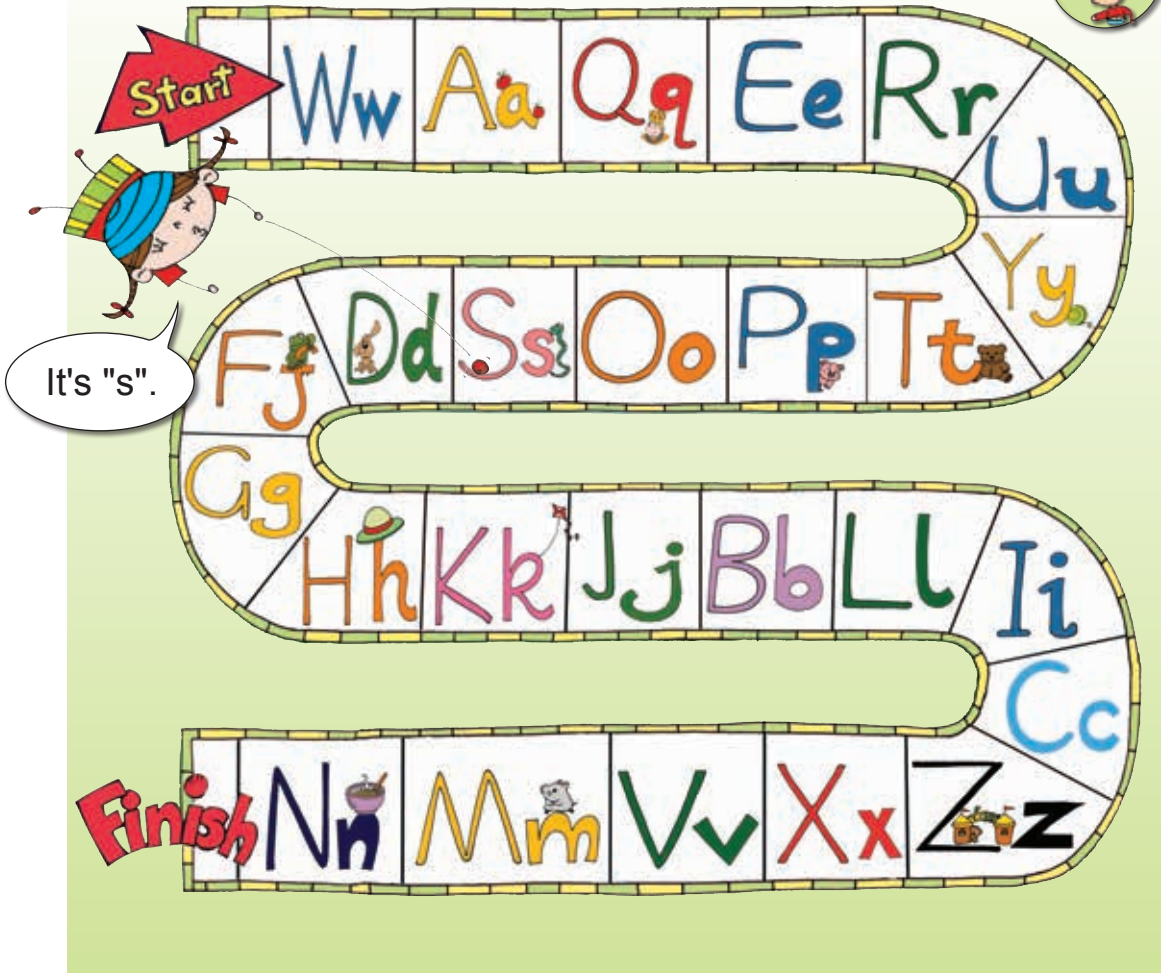
## 6 Listen, repeat and trace the letters.




## 7 Draw and say.



**1** Do and say.  



**2** Play the game. Look and do.   




### 3 Do a survey.

Find out about your friend.




## 1

What's your favourite colour?




## 2

Do you like cats?



## 3

Have you got a bike?



## 4

Do you go to school...?



## 5

What do you have at school?



## 6

What do you do on Sundays?



### 4 Tell other friends about your friend.



**1** Look, ask and guess. 




**2** Make funny sentences. 



### 3 Listen and point.

I'm on the bus. I go to school by bus.



### 4 Now point and say.

He's on the bus. He goes to school by bus.



### 5 Look and say.

It's cool in autumn.  
We play football in autumn.



# Words and Expressions in Each Module

## Module 1

song 歌曲  
TV 电视台  
favourite 最喜欢的  
colour 颜色  
Here you are. 给你。

## Module 2

they 他(她/它)们  
they're = they are 他(她/它)们是  
monkey 猴子  
baby 幼兽, 幼畜  
all 每个; 全体  
zoo 动物园  
tiger 老虎  
lion 狮子  
elephant 大象  
fat 胖的  
man 人, 男人  
short 矮的  
tall 高的  
small 小的  
thin 瘦的  
big 大的

## Module 3

like 喜欢  
football 足球  
them 他(她/它)们  
ouch 哎哟  
basketball 篮球  
table tennis 乒乓球  
morning exercises 早操  
ride 骑  
bike 自行车  
swim 游泳  
\*skip 跳绳

## Module 4

meat 肉  
pass 传递  
rice 米饭; 米  
mum 妈妈  
noodles (常复) 面条  
fish 鱼肉; 鱼  
but 但是

milk 牛奶  
mm 嗯  
does do的第三人称单数形式  
orange 橙; 柑; 橘  
apple 苹果  
banana 香蕉  
pear 梨  
doesn't = does not 不

## Module 5

goes (go的第三人称单数形式) 去, 到  
go to school 上学  
on 在……的时候; 通过……, 以……的方式  
Monday 星期一  
play 参加(体育活动、比赛等)  
phone 电话; 电话机  
on the phone 通电话  
with 与……在一起, 同, 跟, 和  
friend 朋友  
at 在……  
home 家  
at home 在家  
who 谁  
only 只, 仅仅  
year 年龄, 岁数  
work 工作地点  
go to work 上班  
Saturday 星期六  
shopping 购物  
go shopping 去购物  
dad 爸爸

## Module 6

do 做, 干  
Sunday 星期日  
swimming 游泳(运动)  
go swimming 去游泳  
eat 吃  
in 在……期间, 在……时候  
sleep 睡觉  
watch 观看  
TV 电视节目  
watch TV 看电视  
have 做; 进行, 从事  
class 课; 班级  
today 今天  
music 音乐

has (have的第三人称单数形式) 做; 进行, 从事

Chinese 语文, 汉语

maths 数学

art 美术

PE = physical education 体育

science 科学

## Module 7

we 我们

fly 放(风筝)

spring 春天

summer 夏天

season 季节

nice 迷人的, 令人愉快的

warm 暖和的

hot 热的

autumn 秋天

cool 凉爽的

winter 冬天

cold 寒冷的

skating 滑冰

go skating 去滑冰

play 玩, 玩耍

snow 雪; 下雪

rain 雨; 下雨

sunny 晴朗的, 阳光充足的

windy 有风的, 刮风的

very 很, 非常

## Module 8

toy 玩具

under 在……下面

for 为, 给, 对

box 盒子

behind 在……后面

bedroom 卧室

flies (fly的第三人称单数形式) 放(风筝)

park 公园

lake 湖

tree 树

fishing 捕鱼, 钓鱼

go fishing 去钓鱼

walk 行走, 步行

## Module 9

have got 有

sweater 毛线衫

bed 床

line 线, 绳, 金属丝

about 关于

animal 动物

sport 运动

haven't (got) = have not (got) 没有

dress 连衣裙

coat 外套

T-shirt T恤衫

has got (have got的第三人称单数形式) 有

hasn't (got) = has not (got) 没有

by 乘(交通工具)

bus 公共汽车

car 汽车, 轿车

## Module 10

hat 帽子

come 来, 来到

back 回到, 返回

come back 回来

clothes (常复) 衣服

open 打开

let's = let us 让我们

put on 穿上, 戴上

funny 滑稽的

party 聚会

OK 好的

brown 褐色的, 棕色的

trousers (常复) 裤子

orange 橙色的, 橘黄色的

shirt 衬衫

look at 看, 朝……看

shoe 鞋子

can't = cannot 不能

turn (多人依次轮流时) 轮到的机会

white 白色的

photo 照片

skirt 女裙, 裙子

注: 黑体词为义务教育英语课程标准二级词汇, 标有\*的词为五级词汇表外的词汇



# Word List

## Aa

about 关于  
all 每个; 全体  
animal 动物  
apple 苹果  
art 美术  
at 在……  
autumn 秋天

## Bb

baby 幼兽, 幼畜  
back 回到, 返回  
banana 香蕉  
basketball 篮球  
bed 床  
bedroom 卧室  
behind 在……后面  
big 大的  
bike 自行车  
box 盒子  
brown 褐色的, 棕色的  
bus 公共汽车  
but 但是  
by 乘(交通工具)

## Cc

can't = cannot 不能  
car 汽车, 轿车  
Chinese 语文, 汉语  
class 课; 班级  
clothes (常复) 衣服  
coat 外套  
cold 寒冷的  
colour 颜色

come 来, 来到  
come back 回来  
cool 凉爽的

## Dd

dad 爸爸  
do 做, 干  
does do的第三人称单数形式  
doesn't = does not 不  
dress 连衣裙

## Ee

eat 吃  
elephant 大象

## Ff

fat 胖的  
favourite 最喜欢的  
fish 鱼肉; 鱼  
fishing 捕鱼, 钓鱼  
go fishing 去钓鱼  
flies (fly的第三人称单数形式) 放  
(风筝)  
fly 放(风筝)  
football 足球  
for 为, 给, 对  
friend 朋友  
funny 滑稽的

## Gg

goes (go的第三人称单数形式) 去, 到  
go to school 上学

## Hh

**has** (have的第三人称单数形式) 做;  
进行, 从事

**has got** (have got的第三人称单数形式) 有

**hasn't (got) = has not (got)** 没有

**hat** 帽子

**have** 做; 进行, 从事

**have got** 有

**haven't (got) = have not (got)** 没有

**Here you are.** 给你。

**home** 家

at home 在家

**hot** 热的

## Ii

**in** 在……期间, 在……时候

## Ll

**lake** 湖

**let's = let us** 让我们

**like** 喜欢

**line** 线, 绳, 金属丝

**lion** 狮子

**look at** 看, 朝……看

## Mm

**man** 人, 男人

**maths** 数学

**meat** 肉

**milk** 牛奶

**mm** 嗯

**Monday** 星期一

**monkey** 猴子

**morning exercises** 早操

**mum** 妈妈

**music** 音乐

## Nn

**nice** 迷人的, 令人愉快的  
**noodles** (常复) 面条

## Oo

**OK** 好的

**on** 在……的时候; 通过……, 以……的方式

**only** 只, 仅仅

**open** 打开

**orange** 橙; 柑; 橘; 橙色的, 橘黄色的

**ouch** 哎哟

## Pp

**park** 公园

**party** 聚会

**pass** 传递

**PE = physical education** 体育

**pear** 梨

**phone** 电话; 电话机

on the phone 通电话

**photo** 照片

**play** 参加(体育活动、比赛等); 玩, 玩耍

**put on** 穿上, 戴上

## Rr

**rain** 雨; 下雨

**rice** 米饭; 米

**ride** 骑

## Ss

**Saturday** 星期六

**science** 科学

**season** 季节

**shirt** 衬衫

**shoe** 鞋子  
**shopping** 购物  
go shopping 去购物  
**short** 矮的  
**skating** 滑冰  
go skating 去滑冰  
\*skip 跳绳  
**skirt** 女裙, 裙子  
**sleep** 睡觉  
**small** 小的  
**snow** 雪; 下雪  
**song** 歌曲  
**sport** 运动  
**spring** 春天  
**summer** 夏天  
Sunday 星期日  
**sunny** 晴朗的, 阳光充足的  
**sweater** 毛线衫  
**swim** 游泳  
swimming 游泳 (运动)  
go swimming 去游泳

## Tt

table tennis 乒乓球  
**tall** 高的  
**them** 他(她/它)们  
**they** 他(她/它)们  
they're = they are 他(她/它)们是  
**thin** 瘦的  
**tiger** 老虎  
**today** 今天  
**toy** 玩具  
**tree** 树

**trousers** (常复) 裤子  
T-shirt T恤衫  
**turn** (多人依次轮流时) 轮到机会  
**TV** 电视台; 电视节目

## Uu

**under** 在……下面

## Vv

**very** 很, 非常

## Ww

**walk** 行走, 步行  
**warm** 暖和的  
**watch** 观看  
watch TV 看电视  
**we** 我们  
**white** 白色的  
**who** 谁  
**windy** 有风的, 刮风的  
**winter** 冬天  
**with** 与……在一起, 同, 跟, 和  
**work** 工作地点  
go to work 上班

## Yy

**year** 年龄, 岁数

## Zz

**zoo** 动物园

## Words in Songs and Chants

another 又一个, 再一个  
away 向远处, 远离  
coffee 咖啡  
day 天  
each 每个的  
every 每个, 每一  
everywhere 各处, 到处  
ginger 姜  
letter 字母  
little 年幼的  
love 非常喜欢  
old 年老的  
roar (狮子的) 吼叫声  
school 上学

so 同样, 也  
some 一些  
spice 香料, 调味品  
step 脚步声  
tea 茶  
there 在那里  
ting 叮当声, 丁零声  
Tuesday 星期二  
up 在高处, 在较高处  
vroom (车辆快速行驶时发出的)  
呜呜声  
wall 墙  
want 想要  
with 伴随

## Names and Places

### Names

MacDonald 麦克唐纳  
Polly 波莉

### Places

Harbin 哈尔滨

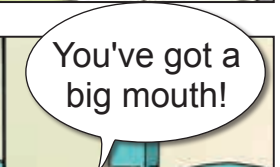

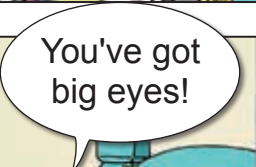




# Reading for Pleasure

## Little Red Riding Hood



# Reading for Pleasure



## Word List

Little Red Riding Hood 小红帽  
 house 房子  
 forest 森林  
 dinner 正餐, 主餐

glasses (常复) 眼镜  
 with 用  
 help 帮助

# Project

## Pictionary

- 1 Write each letter on a large piece of paper. 



- 2 Find words beginning with each letter and copy them on the paper.  



- 3 Draw or stick a picture for each word.  




# Project

## 4 Make a pictionary.



## 5 Display your pictionary.





# 图例对照说明



act/display/do/  
make/practise



answer



ask



chant



colour



copy/draw/tick/  
trace/write



find



follow/  
repeat




guess



listen



look



match



play



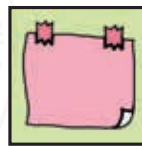
point



report/  
say/tell



sing



stick



think



## 后记

既名为“后记”，一般应该是本教材使用完毕后才看到的吧。

那么，同学们，你们喜欢这套教材吗？大明、玲玲以及他们的小伙伴们是否让你们喜爱上了英语，并且帮助你们掌握了一定的英语运用能力呢？如果是这样，那就太好了！希望你们在以后的英语学习中继续大胆地开口说英语——课上说、课下说；继续积极地参与各项语言活动。一句话，你们要尽量主动使用英语来表达意思和做事情，这样才能把英语学好。

可敬的老师们，感谢你们的辛勤劳动，以及你们为国家英语课程改革付出的努力和做出的贡献。在修订本套教材的过程中，我们也充分考虑了英语课程改革以及一线教学的需求。修订后的教材更加突出了英语课程工具性和人文性的统一，优化了各册的结构设计和内容安排，以使教学脉络更加清晰、梯度更加合理。

为了在最大程度上保证教材与课程标准的契合，便于一线教学使用，所有参与本套教材编写的人员均付出了艰辛的努力。在此我想特别感谢我的编写团队，没有他们的努力与付出，就没有本教材的问世。

本册教材的主要编写人员如下：

Naomi Simmons(英) Carlos Barcenas(英)

Maureen Ellis(英) Printha Ellis(英)

Judy West(英) Diana Pye(英)

张琦 兰虹 褚献华 张琪珊

你们的

二〇一二年春日





# New Standard English



绿色印刷产品

