

义务教育教科书

# 英语

(一年级起点)

## 五年级

### 下册

(中 国)人民教育出版社 课程教材研究所  
英语课程教材研究开发中心 编著  
(加拿大)灵 通 教 育 有 限 公 司

人教版®

人民教育出版社

·北京·

Copyright © 2013 by People's Education Press Ltd. and Lingo Learning Inc.  
No part of this publication may be reproduced or transmitted in any form or by any means,  
without permission in writing from the publisher.

版权所有，未经出版社书面同意，任何人不得以任何形式或方式复制或转换本作品的任何部分。

主 编：吴 欣 Larry Swartz Beth Levy

副 主 编：陶明天 闫赤兵

主要编写人员：程 燕 刘 莹（北京师范大学实验小学） 李 静 陈卫卫

王 微 范 冰 Bill Mayes

责任编辑：马 茜

美术编辑：李宏庆

封面设计：吕 旻 李宏庆

版式设计：李宏庆 张 静

插 图：李思东工作室

北京吴天文化传播有限公司

义务教育教科书 英语（一年级起点） 五年级 下册

（中 国）人民教育出版社 课程教材研究所

英语课程教材研究开发中心 编著

（加拿大）灵 通 教 育 有 限 公 司

---

出版发行 人民教育出版社

（北京市海淀区中关村南大街17号院1号楼 邮编：100081）

网 址 <http://www.pep.com.cn>

经 销 全国新华书店

印 刷 ××× 印刷厂

版 次 2014年10月第1版

印 次 年 月第 次印刷

开 本 787毫米×1092毫米 1/16

印 张 6.25

字 数 125千字

书 号 ISBN 978-7-107-29104-3

定 价 元

价格依据文件号：京发改规〔2016〕13号

---

版权所有·未经许可不得采用任何方式擅自复制或使本产品任何部分·违者必究

如发现内容质量问题，请登录中小学教材意见反馈平台：[jcyjfk.pep.com.cn](http://jcyjfk.pep.com.cn)

如发现印、装质量问题，影响阅读，请与本社联系。电话：400-810-5788

## 致同学

亲爱的同学：

你好！欢迎回到“新起点英语”的世界。

在这里，你将继续在听、说、玩、演、唱的过程中享受英语世界的乐趣，不知不觉地学会很多英语。

同时，你将继续享受读、写英文的乐趣。作为五年级学生，在阅读方面，希望你能读懂小短文或小故事的大意，并比较流利地朗读它；在写的方面，希望你能模仿范例或借助提示，写出几句意义连贯的话。

同时，你将继续学习“自然拼读”魔法。经过四年多的学习，你已经能够听懂、会说很多英语单词了，但有些单词不一定会拼写。“自然拼读”魔法能帮你拼出它们的读音、更快地记住它们的写法。同时，“自然拼读”魔法也能帮你更快地记住全新的单词。你储备的单词越多，读、写英文的乐趣就越多。所以，好好学习这个魔法吧。

最后，别忘了这个小窍门：在阅读之前，先看看短文或故事的标题和插图，大致猜测一下它的内容再去阅读，这能帮助你理解得更快、更好。在阅读过程中，如果碰到不认识的单词，可以根据插图和上下文猜猜它的意思；或者尝试用“自然拼读”魔法拼出它的读音，没准你就知道它的意思了。在读完之后，可以回味、总结一下，看看自己获得了什么信息，学到了什么知识或得到了什么启发。

好了，现在就让我们继续“新起点英语”之旅吧。

编者

2013年5月



*Angel*



*Bill*



*Andy*



*Miss Wu*



*Lily*



*Joy*



*Yaoyao*



*Binbin*



*Lucky*



# 目 录

<b>Unit 1 Keeping Healthy</b> .....	2
<b>Unit 2 Special Days</b> .....	14
<b>Unit 3 Making Contact</b> .....	26
<b>Revision 1</b> .....	38
<b>Unit 4 Last Weekend</b> .....	44
<b>Unit 5 Have a Great Trip</b> .....	56
<b>Unit 6 Growing Up</b> .....	68
<b>Revision 2</b> .....	80
附录一 歌曲 .....	86
附录二 单元词汇表 .....	88
附录三 总词汇表 .....	91

# Unit 1 Keeping Healthy

## Get ready.

What should/shouldn't you do?

eat too much candy

eat too much meat

go to bed early

exercise every day

tired

drink milk every day

drink too much juice

wash hands before eating

eat with dirty hands

Please do your homework, Bill.

Sorry, Mum. I'm tired.

You are **always** tired. You should exercise every day and go to bed early.



# Lesson 1

**A Listen and number.** 

**B Let's talk.**



**C Think and write.**

We (should, shouldn't) \_\_\_\_\_



We (should, shouldn't) \_\_\_\_\_

## Lesson 2

### A Look, listen and say.

#### 1. Look at the picture. Listen and answer: What's wrong with Frank?

Nurse: Hello, Frank. **What's wrong?**

Frank: **I've got a stomachache.** I often have stomachaches.  
**What should I do?**

Nurse: **You should drink some water.** Here you are. Do you eat a lot of candy?

Frank: Yes, I eat some after every class.

Nurse: **You shouldn't eat too much candy.** Do you wash your hands before eating?

Frank: Not always.

Nurse: You shouldn't eat with dirty hands.  
You should always wash your hands before eating.

Frank: OK!



#### 2. Which should we do? Which shouldn't we do? Can you think of more?

	We should ...	We shouldn't ...
wash hands before eating	✓	
eat with dirty hands		✓ (R)
brush our teeth every day		
eat too much candy		
drink milk every day		
drink too much juice		
exercise every day		
go to bed early		



**B Let's play.**

Look at the pictures. You are the nurse. Give them some advice.



I've got a **headache**.



I've got a **toothache**.



I'm **tired**.



You should ...



You shouldn't ...

**C Think and write.**



What's wrong?

You should \_\_\_\_\_.

I am tired.  
What should I do?



I've got a \_\_\_\_\_.  
What should I do?

You should \_\_\_\_\_.



## Lesson 3

### A Let's read.

#### 1. Read the letter from Worried. Do you have the same problem?

Dear Linda,

I always feel tired and sleepy. I sometimes sleep in class. I like my teachers and I like all my subjects, but I don't get good marks. At night I can't sleep, so I go on the computer or watch TV. It's not good. What should I do?

Worried

Dear Worried,

Many students have this problem. You are going to be OK. I have some advice for you. First, you should exercise every day. Play football or basketball with your classmates or do morning exercises. Next, you shouldn't play too much on the computer or watch too much TV. So turn off the TV and computer at 9 pm. Try to walk more and help your mum do some housework. Finally, you should go to bed before 9:30. Try these things. I think you'll soon feel better.

Linda

#### 2. Linda writes a letter to Worried to tell him \_\_\_\_\_.

- A. how to play computer games
- B. how to feel better
- C. how to make new friends

#### 3. Fill in the chart.

Worried's problems	Linda's advice to Worried
1. He always feels _____ and _____.	1. He should _____ every day.
2. He doesn't get good _____.	2. He shouldn't play too much on the _____ or watch too much _____.
3. He sometimes _____ in class.	3. He should _____ 9:30.

**B Let's talk.**

*My name is Mary. I love playing computer games. Now it is my summer vacation. I can play on the computer a lot. I'm so happy! I play every day from Monday to Sunday. I sleep for five hours a day. But I'm not happy now. I've got a headache and I don't want to eat anything. I cannot see the words on the screen clearly. My right hand also hurts. What should I do?*



*You should ...  
You shouldn't ...*



**C Let's write.**

*Now write a letter to Mary.*



Dear Mary,

I have some advice for you. You shouldn't

\_\_\_\_\_

\_\_\_\_\_

You should \_\_\_\_\_

\_\_\_\_\_

\_\_\_\_\_

\_\_\_\_\_



## Let's Spell

### A Listen, point and repeat.



head



bread



sweater



weather



healthy



heavy

### B Listen, circle and repeat.

head

heavy

weather

bread

meat

tea

clean

sweater

### C Listen, write and say.

1. It's cold today. I am wearing my \_\_\_\_\_.
2. I'm hungry. I want some \_\_\_\_\_, some \_\_\_\_\_, and a cup of \_\_\_\_\_.

### D Listen and repeat.

Before I go to school I eat,  
A meal of meat and bread.  
I drink some nice hot tea,  
And I clean my hands and head.





## Fun Time

### A Good to know.

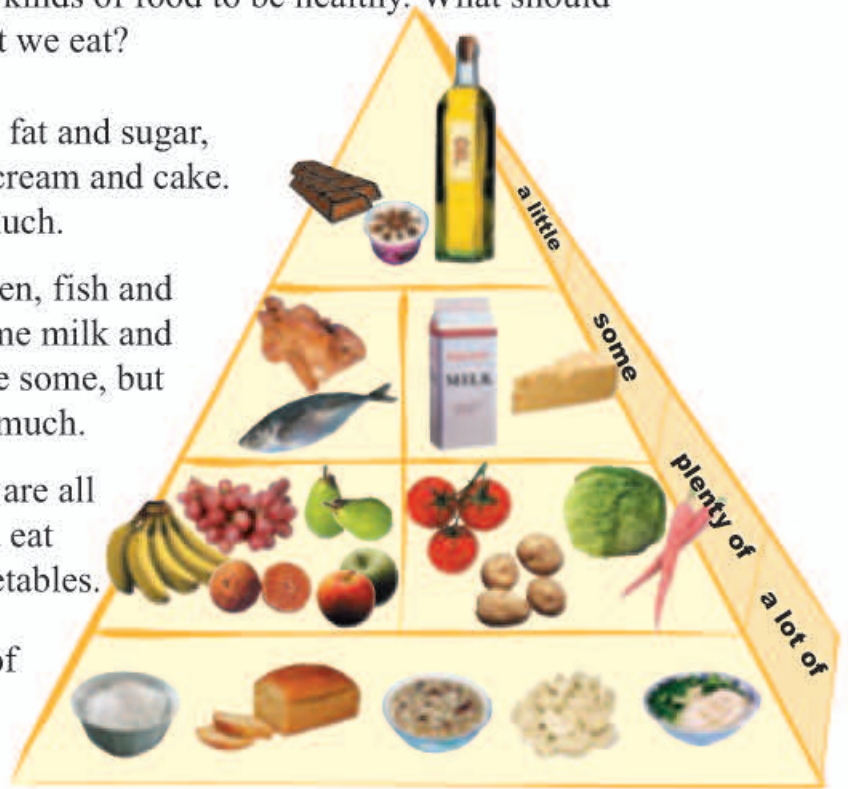
We should eat many kinds of food to be healthy. What should we eat? What shouldn't we eat?

We need only a little fat and sugar, such as oil, candy, ice cream and cake. We shouldn't eat too much.

We need some chicken, fish and meat. We also need some milk and cheese. We should have some, but we shouldn't have too much.

Fruit and vegetables are all good for us. We should eat plenty of fruit and vegetables.

We should eat a lot of these foods. They can give us energy.




### B Let's make.




### How to Be Healthy

We should exercise often.




We should go to bed early.



### C Let's sing.

# Let's Check

## A Listen and number.



## B Choose and act.

Mum, I'm hungry.  
Can I eat dinner now?

OK.

Yes, but you should  
clean your desk first. Look,  
your hands are so dirty.  
Wash your hands  
before eating, please.



### You may say:

- What's wrong ...?
- I've got ...
- You should/shouldn't ...

## C Read and match.

Tom often watches TV at night. He always feels tired in class. Now he has a headache.

He shouldn't eat too much candy and ice cream. He should brush his teeth every morning and evening. He should go to the dentist.

Jack likes to eat a lot of meat, but he doesn't like vegetables. He doesn't like sports either. Now he is a little fat.

He shouldn't watch too much TV. He should go to bed early every day. He should go to bed before 9:30.

Andy likes candy very much. He often eats ice cream. Now he has a bad toothache.

He should eat more fruit and vegetables. He should exercise every day. He can play basketball, jump rope or walk.

## D Choose, think and write.

A: What's wrong?

B: I \_\_\_\_\_.  
What should I do?

A: You should \_\_\_\_\_.

You shouldn't \_\_\_\_\_.



### Checkpoint

structures	vocabulary
What's wrong? I've got a ... What should I/we do? You/We should/shouldn't ...	too much, candy, go to bed, early, exercise, tired, drink, before, dirty, always, stomachache, headache, toothache



## Story Time

A Let's read. 

### The Best Wish



It is a hot day. Mrs Brown is walking by the sea. She sees a little green bottle in the sand.

Should she touch it?  
Should she shake it?  
Mrs Brown takes the bottle and shakes it.



A little man with a gold hat comes out. He says, "Thank you for helping me! I can give you three wishes. You should choose carefully."

Mrs Brown says, "I am hungry. I wish for a big dinner." She sees a big dish of beef and chicken!



Mrs Brown says, "I wish for a new dog." She sees a big black dog! The dog eats the dinner.



The little man says,  
“Be careful with your  
last wish! It shouldn’t  
be big. It shouldn’t be  
expensive.”



Should she wish for a new  
house? Too big. Should she  
wish for a new car? Too  
expensive.

What should Mrs Brown  
wish for? She thinks hard.  
Not too big. Not too  
expensive.

She turns to the  
little man, “I wish  
for good health.”



**B Put the sentences in order.**

- ( ) Mrs Brown sees a little man with a gold hat.
- ( ) Mrs Brown wishes for a dog.
- ( ) Mrs Brown is walking on the beach.
- ( ) Mrs Brown wishes for a big dinner.
- ( ) Mrs Brown wishes for good health.
- ( ) Mrs Brown thinks hard.

**C Act out the story.**

# Unit 2 Special Days

Get ready.

What special days do you know?

**January**

一	二	三	四	五	六
1	2				
7	8	9			
14	15	16			



**New Year's Day**  
January 1st

**February**

一	二	三	四	五	六
				1	2
4	5	6	7	8	9
11	12	13	14	15	16
18	19	20	21	22	23
25	26	27	28		

**March**

一	二	三	四	五	六
4	5	6			
11	12	13			



**Tree Planting Day**  
March 12th

**April**

一	二	三	四	五	六
1	2	3	4	5	6
8	9	10	11	12	13
15	16	17	18	19	20
22	23	24	25	26	27
29	30				

**May**

一	二	三	四	五	六
					1
6	7	8	9	10	11
12	13	14	15	16	17



**Mother's Day**  
second Sunday in May

**June**

一	二	三	四	五	六
1	2	3	4	5	6
8	9	10	11	12	13



**Children's Day**  
June 1st

**Father's Day**  
third Sunday in June

**July**

一	二	三	四	五	六
5	6	7	8	9	10
15	16	17	18	19	20



**my birthday**  
July 5th

**August**

一	二	三	四	五	六
				1	2
5	6	7	8	9	10
12	13	14	15	16	17
19	20	21	22	23	24
26	27	28	29	30	31

**September**

一	二	三	四	五	六
2	3	4	5	6	7
9	10	11	12	13	14
16	17	18	19	20	21



**Teachers' Day**  
September 10th

**October**

一	二	三	四	五	六
1	2	3	4	5	6
7	8	9	10	11	12



**National Day**  
October 1st

**November**

一	二	三	四	五	六
1	2	3	4	5	6
8	9	10	11	12	13
15	16	17	18	19	20
22	23	24	25	26	27
29	30				

**December**

一	二	三	四	五	六
1	2	3	4	5	6
8	9	10	11	12	13
15	16	17	18	19	20
22	23	24	25	26	27
29	30	31			



**Christmas Day**  
December 25th

When is Tree Planting Day?

What do you do on that day?



It's on March 12th.

We often plant trees.

# Lesson 1

## A Listen and number.

January 1st

New Year's Day

March 12th

Tree Planting Day

second Sunday in May

Mother's Day

June 1st

Children's Day

third Sunday in June

Father's Day

July 5th

my birthday

September 10th

Teachers' Day

October 1st

National Day

December 25th

Christmas Day

## B Ask and answer.

*It's on the second Sunday in May. What day is it?*

*What do you do on that day?*

*It's Mother's Day.*

*I often do chores for my mum.*

*I often buy flowers for my mum.*



## C Let's write.

March

日	一	二	三	四	五	六
					1	
4	5	6	7	8		
11	12	13	14	15		
18	19	20	21	22		
25	26	27	28	29		

I often plant trees with my parents.

January

日	一	二	三	四	五	六
	1	2	3	4		
7	8	9	10	11		
14	15	16	17	18		
21	22	23	24	25		
28	29	30	31			

We often have a party.

September

日	一	二	三	四	五	六
1	2	3	4	5	6	
9	10	11	12	13	14	
16	17	18	19	20		
23	24	25	26	27		
30	30					

I often clean the office for my teachers.



## Lesson 2

### A Look, listen and number.

1. Look at the pictures. What are they doing?

2. Now listen and number the pictures.



Alice: What are you doing, Binbin?

Binbin: I am going to **make a poster** for Tree Planting Day.

Alice: When is Tree Planting Day?

Binbin: It's on March 12th.

Alice: **How are you going to celebrate it?**

Binbin: Before Tree Planting Day, **we are going to read some books about trees.** Then we are going to make a poster about trees.

On Tree Planting Day, we are going to plant trees with our classmates. After that, we are going to climb a hill and fly our kites. We are also going to **have a picnic** together.

Alice: Wow. That sounds great.



## B Discuss and report.

How are you going to celebrate these special days?

Mother's Day

Children's Day

Teachers' Day

Father's Day

my birthday



*Children's Day is coming. How are you going to celebrate it?*

*I'm going to have a party.*



*I'm going to go to the park.*

*I'm going to sing and dance.*

## C Let's write.

A: When is \_\_\_\_\_?

B: It's on the second Sunday of May.

A: How are you going to celebrate it?

B: I/We \_\_\_\_\_.

## Lesson 3

### A Let's read.

#### 1. Look at the pictures below. Guess what you will read. Then read the passage.

New Year's Day is a day for a party. People start the party on December 31st. Then at 12 o'clock they say "hello" to the new year together.

Another special day is Children's Day. On this day, many people give presents to children. Children like to play games and have fun. It's a great day!

On Teachers' Day, children say "thank you" to their teachers. They also help to clean the teachers' offices.

Dads work very hard for their families. Children can thank their fathers on Father's Day. Some children make cards for their fathers.

Mothers are very special, too. Children can show their love to their mothers on Mother's Day. They can make breakfast for them, or help them do chores.

Christmas is a special day in Western countries for all the family. People give presents to their friends and family. Many people put Christmas trees in their homes, too.

#### 2. Read the passage again and match the pictures with each paragraph.



#### 3. What special things do people do on New Year's Day and Christmas Day?




**B Choose, make and say.**



*Mother's Day is on the second Sunday in May.*

*I am going to sing and dance for my mum.*



*I'm going to buy some flowers for my mum.*

*I am going to do some chores for my mum.*

**C Let's write.**



What's your favourite special day? How are you going to celebrate that day this year?

---

---

---

## Let's Spell

### A Listen, point and repeat.



drink



dress



driver



train



tree



trip

### B Listen, circle and repeat.

dry

try

trick

drink

tree

dress

travel

drive

### C Listen, write and say.

1. Do you want to \_\_\_\_\_ some water?

2. Do you want to \_\_\_\_\_ by \_\_\_\_\_ ?

### D Listen and repeat.

In my dream I'm on a train.  
I'm driving to the sea.  
I travel through the countryside.  
Come! Take a trip with me.





## Fun Time

### A Good to know.

The Dragon Boat Festival is a special Chinese festival. On this day, people remember Qu Yuan, a famous Chinese poet. Everyone eats *zongzi*. In the south of China some people have races in big boats, called Dragon Boats.



Halloween is on October 31st each year. It is a special festival in Western countries. Children like to wear costumes on this day. They sometimes dress up like monsters or famous people. They go to people's houses to ask for candy.

### B Let's make.

1. Write in the year, the month and the dates.
2. Write in any special days.
3. Share your special calendar with your friends.  
Do they have the same special days?



May		8	
		School Sports Day	
	1	2	3
4	5	6	7
8	9	10	11
12	13	14	15
16	17	18	19
20	21	22	23
24	25	26	27
28	29	30	31

### C Let's sing.

## Let's Check

### A Listen and tick.

Children's Day     Mother's Day     my birthday

New Year's Day     Teachers' Day     Christmas Day

National Day     Mid-Autumn Festival     Spring Festival

Father's Day     Tree Planting Day     Halloween

### B Read, match and underline the activities.

Children's Day  
June 1st

It is the most important holiday for us. All our family get together and eat special food, like roast turkey. We also give each other presents. In Australia, Christmas is in the summer, and we often go to the beach!

Christmas Day  
December 25th

This week we are going to have a very special day. I'm not going to go to school – it's a holiday. I'm going to meet my friends in the park and we're going to play many games. In the evening, I'm going to eat ice cream.

**C Choose, write and say.**



**Father's Day**

Date: the third Sunday in June

Activities: buy a present  
do chores  
play football with dad

\_\_\_\_\_

Date: \_\_\_\_\_

Activities: \_\_\_\_\_  
\_\_\_\_\_  
\_\_\_\_\_  
\_\_\_\_\_



*Father's Day is a special day for everyone! It's on the third Sunday in June. On this Father's Day, I am going to do some special things for my father. I am going to buy a present for him. I am going to do some chores for him. I also want to play football with him.*

**D Let's write.**

Write about what you chose in Part C.

---



---

**Checkpoint**

structures	vocabulary
How are you going to celebrate it? We ...	New Year's Day, Tree Planting Day, Mother's Day, Children's Day, Father's Day, Teachers' Day, National Day, Christmas Day, birthday, fifth (5th), tenth (10th), twelfth (12th), twenty-fifth (25th), plant, make a poster, celebrate, have a picnic




## Story Time

A Let's read. 

### Mother's Day



Mother's Day is tomorrow. Mary really loves her mother. She wants her mother to have a very special day.



On Sunday morning, Mary wakes up at 5 o'clock. It's very early, but she has many things to do.



First she gets some coloured paper. She makes some beautiful paper flowers for her mother.

Next she makes a card. It is very pretty. The card says "I love you, Mum!"



Then she makes breakfast. Her mother likes eggs for breakfast, so Mary cooks some delicious eggs for her.

At 8 o'clock, Mary goes to wake up her mother. She says to her mother, "Happy Mother's Day!"



Mary's mother starts to cry. Mary is very worried. Maybe her mother doesn't like the flowers. Maybe her mother is sad.

Mary's mother cries because she is so happy. She knows Mary loves her and she loves Mary, too.



### **B Put the sentences in order.**

- ( ) Mary makes some paper flowers.
- ( ) Mary cooks breakfast.
- ( ) Mary's mother wakes up.
- ( ) Mary wakes up.
- ( ) Mary and her mother are happy.
- ( ) Mary writes a card.
- ( ) Mary's mother cries.

### **C Act out the story.**

# Unit 3 Making Contact

## Get ready.

What do you want to do on New Year's Day?



send an email



write a letter



make a phone call



send a short message



mail a present



make a video call

Hi, Binbin. What do you want to do on New Year's Day?



I want to write a letter to my father.



# Lesson 1

**A Listen and number.** 

**B Tick and talk.**

special days \ things to do	Mother's Day	Teachers' Day	Children's Day	New Year's Day	Christmas Day	Halloween	my birthday
mail a present							
send a short message	✓						
make a phone call							
write a letter							
send an email							
make a video call							

*What do you want to do on Mother's Day?*

*I want to send a short message to my mother.*



**C Think and write.**

I want to send a short message to my mother on Mother's Day.

I want to \_\_\_\_\_ on Teachers' Day.

I want to \_\_\_\_\_ on my birthday.

## Lesson 2

### A Look, listen and say.

1. Look at the pictures. Guess what you will hear.

2. Now listen. What is Joy going to do for her birthday party?



Jack: Hi Joy! It's Jack. It's Mother's Day tomorrow. I don't know what to do. Can you help me?

Joy: **What would you like to do?**

Jack: **I would like to say "I love you" to my mother.**

Joy: Well, you can **make a card** for your mother. You can write "I love you" on the card.

Jack: That's a great idea.

Joy: Can you help me, too? It's my birthday next week. I don't know what to do for my birthday party.

Jack: We can go to the park. We can row a boat there and have a picnic.

Joy: I'd like to do that. I can wear my new dress, too.

Jack: Great! Well, I hope your mother has a happy Mother's Day tomorrow.

Joy: Thanks!

**B Choose, think and say.**

*Hello, Andy. Mother's Day is coming, and I'd like to make a card for my mum. What would you like to do?*

*I would like to send an email to my mum.*



July 5th

second Sunday in May

January 1st

June 1st

March 12th

**C Draw and write.**

What would you like to do on Children's Day?

---

---

---





## Lesson 3

### A Let's read.

#### 1. Read the email to see what Tom would like to do.

From: <tom@pep.com.cn>  
To: <binbin2003@pep.com.cn>  
Subject: Going to Xin Yuan Park  
Date: Fri, March 13th, 15:35

Binbin,

Tomorrow is Saturday. I would like to go to Xin Yuan Park with my parents. Would you like to go with us?

In Xin Yuan Park, we can see birds and flowers everywhere. There are a lot of interesting things to do there. In the morning, we can go to plant some trees. Then, we can row a boat and climb the hill in the park. Do you like flowers? We can go to see the flower show in the afternoon. We are going to have a great day.

Can you come? Please write back to me or call me.

Your friend,  
Tom



#### 2. Read the email again and mark.

the place

the time

the activities

#### 3. Tick the things that Tom would like to do on Saturday.

- He would like to go to the park.
- He would like to see dogs.
- He would like to plant some trees.
- He would like to row a boat.
- He would like to make a card.
- He would like to see a flower show.

**B Do a survey.**

Please interview your friends and find out what they would like to do on special days.

What's your favourite special day?

What would you like to do?

Would you like to make a phone call or send a message?

My favourite special day is Teachers' Day. It's coming soon.

I'd like to buy some flowers and make a card for my teacher.

I'd like to call her.



name	Bill		
special day	Teachers' Day		
things he/she would like to do	buy some flowers make a card make a phone call		

**C Let's write.**



What would you like to do on Spring Festival?

---



---



---

## Let's Spell

### A Listen, point and repeat.



night



light



right



high



sigh



thigh

### B Listen, circle and repeat.

sight

fight

might

high

high

sigh

bright

thigh

### C Listen, write and say.

1. I want to fly \_\_\_\_\_ in the sky.

2. There are stars in the \_\_\_\_\_ sky.

### D Listen and repeat.

It is night.

There's no light.

There's no light tonight.

But now the moon is high.

It's so bright.

What a sight!





## Fun Time

### A Good to know.

There are some interesting old ways to send messages. Some people use smoke to show they need help. Their friends can see the smoke, and they know there is a problem. Then they will go to help.



Other people use birds to send messages. They take a bird from its home. They write a small message on some paper and put the paper on the bird's leg. Then the bird will fly back home with the message.

Of course, there are many new ways to send messages today. Many people use the Internet to send messages. The messages travel around the world very quickly. People also send text messages on their phones. It's very fast, too.



### B Let's make.



### C Let's sing.

# Let's Check

## A Listen and match.



## B Read and fill in the blanks.

### Notice A

#### BOOK FAIR

What would you like to do this weekend?  
Would you like to \_\_\_\_\_?

You can come to our special Book Fair in the school library this weekend, April 11th-12th.

You'll find lots of surprises!

### Notice B

#### PAINTING SHOW

Are you good at painting?  
Would you like to \_\_\_\_\_?

Please come to our Painting Show!

Date: Saturday, April 11th  
Place: Art Museum

### Notice C

#### FUN SPORTS DAY

Date: Sunday, April 12th  
Place: school playground


You can bounce a ball and \_\_\_\_\_ here.

### Word Box

see beautiful pictures    read interesting books  
buy toys    jump rope    ask for candy

## © Let's role-play.

Choose one notice in Part B and invite your friend to go with you.



## © Let's write.

Write what you'd like to do this weekend according to Part B.

I would like to buy some books on April 11th. I would like to bounce a ball at the fun sports day on April 12th. What about you?

---

---

### Checkpoint

structures	vocabulary
What would you like to do? I would like to ...	send an email, write a letter, make a phone call, send a short message, mail a present, make a video call, say, make a card



## Story Time

A Let's read. 

### *Sending a Letter*

*Good morning,  
Mr Pigeon.*

*Good morning,  
Mr Bear.*



Mr Bear wants to mail a letter to his granddaughter. He goes to the post office in his town.

*Please fly to my  
granddaughter and  
give her this letter.*

*OK! Where is her house?  
What's her name?*



It's his granddaughter's birthday tomorrow, so Mr Bear asks Mr Pigeon to fly very fast.

*Her name is Lily Bear.  
She lives a long way away  
in Toronto.*




Mr Bear gives his granddaughter's address to Mr Pigeon.

*How long will it take?*

*It will take me  
three days.*



Mr Bear wants to know how long it will take for the letter to reach his granddaughter. He asks Mr Pigeon.



Mr Bear isn't happy. He thinks the letter will arrive late.

Mr Pigeon calls Lily and asks for her email address. Mr Bear can write an email and deliver it today!



### **B Think and write.**

1. Mr Bear is sending a \_\_\_\_\_ to his granddaughter.
2. Tomorrow is Mr Bear's granddaughter's \_\_\_\_\_.
3. Sending a letter will take \_\_\_\_\_.
4. Mr Pigeon won't fly to Mr Bear's granddaughter because he has a \_\_\_\_\_.

### **C Act out the story.**

# Revision 1

## Let's Review

### A Listen and number.



### B Let's play.

*Christmas is coming.  
How are you going to  
celebrate it, Binbin?*

*I'm going to make some cards  
and give them to my friends.  
What would you like to do  
on Christmas Day?*

*I would like to make video calls  
to my friends, wear my new clothes  
and have a party.*

*Wow, that sounds great.*



**Read and write.**

### ***How to Be Healthy***

There are some things you should and shouldn't do to be healthy.

To be healthy, you should often eat fruit, vegetables, meat and fish. You shouldn't eat too much candy or junk food. You should drink at least eight glasses of water each day. You should sleep at least nine hours each night, too. You shouldn't go to bed too late.

To be healthy, it is also important to exercise every day. Do you walk, swim or run? Do you play sports?

To be healthy, you should also take a shower often and you should brush your teeth every day. You must wash your hands often. You shouldn't eat with dirty hands.

If you care for your health, you will enjoy your life.



To be healthy, what should you do? What shouldn't you do?

---



---

---

# Let's Spell

A Look, listen and write. 

## Word Caterpillar



B Listen and write. 



f\_\_ther



s\_\_\_\_\_



\_\_iangle



\_\_um



\_\_actor



br\_\_d



\_\_iver

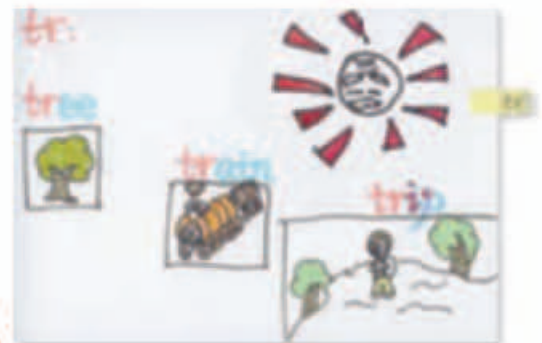



l\_\_\_\_\_

**Let's make.**



*Copy the words.  
Draw pictures if you can.*



*Put them together like this.  
Now you have a word book.*



## Story Time

A Let's read. 

### *The Animals Who Play Music*



One day, a cow leaves his home on a farm. He can play the horn. He wants to play music in the town.

On the way to the town, the cow sees a dog doing the dishes. The cow asks the dog, "Do you want to play music in the town with me?" "Sure, I'd love to. But first, I have to get my drum." "Hurry!" says the cow. "We can play music together."



The cow and the dog walk to the town. On their way, they see a cat clearing a table. The cow asks the cat, "Do you want to play music in the town with us?" "Sure, I'd love to. But first, I have to get my bells." "Hurry!" says the cow. "We can play music together."

In the town, they see some robbers going into a house. "What should we do?" they ask. The dog says, "I exercise every day, so I am strong. I should catch the robbers." The cat says, "I drink milk every day, so I am strong. I should catch the robbers."





The cow says, “I have an idea! We should frighten the robbers away. We are going to give a concert. I am going to play my horn. Dog, you are going to play your drum. Cat, you are going to play your bells.”

The three friends start to play music. They get louder and louder. Everyone in the town comes to the concert. The robbers hear the music and the people. They’re frightened. They quickly run away from the town.



The cow, the dog and the cat now have a new home in the town. Every day, people in the town can hear them playing the horn, the drum and the bells.

### **B Answer the questions.**

1. Who leaves the farm?
2. Who plays the drum?
3. Why is the dog strong?
4. Why is the cat strong?
5. What do the three friends do in the town every day?


### **C Act out the story.**



# Unit 4 Last Weekend

**Get ready.**

*What did you do last weekend?*



*What did you do last weekend?*

*I visited my grandparents.*





## Lesson 1

A Listen and tick. 

B Chant and say. 

What did you do last weekend?  
I climbed a hill.  
It was fun.  
What about you?



What did you do last weekend?  
I stayed at home.  
I cleaned the living room.  
I **washed clothes**.  
It was **boring**.

What did you do last weekend?  
I climbed a hill.  
I played chess.  
It was fun.  
What about you?



*What did you do last weekend?*



*I cleaned the living room.*

C Let's write.

Last weekend, Lily played chess with Joy. Andy \_\_\_\_\_.

Bill \_\_\_\_\_.

## Lesson 2

### A Look, listen and number.

1. Look at the pictures. What can you see?

2. Now listen and number the pictures.



Lily: Hi, Binbin. **How was your weekend?**

Binbin: **It was wonderful.**

Lily: Oh, really? **What did you do last weekend?**

Binbin: **I watched a football match with my friends, and then we played football together.** On Sunday, I played the violin in a music club.

Lily: That really sounds fun.

Binbin: How was your weekend?


Lily: It was great on Saturday. I played badminton with Joy in the morning. It was rainy in the afternoon. I played in the rain. It was a lot of fun.

Binbin: Wow, that was cool. What did you do last Sunday?

Lily: I stayed in bed all day. I was ill.

Binbin: Oh, what a pity! I'm sorry to hear that.

**B Do a survey.**



activities \ name	day	Andy			
		Sat	Sun	Sat	Sun
danced					
visited grandparents		✓			
played the piano					
cleaned his/her room					
climbed a hill					
rowed a boat			✓		
listened to music					
jumped rope		✓			

**C Let's write.**

Fill in the blanks according to the survey.

Andy's weekend was \_\_\_\_\_.

On Saturday, he \_\_\_\_\_ and \_\_\_\_\_.

On Sunday, he \_\_\_\_\_.



## Lesson 3

### A Let's read.

#### 1. Read Bob's diary about his weekend. How was his weekend?

Monday, May 11th

On the weekend, I usually stay at home on Saturday morning and go to an English class on Saturday afternoon. On Sunday, I sometimes visit my grandparents and sometimes play with my friends.

But last weekend was special. On Saturday, I visited my friend Ann because it was her birthday. We danced and watched cartoons all morning. In the afternoon, we climbed a hill and rowed a boat in the park.

On Sunday, I watched a football match with my dad in the morning. My favourite team won the match. I was very happy. In the afternoon, I had a football match with my friends. My team won the game. I was so excited. I really enjoyed last weekend.



#### 2. What did Bob do last weekend? Fill in the chart.

Saturday morning	
Saturday afternoon	
Sunday morning	
Sunday afternoon	

#### 3. Answer the question.

What does "won" mean?

**B Let's talk.**

*My weekend was fun.  
I watched a football match  
last Sunday. My favourite  
team won the game. I was  
very happy.*

*Last Sunday was my birthday.  
I watched TV, danced and  
played with my friends all day.  
It was wonderful.*



*I played a football match with my friends  
last weekend. Our team kicked the ball  
out of the park!*

**C Let's write.**



How was Bob's weekend?  
What did Bob do last Saturday afternoon?

---

---

---

## Let's Spell

### A Listen, point and repeat.

cleaned

played

rowed

danced

jumped

washed

shouted

visited

painted

### B Listen, circle and repeat.

stayed

cleaned

danced

learned

jumped

washed

played

danced

visited

waited

wanted


rowed

### C Listen, write and say.

1. I \_\_\_\_\_ at home and \_\_\_\_\_ my clothes last Sunday.
2. Susan \_\_\_\_\_ basketball and \_\_\_\_\_ yesterday.

### D Listen and repeat.

I played football and rowed a boat.  
I also jumped and shouted.  
Then I cleaned my bedroom, too,  
And then, of course, I rested.





## Fun Time

### A Good to know.

These American children had a very interesting weekend.



David went to a museum. He saw many old and interesting things. He took many photos, too. David likes reading, so he really loved the old books in the museum.

Jane and Susan went camping together. They walked up hills and looked at the trees and flowers. They cooked food and played games. They had a lot of fun.



Emma helped some old people near her home. She went shopping to buy some food for them. She also cleaned their homes. She was very happy to help them.

### B Let's make.



#### My Special Weekend



I cleaned my mum's room last Saturday. It was her birthday that day.

#### Special Weekend



I played ping-pong at the sports club.

#### Special Weekend



I went to the Dinosaur Museum with my friend last weekend.

### C Let's sing.

# Let's Check

## A Listen and match.



## B Read and write.

To: Jill
From: Li Jun
Date: Monday, May 18th
Subject: My great weekend

Hi Jill,

How are you? I am having a great time here in China.

My weekend was fun. On Saturday, I played basketball with my friends and climbed a hill with my parents. In the evening, I watched a football match. It was interesting. On Sunday, I visited the Science Museum with my parents. I was very happy last weekend.

Are you having a good time in Canada?

Yours,  
Li Jun

To: Li Jun
From: Jill
Date: Tuesday, May 19th
Subject: My great day

Dear Li Jun,

Good to hear from you! I am fine, too.

I had a nice day today. I jumped rope and played basketball with Tony after school. In the evening, I played chess with my dad and watched my favourite TV show. It was a great evening, and I enjoyed it very much.

I hope the weather is good in China.

Yours,  
Jill

### What did they do?

Li Jun played basketball Jill

**© Let's talk.**

*How was Li Jun's weekend?*

*What did he do?*

*How was your weekend?*

*What did you do?*

*It was fun.*

*He climbed a hill,  
watched a football match and  
visited the Science Museum.*

*It was boring.*

*I stayed at home,  
cleaned my room and watched TV.*



**④ Let's write.**

How was your weekend?

---

What did you do?

---



---

**Checkpoint**


structures	vocabulary
How was your weekend? It was ...	cleaned the window, watched TV, climbed a hill, visited grandparents, danced, jumped rope, listened to music,
What did you do last weekend? I ...	rowed a boat, played computer games, stayed at home, played the piano, played chess, washed clothes, boring



## Story Time

A Let's read. 

### *My Name Is Peanuts*



Last Sunday, three boys went to the zoo. They saw a big elephant.



The three boys played in front of the elephant. They acted silly. The elephant got angry.



A man saw the boys. He took them to the manager's office.



The manager asked the first boy, "What's your name?" The boy answered, "My name is Xiao Gang." "What did you do?" He answered, "I tried to throw Peanuts to the elephant."



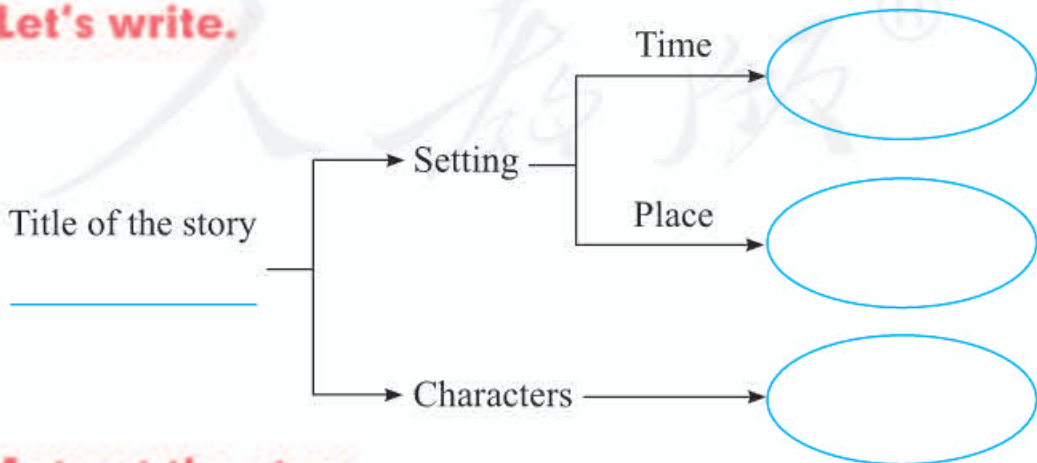
The manager said, "Please do not feed the animals. You shouldn't do that again. You can go now."

Then the manager asked the second boy, "What's your name?" He answered, "My name is Li Ming." "What did you do just now?" He answered, "I tried to throw Peanuts to the elephant." The manager said, "Please do not feed the animals. You shouldn't do that again. You can go now."



The manager asked the third little boy, "What's your name?" The little boy answered, "My name is Peanuts."

**B Let's write.**



**C Act out the story.**



# Unit 5 Have a Great Trip

**Get ready.**

*How was your vacation?*

went to the beach

drank cold drinks

swam in the sea

ate ice cream

*It was great.  
I went to the beach.  
What about you, Lily?*

*Hello, Bill. How was your vacation?*

*I went to Kunming with my uncle's family. I felt very happy.*

went to the Stone Forest

bought some gifts

saw flowers

took photos



# Lesson 1

## A Listen and tick.



## B Chant and say.

I think you had a wonderful vacation.  
Do you have any pictures with you?  
Where did you go?  
What did you do?

I went to the beach.  
I swam in the sea.



I **slept** really late.  
I saw a nice tree.  
I ate some tasty food.  
I drank a lot, too.  
I took a lot of photos.  
I bought a gift for you.



*I went to Wuyi Park last summer vacation. I climbed hills.*



*I went to Wuyi Park last summer vacation. I climbed hills and took photos.*

### Word Box

climbed hills

took photos

drank water

bought some gifts

saw trees and flowers

ate delicious food

## C Let's write.



I \_\_\_\_\_ (go/went) to Sichuan last summer vacation. It was a great trip.  
I \_\_\_\_\_ (eat/ate) Sichuan food, \_\_\_\_\_ (climb/climbed) Mount Emei, and  
\_\_\_\_\_ (see/saw) monkeys there. They were naughty. They \_\_\_\_\_ (take/took)  
bananas from my bag.

## Lesson 2

### A Look, listen and number.

1. Look at the pictures. What can you see?

2. Now listen and number the pictures.



Ted: Hello, Emma. How was your summer vacation?

Emma: It was fun.

Ted: **Where did you go?**

Emma: **I went to Beijing with my parents.**

Ted: What did you do there?

Emma: We went to Beijing Zoo and saw many lovely animals there.


We took lots of photos in Tian'anmen Square. We also ate

Beijing duck. It was **delicious!** We went to the Summer

Palace. I rowed a boat on Kunming Lake. I **felt very happy.**

Ted: That sounds like a great trip.

**B Let's talk.**



**C Think and write.**

A: Hi! How was your vacation?

B: \_\_\_\_\_.

A: Where did you go?

B: I went to \_\_\_\_\_.

A: What did you do there?

B: I \_\_\_\_\_ and \_\_\_\_\_.



## Lesson 3

### A Let's read.

1. Look at the pictures. What can you see?

2. Read Betty's diary. What is it about?

A. Interesting books    B. Interesting things    C. Interesting people

Wednesday, May 20th

It was sunny and hot. We went to the park. We rowed a boat there, and we made some new friends. We climbed a hill together. It was wonderful.



Sunday, June 21st

It rained. We visited an old friend. We bought some gifts for him. We talked and watched TV. I was sad when we left.



Saturday, August 25th

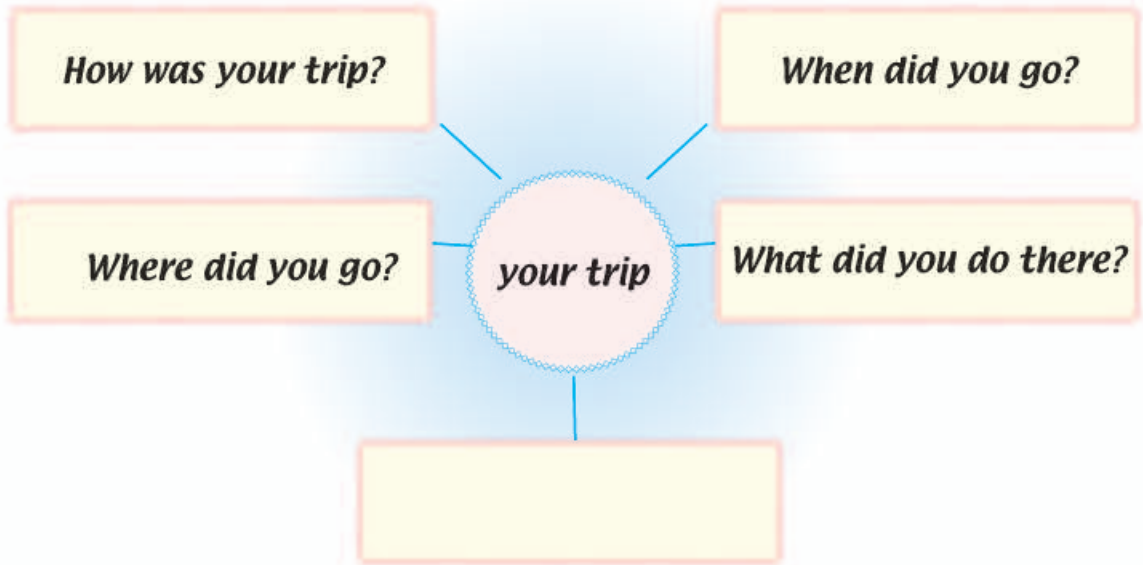
It was cool. We went to Anderson Mall. In the morning, we swam and saw a film. Then we had some French fries and hamburgers for lunch. We were very happy.



3. Answer the questions.

- What did they do in the park? \_\_\_\_\_
- What did they do with their old friend? \_\_\_\_\_
- What did they do in Anderson Mall? \_\_\_\_\_

**B Let's talk.**



*I had a wonderful trip last summer vacation. I went to Hangzhou with my parents. I climbed hills, rowed boats, ate delicious food and drank Longjing tea. My father and I bought a silk dress for my mother. I felt very happy there.*

**C Let's write.**



Read the first part of the diary and answer.

1. Where did Betty and her friends go?
2. What did they do there?
3. How did they feel?

---

---

---

## Let's Spell

### A Listen, point and repeat.



apple



maple



bottle



turtle



table



bubble

### B Listen, circle and repeat.

apple

bottle

little

purple

turtle

double

simple

bubble

### C Listen, write and say.

1. May I have a \_\_\_\_\_ of \_\_\_\_\_ juice, please?

2. My pet \_\_\_\_\_ eats meat and green \_\_\_\_\_.

### D Listen and repeat.

This is a turtle,  
A little purple turtle.  
It's sitting on a table,  
With a little purple apple.





## Fun Time

### A Good to know.

My uncle Larry loves travelling. He went to China two years ago. He visited the Great Wall and ate a lot of Beijing duck!



He also went to the United States. He had a great time at Disneyland. He met Mickey Mouse there!

Last year he went to Australia. He saw the Sydney Opera House and the beautiful beach there. He bought a toy kangaroo from the zoo, too.



He also went to Canada. He climbed the CN Tower there. It was very tall, and he could see a long way. He bought a DVD of the beautiful countryside there.

### B Let's make.



I went to  
the Great Wall.

I Love Travelling!



I went to Sydney.



I went to Disneyland.

### C Let's sing.

## Let's Check

### A Listen and number.



### B Read, circle and underline.

the place

the activities



Last month I went to Yellow Mountain with my parents. We climbed the mountain and reached the top. We saw many beautiful trees there. We stayed on the mountain for the night and watched the sunrise in the morning. It was fantastic.



Last summer, I went to Hangzhou with my classmates and my teacher. We had a ping-pong match there. After the match, we went to West Lake. We rowed a boat, ate Dongpo meat and drank Longjing tea. It was wonderful.

## © Let's talk.

*Where did she go?*

*What did she do there?*

*How was her trip there?*

*She went to Yellow Mountain.*

*She climbed the mountain.  
She watched the sunrise, too.*

*She thought it was fantastic.*



## ④ Let's write.

How was your trip? Write about it here.

---

---

---

### Checkpoint

structures	vocabulary
Where did you go? I/We went to ...	went to the beach, drank cold drinks, swam, ate ice cream, the Stone Forest, bought some gifts, took photos, saw flowers, slept, delicious, felt happy



## Story Time

A Let's read. 

### *The Best Camper*



John's family has a dog. His name is Quick. He's very smart.



Last summer, John's family went camping. They left Quick at their neighbour's house.



John's family put their bags in the car. Quick jumped in the back of the car.



The family got to the camp site. They unpacked the car. Quick jumped out. He was very happy.



John and his sister Anna played beside the river. Anna fell into the water. Quick ran over and pulled her to the bank.



John's father took some pictures. He dropped the camera into the river. Quick swam over and brought the camera back.

John's mother wanted some branches and sticks. Quick collected them and took them to her. Then she cooked dinner.



They had a wonderful time there because of Quick. Quick was very helpful. They were happy to have Quick with them. He was the best camper.

### **B** Answer the questions.

1. What did John's family do on their vacation?
2. How did they go there?
3. How did Quick go there?
4. What did they do there?
5. What did Quick do there?
6. Did they have a good trip? Why?

### **C** Act out the story.



# Unit 6 Growing Up

**Get ready.**

*Do you like their growing-up stories?*



was born



started to speak



learned to walk




learned to ride a bike



went to kindergarten




went to school



learned to swim

*Joy, tell us one of your growing-up stories and talk about your photos.*

*I was born on May **15th**, 2004.  
I started to speak when I was  
ten months old.*





# Lesson 1

## A Listen and match.



four



one



ten months



three



five



six

## B Let's play.

*I learned to talk ...*



*when I was two ...*

## C Let's write.

I \_\_\_\_\_ when I was one year old.

I \_\_\_\_\_ when I was three years old.

I \_\_\_\_\_ when I was six years old.

### Word Box

learned  
went  
started

## Lesson 2

### A Look, listen and number.

1. Look at the pictures. What can you see?

2. Now listen and number the pictures.



Bill: **When did you start to use a computer, Joy?**

Joy: **When I was four.** What about you?

Bill: I started when I was six.

Joy: When did you start to buy things, Bill?

Bill: When I was five. I bought an ice cream. It was delicious. What did you learn to do when you were five?

Joy: When I was five, I learned to swim and started to study English.

Bill: When did you go to kindergarten?

Joy: Oh, I went to kindergarten when I was three.

Bill: Me too.

**B Do a survey and report.**



name	Andy	Joy	
started to use a computer			
started to study English			
went to kindergarten			
started to speak			
learned to swim		five	
learned to ride a bike			
learned to walk	one		



**C Let's write.**

*Fill in the blanks according to the survey.*

Joy \_\_\_\_\_ when she was five.

Andy \_\_\_\_\_ when he was \_\_\_\_\_.

\_\_\_\_\_



## Lesson 3

### A Let's read.

1. Look at the pictures. Guess what you will read. Then read the passage.

---

My name is Nancy. I was born on April 5th, 2004. I learned to speak at six months old. I learned to climb when I was eight months old. I climbed out of my bed and hurt my head. I learned to walk when I was one year old. One day I walked out of my home and into the street!


I learned to eat with chopsticks when I was three. I got food all over my face! I learned to swim when I was four, but I only went swimming in the bath. When I was five I learned to wash clothes, but I got myself all wet! In grade four I learned to cook – I cooked eggs, but they tasted very bad! Now I'm in grade five.

2. Write down the ages.



3. Add a title for the passage.

**B Let's talk.**



**C Let's write.**



When was Nancy born? When did she go to school?  
How old is she now? What grade is she in?

Nancy was born on \_\_\_\_\_

\_\_\_\_\_

\_\_\_\_\_

\_\_\_\_\_

## Let's Spell

### A Listen, point and repeat.



sports



spring



speak



skate



ski



skirt

### B Listen, circle and repeat.

speak

sports

spy

spin

skirt

skate

sky

ski

### C Listen, write and say.

1. In \_\_\_\_\_ I play \_\_\_\_\_.

2. Mary is wearing a new \_\_\_\_\_ at the party.

### D Listen and repeat.

I love winter sports.  
I love to skate and ski.  
But now that spring is here,  
There are no winter sports for me.





## Fun Time

### A Good to know.

A human baby does not walk until he or she is around one year old. But many animals learn to get around much faster.



A baby elephant can stand as soon as it is born. It can walk, too, but very slowly.



A new baby deer can stand up. Deer must run fast to be safe. Baby deer can run soon after they are born.




Baby birds can't fly when they are born. They spend their first few weeks in the nest. Then they learn to fly. Soon they can find their own food.

Every animal is different, and all are interesting.

### B Let's make.

**Growing-up Stories**



I was born ...

I could fly.

I ...

The complex block contains a sequence of illustrations for two animals. The top row shows a bird's life cycle: a nest with two blue eggs, a green and yellow bird feeding its chick in a nest, a nest with a growing chick, and a fully grown bird in flight. The bottom row shows an elephant's life cycle: a tiny calf, a slightly larger calf, a larger calf, and a large adult elephant. The text 'I was born ...' is positioned above the first bird illustration, 'I could fly.' is above the fourth bird illustration, and 'I ...' is below the first elephant illustration.

### C Let's sing.

# Let's Check

## A Listen and match.

April 5th, 2004

June 1st, 2004

May 15th, 2004

December 31st, 2003

July 5th, 2004



when he was three

when he was four

when she was five

when she was six

when she was seven

## B Read and write the dates.



November 6th, 2005

I'm very happy today. My baby girl was born. She is lovely and beautiful, but she is very small. We called her Doudou.

May 10th, 2006

Doudou said "mum" today. It was her first word! I was so excited. She said it many times. Now her father is trying to teach her to say "dad", too.

December 3rd, 2006

Doudou walked for the first time today. She was very happy. She wanted to walk to the kitchen, but she couldn't walk so far. She walked all day, so she was very tired in the evening.

**Let's talk.**

When was Doudou born?

When did she learn to walk?

When did you learn to speak?

She was born on November 6th, 2005.

When she was one year old.

When I was ...



**Let's write.**

When I was one year old, I learned to \_\_\_\_\_.

When I was two years old, I learned to \_\_\_\_\_.

When I was three years old, I \_\_\_\_\_.

When I was four years old, I \_\_\_\_\_.

When I was \_\_\_ years old, I \_\_\_\_\_.

When \_\_\_\_\_.

**Checkpoint**

structures	vocabulary
When did you ...? When I was ... (years old).	was born, started to speak, learned to walk, learned to ride a bike, went to kindergarten, went to school, learned to swim, fifteenth (15th), started to buy things, started to study English, started to use a computer



## Story Time

A Let's read. 

### *The Ugly Duckling*



Once there was a mother duck. She was sitting on seven little eggs. One day, the eggs started to open. One by one, six little yellow ducklings came out of the eggs.

There was still one egg left. The mother duck sat on that egg again. Two days later, out came a duckling. But this duckling wasn't yellow. It was grey, and it had a long, thin neck.



The other ducklings didn't like the grey duckling. They didn't want to play with him. They said he was ugly. The little ugly duckling was sad.



Summer came. The ducklings all grew bigger, and the ugly duckling was the biggest. One day they went to a farm. A chicken bit him, and the farmer kicked him. The ugly duckling felt terrible.



The ugly duckling ran away. He went to the tall grass by the lake to live by himself. He felt lonely every day.



Autumn came. The ugly duckling got bigger and bigger. He swam by himself every day, so he got stronger, too.



Then winter came. It was very cold, and there was ice on the lake. The ugly duckling had no one to keep him warm. He felt very cold.

Finally, spring came. One day, a little girl came to the lake with her mother. “Look at the swan,” she said, “It’s beautiful!” The ugly duckling looked at himself in the water. He wasn’t a duckling. He was a swan, a white swan with a long neck. He wasn’t ugly. He was beautiful!



## **B** Let's match.

- When the ugly duckling came out of the egg,
- When the ugly duckling went to the farm,
- When it was autumn,
- When it was winter,
- When the ugly duckling learned he was a swan,
- the ugly duckling was very cold.
- he was grey and had a long neck.
- he felt very happy.
- a chicken bit him.
- the ugly duckling got bigger and stronger.

## **C** Act out the story.



# Revision 2

## Let's Review

**A Listen and number.** 



**B Let's play.**

Find out who went there with you.



I did the same as these students: \_\_\_\_\_



## Read and write.

### *Our Wonderful Vacations*

My name is Jane. Ann is my cousin. We both like travelling, but I like the sea and she likes old towns. Last summer vacation, I went to Sanya in Hainan province with my mother. We went there by plane. I played on the beach and picked up some seashells. I swam in the sea and drank some juice. I also ate some seafood. I had a wonderful trip.

Ann went to Lijiang in Yunnan province with her mother. They went there by train. She took some beautiful photos and ate some delicious food there. She bought a bag of souvenirs. She enjoyed her trip very much. We both had good vacations.



	Jane	Ann
place they went to		
whom they went with		
how they went there		
things they did there		

Write about your trip.

My Trip

---



---

---


# Let's Spell

A Look, listen and write. 

## Word Caterpillar



B Listen and write. 



\_\_\_ider



marb\_\_\_



\_\_\_ip



\_\_\_irt



\_\_\_ring



play\_\_\_



temp\_\_\_

Let's make.



Copy the words.  
Draw pictures if you can.



Put them together like this.  
Now you have a word book.



Now you have two word books.  
Put them together to make  
a big word book.



## Story Time

A Let's read. 

### A Special Trip



In high school, Terry Fox was a popular and hardworking student. He loved sports. He played on the school basketball team.



When he was 18, Terry got cancer. The doctors had to take off his leg. Terry never gave up. He learned to walk and run with his new "leg". Terry saw so many people sick with cancer in the hospital. He wanted to run across Canada to get money for cancer research.

On April 12th, 1980, Terry started a special trip across Canada. Every day he ran about 42 kilometres. He ran on rainy days, windy days and hot sunny days. He ran through small villages and big cities. Terry ran for 143 days. It wasn't easy, but Terry kept running.



On September 1st, 1980, Terry felt very sick. His doctors said that he had to stop his trip. Terry was very sad. He wanted to keep running. The people of Canada were very sad, too. They gave more and more money for cancer research. They hoped Terry would get better and would start to run again. Sadly, Terry died on June 28th, 1981. He was 22 years old.



4



5

Canadians did not forget Terry. Every September, in many towns and cities in Canada, there is the Terry Fox Run. Hundreds of thousands of Canadians, young and old, run for Terry. They give money to find a cure for cancer. Since 1981, they have given 300 million dollars.

The people of Canada were very proud of Terry. They gave him Canada's highest award. He was the youngest person ever to win this award. In 1999, Canadians named him Canada's greatest hero. Now in Canada, you can see Terry's statue everywhere.



6

### B Put the sentences in order.

- (     ) Terry Fox ran for 143 days.
- (     ) Terry Fox died on June 28th, 1981.
- (     ) Terry Fox was popular and hardworking.
- (     ) Terry Fox started a special trip.
- (     ) Terry Fox got more and more money for cancer research.

### C Retell the story in groups.



## 附录一 歌曲

### Unit 1 .....

#### Fun Time, C

I've got a headache,  
a headache, a headache.

I've got a headache.  
What should I do?

You should have a rest  
and drink some warm water.

You shouldn't watch TV.  
No TV for you!

I've got a stomachache,  
a stomachache, a stomachache.

I've got a stomachache.  
What should I do?

You should see a doctor  
and drink some warm water.

You shouldn't eat ice cream.  
No ice cream for you!

### Unit 2 .....

#### Fun Time, C

It's a day for children,

A day for you and me.  
Children's Day is fun.  
We can play games happily.

It's a day for mothers.  
They help us every day.  
Mother's Day is great.  
We show our love in many ways.

It's a day for fathers.  
They work hard for me and you.  
Father's Day is cool.  
We say thanks for all they do.

### Unit 3 .....

#### Fun Time, C

Send me a letter,  
a long, long letter.  
Send me an email, too.  
Send me short messages,  
every day.

I want to hear from you.

Give me a call,  
a long, long call.  
Send me a present, too.



Send me some cards,  
every day.  
I love to hear from you.

#### Unit 4

#### Fun Time, C

What did you do last weekend?  
On Saturday and Sunday,  
I listened to music  
and played football.  
That's what I did those days.

What did you do last weekend?  
On Saturday and Sunday,  
I danced with my friends  
and walked in the park.  
That's what I did those days.

What did you do last weekend?  
On Saturday and Sunday,  
I climbed a hill  
and rowed a boat.  
That's what I did those days.

#### Unit 5

#### Fun Time, C

Where did you go this holiday?  
Was it to Beijing or to Harbin?  
I went to Sanya, and I had fun.

Here are the things I did.  
I swam in the sea,  
I saw many fish,  
I bought many gifts,  
So I felt good.  
I sat on the beach,  
I played on the sand,  
I ate delicious food,  
So I had fun.

#### Unit 6

#### Fun Time, C

This is my grandpa.  
He is old,  
But he was young like you.  
He learned to walk when he was one  
and speak when he was two.  
He went to school when he was six  
and learned to swim at three.  
Now my grandpa's sixty-four,  
And now he teaches me.

## 附录二 单元词汇表

(注:粗体词为本册的重点词汇)

### Unit 1

<b>too much</b>	太多 (2)
<b>candy</b>	糖果 (2)
<b>go to bed</b>	去睡; 就寝 (2)
<b>early</b>	早 (2)
<b>exercise</b>	锻炼 (2)
<b>tired</b>	困倦的; 疲倦的 (2)
<b>drink</b>	喝; 饮 (2)
<b>before</b>	在……之前 (2)
<b>dirty</b>	肮脏的 (2)
<b>always</b>	总是 (2)
<b>stomachache</b>	胃疼 (4)
<b>headache</b>	头疼 (4)
<b>toothache</b>	牙疼 (4)
<b>a lot of</b>	大量; 许多 (4)
<b>sleepy</b>	困的; 欲睡的 (6)
<b>subject</b>	学科 (6)
<b>mark</b>	分数 (6)
<b>advice</b>	建议 (6)
<b>more</b>	更多的 (6)

### Unit 2

<b>New Year's Day</b>	新年 (14)
<b>Tree Planting Day</b>	植树节 (14)
<b>Mother's Day</b>	母亲节 (14)
<b>Children's Day</b>	儿童节 (14)
<b>Father's Day</b>	父亲节 (14)
<b>Teachers' Day</b>	教师节 (14)
<b>National Day</b>	国庆节 (14)
<b>Christmas Day</b>	圣诞节 (14)
<b>birthday</b>	生日 (14)
<b>fifth (5th)</b>	第五 (14)
<b>tenth (10th)</b>	第十 (14)
<b>twelfth (12th)</b>	第十二 (14)
<b>twenty-fifth (25th)</b>	第二十五 (14)
<b>plant</b>	种植 (14)
<b>make a poster</b>	制作海报 (16)
<b>celebrate</b>	庆祝 (16)
<b>have a picnic</b>	野餐 (16)
<b>office</b>	办公室 (18)
<b>together</b>	在一起; 共同 (18)
<b>special</b>	特殊的; 特别的 (18)

### Unit 3

- send an email**  
发送电子邮件 (26)
- write a letter** 写信 (26)
- make a phone call**  
打电话 (26)
- send a short message**  
发送短消息 (26)
- mail a present** 邮寄礼物 (26)
- make a video call**  
打视频电话 (26)
- say** 说; 讲 (28)
- make a card** 制作卡片 (28)
- everywhere** 各处; 到处 (30)
- flower show** 花展 (30)

### Unit 4

- cleaned the window**  
(过去式) 擦窗子 (44)
- watched TV**  
(过去式) 看电视 (44)
- climbed a hill**  
(过去式) 爬山 (44)
- visited grandparents**  
(过去式) 看望祖父母 (44)
- danced**  
(dance的过去式) 跳舞 (44)

**jumped rope**  
(过去式) 跳绳 (44)

**listened to music**  
(过去式) 听音乐 (44)

**rowed a boat**  
(过去式) 划船 (44)

**played computer games**  
(过去式) 玩电子游戏 (44)

**stayed at home**  
(过去式) 呆在家里 (44)

**played the piano**  
(过去式) 弹钢琴 (44)

**played chess**  
(过去式) 下棋 (44)

**washed clothes**  
(过去式) 洗衣服 (45)

**boring** 单调的; 乏味的 (45)

**badminton** 羽毛球 (46)

**won** (win的过去式) 赢;  
获胜 (48)

### Unit 5

**went to the beach**  
(过去式) 去海边 (56)

**drank cold drinks**  
(过去式) 喝冷饮 (56)



**swam**

(swim的过去式) 游泳 (56)

**ate ice cream**

(过去式) 吃冰激凌 (56)

**the Stone Forest** 石林 (56)

**bought some gifts**

(过去式) 买礼物 (56)

**took photos**

(过去式) 拍照片 (56)

**saw flowers**

(过去式) 赏花 (56)

**slept**

(sleep的过去式) 睡觉 (57)

**delicious**

美味的; 可口的 (58)

**felt happy**

(过去式) 觉得高兴 (58)

**sad** 悲哀的; 难过的 (60)

**left**

(leave的过去式) 离开 (60)

**French fries** 法式炸薯条 (60)

**were** (are的过去式) 是 (60)

## Unit 6

**was born**

(过去式) 出生 (68)

**started to speak**

(过去式) 开始说话 (68)

**learned to walk**

(过去式) 学走路 (68)

**learned to ride a bike**

(过去式) 学骑自行车 (68)

**went to kindergarten**

(过去式) 上幼儿园 (68)

**went to school**

(过去式) 上学 (68)

**learned to swim**

(过去式) 学游泳 (68)

**fifteenth (15th)** 第十五 (68)

**started to buy things**

(过去式) 开始学买东西 (70)

**started to study English**

(过去式) 开始学英语 (70)

**started to use a computer**

(过去式) 开始使用电脑 (70)

**all over** 到处; 各处 (72)

**out of** 离开(某处) (72)

**into** 进入; 到……里 (72)

**chopsticks** 筷子 (72)

**wet** 湿的, 潮湿的 (72)

## 附录三 总词汇表

(注: 粗体词为本册的重点词汇)

### A

- a lot of 大量; 许多 (30)  
advice 建议 (6)  
all over 到处; 各处 (72)  
always 总是 (2)  
**ate ice cream**  
(过去式) 吃冰激凌 (56)

### B

- badminton 羽毛球 (46)  
**before** 在……之前 (2)  
birthday 生日 (14)  
boring 单调的; 乏味的 (45)  
**bought some gifts**  
(过去式) 买礼物 (56)

### C

- candy 糖果 (2)  
celebrate 庆祝 (16)  
**Children's Day** 儿童节 (14)  
chopsticks 筷子 (72)  
**Christmas Day** 圣诞节 (14)  
**cleaned the window**  
(过去式) 擦窗子 (44)

### climbed a hill

(过去式) 爬山 (44)

### D

#### danced

(dance的过去式) 跳舞 (44)

#### delicious

美味的; 可口的 (58)

#### dirty

肮脏的 (2)

#### drank cold drinks

(过去式) 喝冷饮 (56)

#### drink

喝; 饮 (2)

### E

#### early

早 (2)

everywhere 各处; 到处 (30)

#### exercise

锻炼 (2)

### F

#### Father's Day

父亲节 (14)

#### felt happy

(过去式) 觉得高兴 (58)

**fifteenth (15th)** 第十五 (68)

**fifth (5th)** 第五 (14)

flower show 花展 (30)  
French fries 法式炸薯条 (60)

## G

go to bed 去睡; 就寝 (2)

## H

have a picnic 野餐 (16)  
headache 头疼 (4)

## I

into 进入; 到……里 (72)

## J

jumped rope  
(过去式) 跳绳 (44)

## L

learned to ride a bike  
(过去式) 学骑自行车 (68)

learned to swim  
(过去式) 学游泳 (68)

learned to walk  
(过去式) 学走路 (68)

left  
(leave的过去式) 离开 (60)

listened to music  
(过去式) 听音乐 (44)

## M

mail a present 邮寄礼物 (26)

make a card 制作卡片 (28)

make a phone call  
打电话 (26)

make a poster 制作海报 (16)

make a video call  
打视频电话 (26)

mark 分数 (6)

more 更多的 (6)

Mother's Day 母亲节 (14)

## N

National Day 国庆节 (14)

New Year's Day 新年 (14)

## O

office 办公室 (18)

out of 离开(某处) (72)

## P

plant 种植 (14)

played chess  
(过去式) 下棋 (44)

played computer games  
(过去式) 玩电子游戏 (44)

played the piano  
(过去式) 弹钢琴 (44)



## R

### rowed a boat

(过去式) 划船 (44)

## S

sad 悲哀的; 难过的 (60)

### saw flowers

(过去式) 赏花 (56)

say 说; 讲 (28)

### send a short message

发送短消息 (26)

### send an email

发送电子邮件 (26)

sleepy 困的; 欲睡的 (6)

### slept

(sleep的过去式) 睡觉 (57)

special 特殊的; 特别的 (18)

### started to buy things

(过去式) 开始学买东西 (70)

### started to speak

(过去式) 开始说话 (68)

### started to study English

(过去式) 开始学英语 (70)

### started to use a computer

(过去式) 开始使用电脑 (70)

### stayed at home

(过去式) 呆在家里 (44)

stomachache 胃疼 (4)

subject 学科 (6)

### swam

(swim的过去式) 游泳 (56)

## T

Teachers' Day 教师节 (14)

tenth (10th) 第十 (14)

the Stone Forest 石林 (56)

tired 困倦的; 疲倦的 (2)

together 在一起; 共同 (18)

too much 太多 (2)

### took photos

(过去式) 拍照片 (56)

toothache 牙疼 (4)

### Tree Planting Day

植树节 (14)

twelfth (12th) 第十二 (14)

### twenty-fifth (25th)

第二十五 (14)

## V

### visited grandparents

(过去式) 看望祖父母 (44)

## W

**was born**

(过去式) 出生 (68)

**washed clothes**

(过去式) 洗衣服 (45)

**watched TV**

(过去式) 看电视 (44)

**went to kindergarten**

(过去式) 上幼儿园 (68)

**went to school**

(过去式) 上学 (68)

**went to the beach**

(过去式) 去海边 (56)

were (are的过去式) 是 (60)

wet 湿的, 潮湿的 (72)

won (win的过去式) 赢;  
获胜 (48)

**write a letter** 写信 (26)

人教版®

# 后 记

本册教科书是人民教育出版社课程教材研究所英语课程教材研究开发中心依据教育部《义务教育英语课程标准》（2011年版）与加拿大灵通教育有限公司合作编写的，经国家基础教育课程教材专家工作委员会2013年审查通过。北京市海淀区教师进修学校对本册教科书的修订提供了全方位的支持。

本册教科书集中反映了基础教育教科书研究与实验的成果，凝聚了参与课改实验的教育专家、学科专家、教研人员以及一线教师的集体智慧。我们感谢所有对本册教科书的编写、出版提供过帮助与支持的同仁和社会各界朋友，以及整体设计艺术指导吕敬人等。我们还要特别感谢原教科书主要编写人员马淑英、张鲁静、谢乃莹、Sandra Purchase 和 Jack Booth。马淑英、张海翔和刘莹（北京石油学院附属小学）在本册教科书修订过程中也参与了讨论，在此一并表示感谢。

本册教科书出版之前，我们通过多种渠道与教科书选用作品（包括照片、画作）的作者进行了联系，得到了他们的大力支持。对此，我们表示衷心的感谢！但仍有部分作者未能取得联系，恳请入选作品的作者与我们联系，以便支付稿酬。

我们真诚地希望广大教师、学生及家长在使用本册教科书的过程中提出宝贵意见，并将这些意见和建议及时反馈给我们。让我们携起手来，共同完成义务教育教材建设工作！

联系方式

电 话：010-58758251

电子邮箱：jcfk@pep.com.cn

人民教育出版社 课程教材研究所  
英语课程教材研究开发中心  
2013年5月



