



义务教育教科书



# ENGLISH

(三年级起点)  
四年级 上册



教育科学出版社

义务教育教科书

英语

ENGLISH

(三年级起点)

四年级 上册



教育科学出版社

· 北京 ·



## 写给同学们的话

亲爱的同学们，大家好！度过了和兔兔（Tutu）他们在一起学习英语的美好时光，同学们都觉得非常有趣。相信大家正在建立起学好英语的信心，而且喜欢主动、大胆地用英语和别人进行简单的交流了。

新学期开始了，大家可以与家长、同学和老师好好交流一下，看看上学期有哪些学习英语的好经验，有哪些需要改进的地方，这样做，对新学期的英语学习会有很大帮助的。

本学期，你们会认识很多新朋友，例如罗宝（Robo），他是牛顿博士制造的机器人，还有丽丽（Lili）、肯（Ken）和凯特（Kate）等。大家将和他们一起参与更多有趣的英语学习活动，体验更多学习英语的乐趣，了解更多中西方文化的差异。


好了，现在大家就和罗宝他们一起走进新的英语学习乐园吧！





# Contents

<b>Unit 1</b>	<b>What's for Breakfast?</b> .....	<b>4</b>
<b>Unit 2</b>	<b>How Do You Do?</b> .....	<b>12</b>
<b>Unit 3</b>	<b>Whose Bag Is This?</b> .....	<b>20</b>
<b>Unit 4</b>	<b>I Like Music</b> .....	<b>28</b>
<b>Unit 5</b>	<b>I Ride My Bike</b> .....	<b>36</b>
<b>Unit 6</b>	<b>Can You Play Soccer?</b> .....	<b>44</b>
<b>Unit 7</b>	<b>Let's Go Swimming</b> .....	<b>52</b>
<b>Unit 8</b>	<b>Let's Make Some Pancakes</b> ...	<b>60</b>
<b>Unit 9</b>	<b>Do You Like Drawing?</b> .....	<b>68</b>
学习要点	.....	76
各单元单词和习惯用语	.....	77
词汇表	.....	79



# 课文里的人物




Mrs. Smith  
史密斯夫人



Mrs. Newton  
牛顿夫人



Steve  
斯蒂夫



Jimmy  
吉米



Jess  
杰斯



Kate  
凯特



Robo 罗宝

Mr. Newton  
牛顿先生

Lili  
丽丽

Ken  
肯

Betty  
贝蒂

# 1 What's for Breakfast?



## Listen and Speak

Betty : **Good morning, Mom.**

Mom : **Good morning, Betty.**

**Please put the milk on the table.**

Betty : **OK, Mom.**



Dad : **What's for breakfast?**

Betty : **Bread, eggs, and oranges.**

Ken : **Good! I like oranges.**


Betty : **I don't like oranges.**



教育科技



出版社



Mom : **Oranges are good for you.  
Try one.**

Betty : **Umm... it's good.**


Mom : **Ken, pass me the jam,  
please.**

Robo : **OK, here you are.**





## Word Fun



## Talk Together



A: What's for breakfast?

B: Bread, eggs, and salad.



A: Pass me the water, please.

B: OK, here you are.




## Read and Act

1




2



3



4





# Check Up

A. Who's talking? Listen and match.

1



2




B. Listen and check the food they like.


### C. Read and write the numbers.



1. I like sandwiches, milk, and bananas.
2. I like bread and eggs.
3. I don't like apples.

### D. Find and write four differences.





# Sounds and Letters

## A. Listen and read aloud.



breakfast



pass

## B. Listen and write the missing letter.

1



aby

2



lay

3



ear

4



ink



# Join the Beat



Good morning.

Good morning.


What's for breakfast?

Bread, eggs, and oranges.

Good! I like oranges.

Pass me the jam, please.

OK, here you are.






# Have Fun

## What's for breakfast?

1 Look and talk.



2 Make a breakfast menu and talk with your group.



Name	What's for breakfast?
Lingling	Bread, eggs, and oranges.



我的活动表现

★ ★ ★	★ ★	★



## Listen and Speak

Ken : **Who's that?**

Jess : **That's Mrs. Smith.  
She's a teacher.**

Mrs. Smith : **Hi. Are you students here?**

Ken : **Yes, we are.**





Mr. Brown : **This is Mrs. Li and this is Lili.**

Mrs. Li : **How do you do?**

Mrs. Smith : **How do you do, Mrs. Li?**

**Hello, Lili. Nice to meet you.**

Lili : **Nice to meet you, too.**



Mrs. Smith : **Be quiet, please.**

**This is Lili. This is Ken Newton.**

**Please sit down beside Ken, Lili.**



Ken : **Hi. My name's Ken.**

Lili : **Hi. I'm Lili.**





## Word Fun



teacher



student



doctor



nurse



## Talk Together



A: Who's that?

B: That's Mrs. Smith.  
She's a teacher.



A: How do you do, Mrs. Smith?

B: How do you do?



## Read and Act

1

How do you do?



How do you do?

2

This is my mom.



Nice to meet you.

3

Who's that?



That's my sister.

4

Please sit down. Try it.



Oh, it's your shoe.



## Sing Along

### How Do You Do?

How do you do, Mrs. Smith? How do you do?

How do you do, Mrs. Smith? How do you do?

This is my mom and this is my sister.

Nice to meet you. Nice to meet you, too.



# Check Up

A. Who's talking? Listen and match.

1



2



B. Listen and number the pictures.



### C. Write and read.

this is      morning      That's      How

1 Good \_\_\_\_\_, Peter.



Good morning, Wendy and Michael.

2 Who's that?



\_\_\_\_\_ Elf.  
She's my friend.

3 This is Wendy and \_\_\_\_\_ Elf.



4 How do you do?  
\_\_\_\_\_ do you do?



### D. Write He's or She's and read.

1  \_\_\_\_\_ Peter.

2  \_\_\_\_\_ Wendy.

3  \_\_\_\_\_ Elf.

4  \_\_\_\_\_ Michael.




# Sounds and Letters

## A. Listen and read aloud.



morning



name

## B. Listen and write the missing letter.

1



eet

2



ose

3



ilk

4



eck



## Join the Beat

Who's that?

That's Mrs. Smith.

She's a teacher.

Hi. Are you students here?

Yes, we are.

How do you do?

How do you do?

Nice to meet you.

Nice to meet you, too.





# Have Fun

## Who's that?



我的活动表现

★ ★ ★	★ ★	★

# 3 Whose Bag Is This?



## Listen and Speak

Jimmy : A bag! Whose bag is this?

Steve : Well, I don't know.

Jimmy : Is it Ken's bag?

Jess : No, it isn't. His bag is blue.

Steve : Oh, it's Lili's bag.



Ken : **What's wrong, Lili?**

Lili : **I can't find my bag.**

Jimmy : **Well... is this your bag?**

Lili : **No, it isn't. My bag is yellow.**



英文

Ken : **Look at this one!**  
**Is this your bag?**

Lili : **Oh, my bag!**  
**Thank you.**

Ken : **You're welcome.**







## Word Fun



his ball



her bag



Mike's bike



## Talk Together

1



A: Whose book is this?

B: It's Ken's book.

2



A: What's wrong with you?

B: I can't find my book.



## Read and Act

1

What's wrong?



I can't find my ax.

2

Whose ax is this?



Well, it isn't my ax.

3

Is this your ax?



No, it isn't.  
My ax is blue.

4

Is this your ax?



Yes, it's my ax.  
Thank you.



# Check Up

A. Who's talking? Listen and match.


1



2



B. Listen and number the pictures.



C. Look and write the answers.



Peter




Judy




Mike



Kate



Kate's bag



Whose  is it?

It's Kate's bag.

Whose  is it?

\_\_\_\_\_

Whose  is it?

\_\_\_\_\_


Whose  is it?

\_\_\_\_\_



# Sounds and Letters

## A. Listen and read aloud.



welcome



yellow

## B. Listen and write the missing letters.

1



ater

2



ou

3



o- o

4



indow



## Join the Beat

Whose bag is this?

Is it Ken's bag?

No, it isn't. It's Lili's bag.



What's wrong?

I can't find my bag.

Is this your bag?

Yes, it's my bag. Thank you.

You're welcome.





# Have Fun

## Whose cap is this?



 我的活动表现

# 4 I Like Music



## Listen and Speak

Steve & Jimmy : **Sorry, we're late.**

Mrs. Smith : **That's okay.**


**But please be on time from now on.**

Lili : **What's the first class?**

Ken : **Math. I like math.**

Lili : **I do, too.**






Lili : **What's the third class?**

Kate : **Music. Do you like music?**

Lili : **No, I don't.**

Jimmy : **Why not? I like music.  
I sing very well. Listen!**

Lili & Jess : **Oh, no! Stop it!**



Mrs. Smith : **See you tomorrow.**

Students : **Good-bye, Mrs. Smith.**

Jess : **So long, Ken.  
Have a nice day.**

Ken : **You, too. See you.**





## Word Fun



music

math

English




Chinese

science



## Talk Together



A : What's the first class?

B : Math.



A : Do you like music?

B : Yes, I do. / No, I don't.



## Read and Act

1

What's the first class?



Math. I like math.

2

What's the second class?



Music.  
Do you like music?

3

Yes, I do.  
I sing very well.



4

Oh, no! Stop it!



## Do You Like Music?

Do you like **music**? Yes, I do.

Do you like **music**? Yes, I do.

Do you like **music**? Yes, I do.

I like **music**, too.

( 1. music 2. math )



# Check Up


A. Listen and check the subjects they like.



B. Listen and number the pictures.



C. Do the crossword puzzle. Then complete the sentences.



It's my school. I'm a **1.** \_\_\_\_\_.


She's a **2.** \_\_\_\_\_. I like **3.** \_\_\_\_\_.

I sing very well. I like **4.** \_\_\_\_\_, too.




# Sounds and Letters

## A. Listen and read aloud.



day



time

## B. Listen and write the missing letter.

1



able

2



ad

3



esk

4



en



## Join the Beat

What's the first class?

Math. I like math.

I do, too.

What's the third class?


Music. Do you like music?

Yes, I do. I sing very well.

See you tomorrow.

So long. Have a nice day.

You, too. See you.






# Have Fun

## Do you like science?

Team A: Do you like science?

Team B: No, I don't.  
Do you like Chinese?

Team A: Yes, I do.



我的活动表现

★ ★ ★	★ ★	★

# 5 I Ride My Bike



## Listen and Speak

Lili: What do you do after school?

Jess: I play the violin. How about you, Lili?

Ken: She goes to the library.  
She likes reading.

Lili: Yes, I like reading books.



Lili : **Hi, Kate. You can ride a bike!**

Kate : **Yes. I ride my bike every day.**

Jimmy : **Look at me!**

Robo : **No, Jimmy! Not in the street!**

Jimmy : **Ouch!**



英文習字



Ken : **Are you all right?**

Jimmy : **Ow, my legs hurt.  
Look at my bike!**

Robo : **Don't do that again.**

Jimmy : **All right.**







## Word Fun

read a book



ride a bike



play the piano



play the violin



## Talk Together

1



A: What do you do after school?

B: I play the violin.

2



A: How about Ken?

B: He draws pictures.  
He likes drawing.



## Read and Act

1

What do you do after school?



I play the violin.

2

How about you?



He goes to the library.

3

He likes reading.



Yes, I like reading books.

4

Are you all right?  
Don't do that again.



All right.



# Check Up

A. Who's talking? Listen and match.

1



2



B. Listen and number the pictures.



C. Listen, tick, and write.



1



She \_\_\_\_\_ to the library.

2



He \_\_\_\_\_ the piano.

3



Kate \_\_\_\_\_ her bike every day.



# Sounds and Letters

## A. Listen and read aloud.



library



read

## B. Listen and write the missing letter.

1



ion

2



ip

3



ide

4



ose



## Join the Beat

What do you do after school?

I play the violin.

How about you, Lili?

She goes to the library.

She likes reading.


Yes, I like reading books.

Look at me! I ride my bike.

No! Not in the street!

Oh, look at my bike!

Don't do that again.





# Have Fun

What do you do after school?



 我的活动表现

# 6 Can You Play Soccer?



## Listen and Speak

Robo : **What's that?**

Jess : **It's a soccer ball.**

Robo : **What are they?**

Ken : **They're soccer shoes.  
Can you play soccer?**

Robo : **Sure, I can.**



Ken : **Hi, Jimmy.**  
**How are you today?**

Jimmy : **I'm better.**

Ken : **Can you play soccer with us?**

Jimmy : **Yes, I can.**



Ken : **One, two, three, four, five, six, seven, eight, nine, ten, eleven. OK.**

Jimmy : **Kick the ball.**

Ken : **Wow, great!**  
**The score is four to three.**







## Word Fun



## Talk Together



A: What's that?

B: It's a baseball.

A: What are they?

B: They're gloves.



A: Can you play baseball?

B: Yes, I can. / No, I can't.



## Read and Act

1

Can you play baseball?



Yes, I can.

2

Can you hit the ball?



Sure.

3

Hit the ball.



Wow, great!

4

The score is four to three.



## Sing Along

### Can You Play Soccer?

Can you play soccer? Can you pass the ball?

Can you kick the ball? Let's play together.

Yes, yes, yes, I can. Yes, yes, yes, I can.

I can play soccer. Let's play together.



# Check Up

A. Listen and check T (True) or F (False).



1. T F

2. T F

3. T F

4. T F

5. T F

B. Listen and number the pictures.



C. Write the correct sentence under each picture.

1



\_\_\_\_\_

2



\_\_\_\_\_

3




\_\_\_\_\_

4



\_\_\_\_\_

5



\_\_\_\_\_

6



\_\_\_\_\_


He can sing.  
He can't ride a bike.  
He can't play soccer.

She can't fly.  
He can play baseball.  
She can skate.



# Sounds and Letters

## A. Listen and read aloud.



four



violin

## B. Listen and write the missing letter.

1



lower

2



ase

3



ish

4



est



# Join the Beat

What's that?

It's a soccer ball.

What are they?

They're soccer shoes.

Can you play soccer?


Sure, I can.

How are you today?

I'm better.

Can you play with us?

Yes, I can.






# Have Fun

## Can you do this?

Can you play baseball?  
Yes, I can. / No, I can't.



我的活动表现


# 7 Let's Go Swimming




## Listen and Speak

Lili : Hello. Is Kate there?  
This is Lili.

Kate : Hi, Lili. This is Kate.

Lili : Let's go swimming this afternoon.

Kate : Great!



Lili : I want to go down the slide.  
Kate : First, let's do warm-up exercises.  
Lift your arms.  
Bend your knees.  
Touch your toes.  
Now, let's jump into the water.



英文

Jess : Brr... it's cold.  
I don't like swimming.

Lili : Come on, Jess.  
It's great!

Robo : Look at Jimmy!

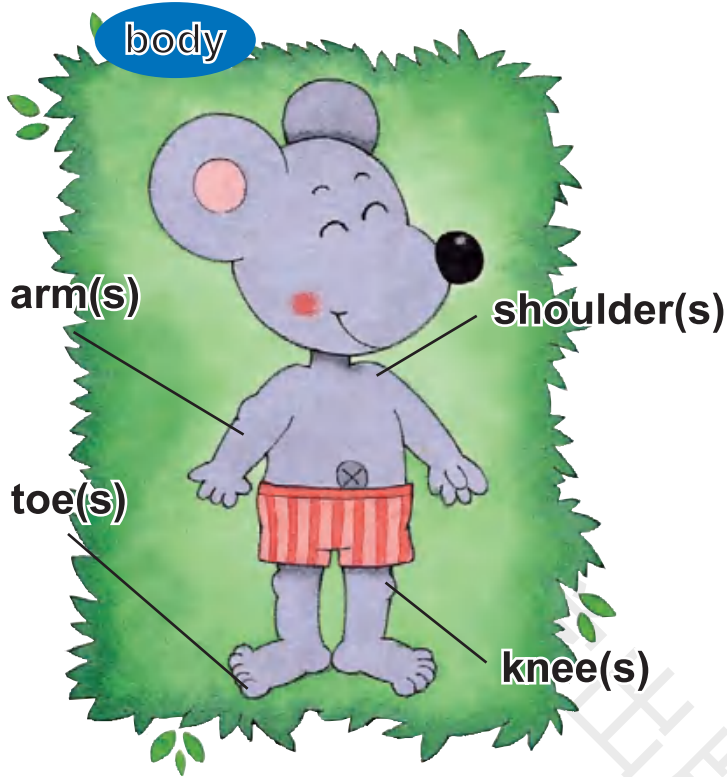
Jimmy : Here I come!







## Word Fun



Lift your arms.



Touch your toes.



Bend your knees.



## Talk Together



A: Hello. Is Kate there? This is Lili.

B: Hi, Lili. This is Kate.

A: Let's go to the library this afternoon.

B: Great!



## Read and Act

1

Hello! Is Rabbit there?  
This is Alice.



2

Hi, Alice. This is Rabbit.



3

Let's go swimming  
this afternoon.



Great!

4

Let's do warm-up exercises.



Now, let's jump into  
the water.



# Check Up

A. Listen and check the correct picture.

1



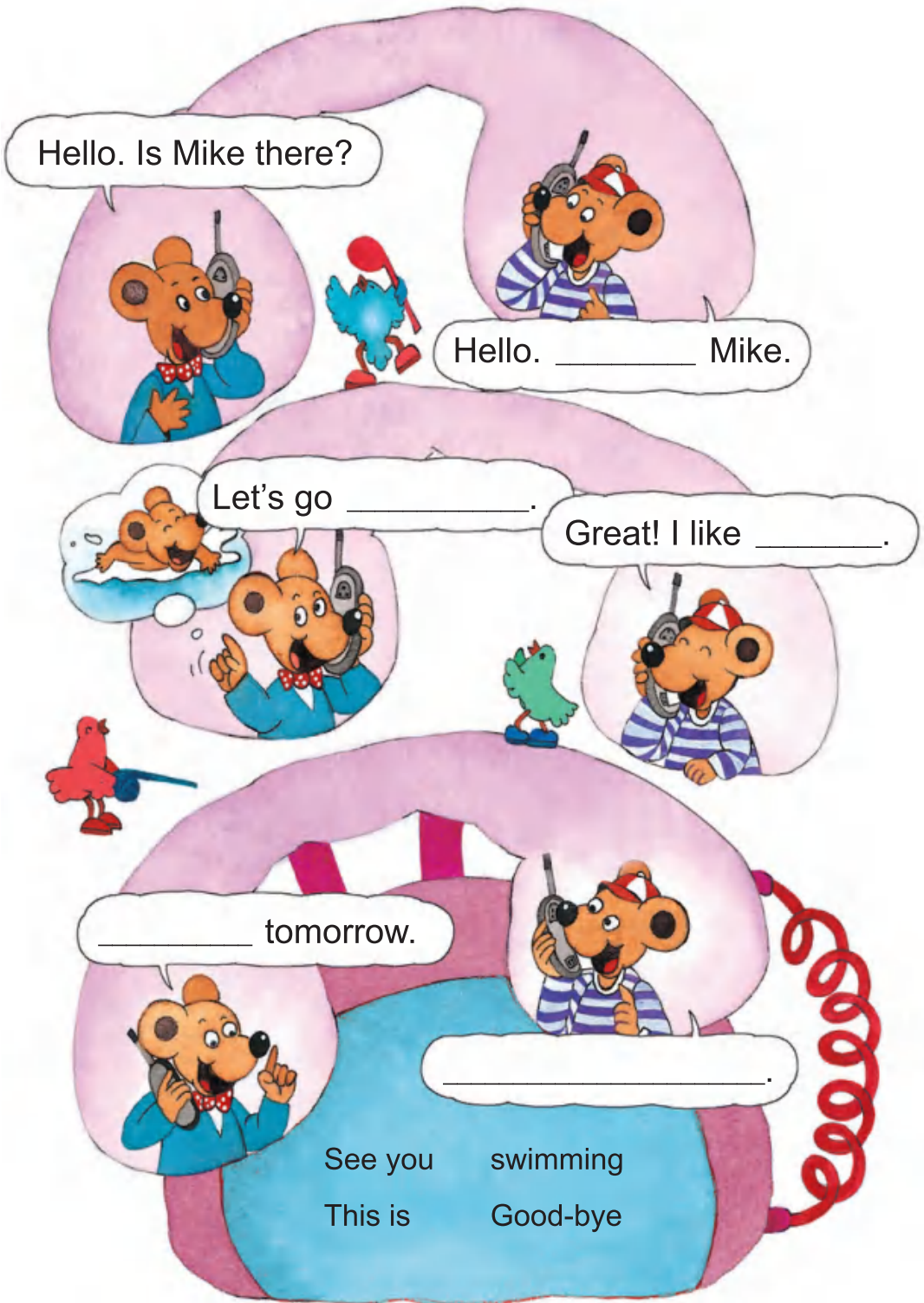
2



B. Listen and number the pictures.




C. Read and write.





# Sounds and Letters

## A. Listen and read aloud.



jump



zoo

## B. Listen and write the missing letter.

1



am

2



ero

3



et

4



ebra



# Join the Beat

Hello. Is Kate there?

Hello. This is Kate.

This is Ken.

Let's go swimming this afternoon.

Great!

I want to go down the slide.

First, let's do warm-up exercises.

All right.

Now, let's jump into the water.






# Have Fun

## Hello. This is Lingling.

Let's...

go swimming  
play soccer

go to the library  
ride a bike



我的活动表现

★ ★ ★	★ ★	★

# 8 Let's Make Some Pancakes



## Listen and Speak

Robo : **Let's make some pancakes. It's easy.**

Ken : **What do we need?**

Robo : **We need some flour, two eggs, and oil.**




Robo : **Do you have any salt?**

Betty : **Yes, I do. Here you are.**

Robo : **Now, cook the pancakes.**

Betty : **Be careful, Ken!  
The pan is very hot.**




Mom : **What are you doing?**

Ken : **We're making some pancakes.  
Try some.**

Mom : **Umm... it's good.  
You're good cooks.**


Ken & Betty : **Thank you.**







## Word Fun



pan

flour

oil

salt



## Talk Together

1



A: What do we need?

B: We need some flour, two eggs, and salt.

2



A: What are you doing?

B: We are making pancakes.



## Read and Act

1

Let's make some pancakes.  
It's easy.



2

Do you have any flour?



Yes, I do. Here you are.

3

What are you doing?



We're making some  
pancakes. Try some.

4

It's good.  
You're good cooks.



Thank you.



## Sing Along

### Let's Make Some Pancakes

Oh, let's make some pancakes, E-I-E-I-O!  
Oh, let's make some pancakes, E-I-E-I-O!  
We need some flour, two eggs, oil, and salt.  
Oh, let's make some pancakes, E-I-E-I-O!



# Check Up

A. Listen and check the correct picture.


1



2



B. Listen and number the pictures.



C. Find, match, and complete the sentences.

y s b i s j a m q a  
p a n c a k e s i r  
a l e **f l o u r** e m  
g t i b o i l e r s  
e d k c f h t g o u  
a l t m p a n g a r  
r u v x y s u s i t

flour

oil

salt

We're making some p\_\_\_\_\_.

We need some f\_\_\_\_\_, s\_\_\_\_\_, and a p\_\_\_\_\_.

We need some o\_\_\_\_\_ and two e\_\_\_\_\_, too.




## Sounds and Letters

### A. Listen and read aloud.



good



kid

### B. Listen and write the missing letter.

1



irl

2



ing

3



ey

4



old



## Join the Beat

Let's make some pancakes.

What do we need?

We need some flour, two eggs, and oil.

What are you doing?


We're making some pancakes.

Try some.

It's good.

You're good cooks.

Thank you.







# Have Fun

What am I doing?



 我的活动表现



## Listen and Speak

Lili: What are you doing?

Ken: I'm drawing an elephant.

Lili: That's great! Let me try.

Ken: First, draw a square.

Then draw two circles for the eyes.



Ken : Now, draw a small triangle  
for the nose.  
OK. That's the face!  
Next, draw seven triangles  
and two squares.  
That's it! A lion!



英  
育  
科  
学  
五  
年  
级



Lili : Do you like drawing?

Ken : Yes, I do.

What do you like?


Lili : Well... I like cooking.

Jimmy : Oh, I like eating!





## Word Fun



## Talk Together

1



A: Draw two circles for the eyes.

B: OK.

2



A: What do you like?

B: I like drawing.



## Read and Act

1

What's wrong?



I can't find my bird.


2



Don't cry. I can help you.

3

Draw a circle for the eye.  
Then, draw a triangle  
for the mouth.



Oh, it's a cute bird.

4

Fly, Bird.





Thank you.



# Check Up

A. Listen and check the correct picture.

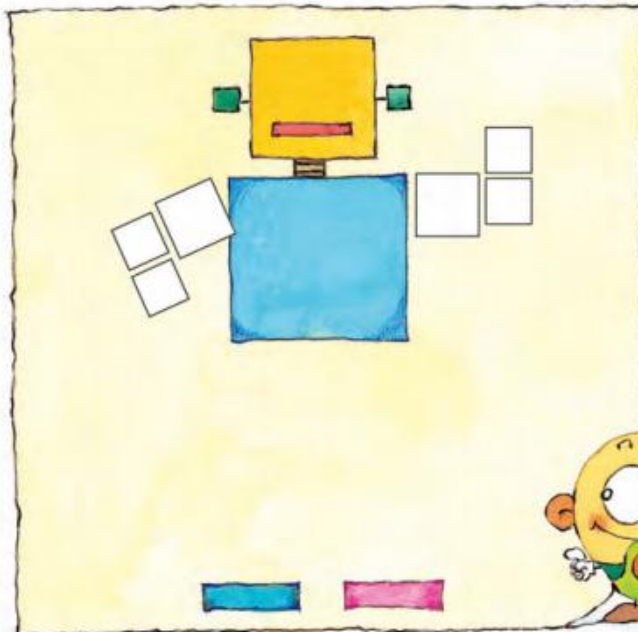
1



2



B. Listen and draw a robot. Then color it.



C. What's wrong? Write the correct sentence.

1



I have two arms and four legs.



\_\_\_\_\_

2



I don't like reading.



\_\_\_\_\_

3



We are making sandwiches.



\_\_\_\_\_

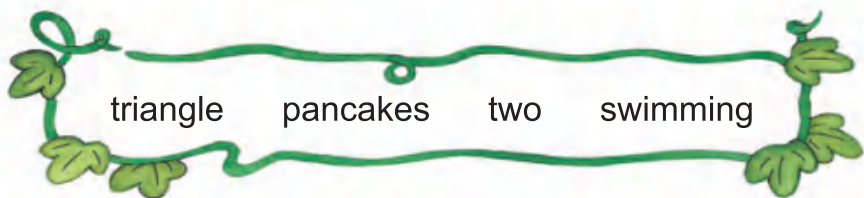
4



Draw a circle for the nose.



\_\_\_\_\_





# Sounds and Letters

A. Listen and read aloud.



cook



seven

B. Listen and write the missing letter.

1



un

2



amera

3



andwich

4



andy



# Join the Beat

First, draw a square.

Next, draw two circles.

Now, draw small triangles.

Good! That's a lion!

Do you like drawing?

Yes, I do.

What do you like?


I like cooking.





# Have Fun

Let's draw.



 我的活动表现

# 学习要点

单元	题目	话题	功能	语言表达
1	<b>What's for Breakfast?</b>	饮食	<ul style="list-style-type: none"> <li>• 谈论饮食</li> <li>• 礼貌地提出请求</li> </ul>	<ul style="list-style-type: none"> <li>• - What's for breakfast?</li> <li>- Bread, eggs, and oranges.</li> <li>• - Pass me the jam, please.</li> <li>- OK, here you are.</li> </ul>
2	<b>How Do You Do?</b>	人际交往	<ul style="list-style-type: none"> <li>• 询问陌生人的信息</li> <li>• 问候初次见面的人</li> </ul>	<ul style="list-style-type: none"> <li>• - Who's that?</li> <li>- That's Mrs. Smith. She's a teacher.</li> <li>• - How do you do?</li> <li>- How do you do?</li> </ul>
3	<b>Whose Bag Is This?</b>	询问物品	<ul style="list-style-type: none"> <li>• 问答物品的所有者</li> <li>• 问答所发生的麻烦</li> </ul>	<ul style="list-style-type: none"> <li>• - Whose bag is this?</li> <li>- It's Ken's bag.</li> <li>• - What's wrong?</li> <li>- I can't find my bag.</li> </ul>
4	<b>I Like Music</b>	学校课程	<ul style="list-style-type: none"> <li>• 谈论学校课程安排</li> <li>• 问答关于对学校课程的喜好</li> </ul>	<ul style="list-style-type: none"> <li>• - What's the first class?</li> <li>- Math.</li> <li>• - Do you like music?</li> <li>- Yes, I do. / No, I don't.</li> </ul>
5	<b>I Ride My Bike</b>	课外活动	<ul style="list-style-type: none"> <li>• 有关课外生活的问答</li> <li>• 谈论他人的兴趣爱好</li> </ul>	<ul style="list-style-type: none"> <li>• - What do you do after school?</li> <li>- I play the violin.</li> <li>• She goes to the library. She likes reading.</li> </ul>
6	<b>Can You Play Soccer?</b>	体育活动	<ul style="list-style-type: none"> <li>• 询问单数和复数物品</li> <li>• 问答能做的事情</li> </ul>	<ul style="list-style-type: none"> <li>• - What's that?</li> <li>- It's a soccer ball.</li> <li>- What are they?</li> <li>- They are soccer shoes.</li> <li>• - Can you play soccer?</li> <li>- Yes, I can. / No, I can't.</li> </ul>
7	<b>Let's Go Swimming</b>	打电话	<ul style="list-style-type: none"> <li>• 打电话的用语</li> <li>• 提出邀请</li> </ul>	<ul style="list-style-type: none"> <li>• - Hello. Is Kate there?</li> <li>- This is Lili.</li> <li>- Hi, Lili. This is Kate.</li> <li>• - Let's go swimming this afternoon.</li> <li>- Great!</li> </ul>
8	<b>Let's Make Some Pancakes</b>	做食品	<ul style="list-style-type: none"> <li>• 问答所需物品</li> <li>• 问答正在做的事情</li> </ul>	<ul style="list-style-type: none"> <li>• - What do we need?</li> <li>- We need some flour, two eggs, and salt.</li> <li>• - What are you doing?</li> <li>- We are making some pancakes.</li> </ul>
9	<b>Do You Like Drawing?</b>	艺术生活	<ul style="list-style-type: none"> <li>• 描述形状</li> <li>• 问答喜好</li> </ul>	<ul style="list-style-type: none"> <li>• Draw two circles for the eyes.</li> <li>• - What do you like?</li> <li>- I like drawing.</li> </ul>

## 各单元单词和习惯用语

### Unit 1

<b>breakfast</b> 早餐	4
<b>egg</b> 鸡蛋	5
<b>try</b> 尝试	5
<b>umm</b> 嗯(表示迟疑)	5
<b>pass</b> 传递	5
<b>jam</b> 果酱	5
<b>salad</b> 沙拉	6
<b>lunch</b> 午餐	6

### Unit 2

<b>Mrs.</b> 女士, 夫人	12
<b>teacher</b> 教师	12
<b>student</b> 学生	12
<b>Mr.</b> 先生	13
<b>quiet</b> 安静	13
<b>beside</b> 在……旁边	13
<b>doctor</b> 医生	14
<b>nurse</b> 护士	14

### Unit 3

<b>whose</b> 谁的	20
<b>know</b> 知道	20
<b>his</b> 他的	20
<b>What's wrong?</b> 怎么了?	21

<b>find</b> 发现, 找到	21
<b>her</b> 她的	22
<b>bike</b> 自行车	22
<b>ax</b> 斧头	23

### Unit 4

<b>music</b> 音乐	28
<b>on time</b> 按时; 准时	28
<b>from now on</b> 从此以后	28
<b>class</b> 课; 班级	28
<b>math</b> 数学	28
<b>third</b> 第三	29
<b>why</b> 为什么	29
<b>Why not?</b> 为什么不呢?	29
<b>sing</b> 唱	29
<b>stop</b> 停止	29
<b>tomorrow</b> 明天	29
<b>so long</b> 再见	29
<b>English</b> 英语; 英国人; 英国的	30
<b>Chinese</b> 汉语; 中国人; 中国的	30
<b>science</b> 科学	30
<b>second</b> 第二	31
<b>school</b> 学校	33

### Unit 5

<b>ride</b> 骑	36
---------------	----



<b>after</b> 在……之后	36
after school 放学后	36
<b>play</b> 演奏; 玩	36
<b>library</b> 图书馆	36
<b>every</b> 每一(个)	37
every day 每一天	37
<b>street</b> 街道	37
ow 哎哟(表示疼痛)	37
<b>leg</b> 腿	37
hurt 使受伤	37
<b>again</b> 又, 再	37
piano 钢琴	38

## Unit 6

soccer 足球	44
better 更好的	45
<b>with</b> 和……在一起	45
<b>us</b> 我们	45
kick 踢	45
score 比分	45
<b>fly</b> 飞	46
skate 滑冰	46
baseball 棒球运动; 棒球	46
glove 手套; 棒球手套	46
hit 打; 打击	47
<b>speak</b> 说	51

## Unit 7

slide 滑梯	53
warm-up 热身的	53
<b>exercise</b> 运动	53
lift 抬, 举	53

<b>arm</b> 手臂	53
bend 弯曲	53
knee 膝盖	53
toe 脚趾	53
into 到……里	53
<b>body</b> 身体	54
shoulder 肩膀	54

## Unit 8

<b>make</b> 制作	60
pancake 薄烤饼, 平锅饼	60
<b>easy</b> 简单的	60
need 需要	60
flour 面粉	60
oil 油, 食用油	60
<b>any</b> 一点, 一些	61
salt 盐	61
<b>cook</b> 烹调; 厨师	61
careful 小心的, 仔细的	61
be careful 小心点	61
pan 平底锅	61

## Unit 9

square 正方形	68
<b>then</b> 然后	68
circle 圆圈	68
triangle 三角形	69
<b>face</b> 脸	69
That's it. 就是这样; 完全正确。	69
<b>eat</b> 吃	69
<b>cry</b> 哭	71

# 词汇表

## A

<b>after</b> 在……之后	36
after school 放学后	36
<b>again</b> 又, 再	37
<b>any</b> 一点, 一些	61
<b>arm</b> 手臂	53
<b>ax</b> 斧头	23

## B

baseball 棒球运动; 棒球	46
be careful 小心点	61
bend 弯曲	53
<b>beside</b> 在……旁边	13
better 更好的	45
<b>bike</b> 自行车	22
<b>body</b> 身体	54
<b>breakfast</b> 早餐	4

## C

careful 小心的, 仔细的	61
<b>Chinese</b> 汉语; 中国人; 中国的	30
circle 圆圈	68
<b>class</b> 课; 班级	28
<b>cook</b> 烹调; 厨师	61
<b>cry</b> 哭	71

## D

<b>doctor</b> 医生	14
------------------	----

## E

<b>easy</b> 简单的	60
-----------------	----

<b>eat</b> 吃	69
<b>egg</b> 鸡蛋	5
<b>English</b> 英语; 英国人; 英国的	30
<b>every</b> 每一(个)	37
every day 每一天	37
<b>exercise</b> 运动	53

## F

<b>face</b> 脸	69
<b>find</b> 发现, 找到	21
flour 面粉	60
<b>fly</b> 飞	46
from now on 从此以后	28

## G

glove 手套; 棒球手套	46
----------------	----

## H

<b>her</b> 她的	22
<b>his</b> 他的	20
hit 打; 打击	47
hurt 使受伤	37

## I

into 到……里	53
-----------	----

## J

jam 果酱	5
--------	---

## K

kick 踢	45
knee 膝盖	53
know 知道	20

## L

leg 腿	37
library 图书馆	36
lift 抬, 举	53
lunch 午餐	6

## M

make 制作	60
math 数学	28
Mr. 先生	13
Mrs. 女士, 夫人	12
music 音乐	28

## N

need 需要	60
nurse 护士	14

## O

oil 油, 食用油	60
on time 按时; 准时	28
ow 哎呦 (表示疼痛)	37

## P

pan 平底锅	61
pancake 薄烤饼, 平锅饼	60
pass 传递	5
piano 钢琴	38
play 演奏; 玩	36

## Q

quiet 安静	13
----------	----

## R

ride 骑	36
--------	----

## S

salad 沙拉	6
salt 盐	61
school 学校	33
science 科学	30
score 比分	45
second 第二	31
shoulder 肩膀	54
sing 唱	29
skate 滑冰	46
slide 滑梯	53
so long 再见	29
soccer 足球	44
speak 说	51
square 正方形	68
stop 停止	29
street 街道	37
student 学生	12

## T

teacher 教师	12
That's it. 就是这样; 完全正确。...	69
then 然后	68
third 第三	29
toe 脚趾	53
tomorrow 明天	29
triangle 三角形	69
try 尝试	5

## U

umm 嗯 (表示迟疑)	5
us 我们	45

## W

warm-up 热身的	53
What's wrong? 怎么了?	21
whose 谁的	20
why 为什么	29
Why not? 为什么不呢?	29
with 和……在一起	45

出版人 所广一  
责任编辑 白媛程 姗  
封面设计 石头猫动画  
责任校对 贾静芳  
责任印制 叶小峰

### 图书在版编目(CIP)数据

英语. 四年级. 上册/EEC学院编. —北京: 教育  
科学出版社, 2013. 7 (2021. 6重印)  
义务教育教科书: 三年级起点  
ISBN 978-7-5041-7637-0

I. ①英… II. ①E… III. ①英语课—小学—教材  
IV. ①G624. 311

中国版本图书馆CIP数据核字(2013)第106075号

义务教育教科书  
英语 (三年级起点) 四年级 上册  
YINGYU

---

出版发行 **教育科学出版社**  
社 址 北京·朝阳区安慧北里安园甲9号  
邮 编 100101  
传 真 010-64891796

市场部电话 010-64989009  
编辑部电话 010-64989524, 64981209  
网 址 <http://www.esph.com.cn>  
电子邮箱 [eec@esph.com.cn](mailto:eec@esph.com.cn)

经 销 各地新华书店  
印 刷 保定市中华美凯印刷有限公司  
开 本 787毫米×1092毫米 1/16  
印 张 5.25

版 次 2013年7月第1版  
印 次 2021年6月第9次印刷  
印 数 1—29400册  
定 价 5.35元

---

冀价审〔2021〕116004 举报电话: 12315  
如有印装质量问题, 请到所购图书销售部门联系调换。