



义务教育教科书

英语

ENGLISH

二年级 下册

(一年级起点)



北京出版社



义务教育教科书



英语

ENGLISH

二年级 下册
(一年级起点)

北京教育科学研究院 编



Kate



Maomao



Yangyang



Baobao



Lingling



Guoquo



Miss Wang



Lala

北京出版社

前言

亲爱的同学们：

欢迎和我们一起进入英语世界！

英语在世界上使用广泛，在日常生活中我们也经常会用到。你了解这种语言吗？你想知道讲英语国家的人有什么样的生活习惯，过什么样的节日吗？学习英语，能让我们交到更多的朋友，学到更多的知识，得到更多的快乐！让我们和书里的小伙伴们一起说、一起玩、一起唱，一起走进这个奇妙的英语世界吧！

本册教材适用于小学二年级下学期，主要板块与栏目说明如下：



Listen and say 听听书里的小伙伴是如何用英语对话的，然后自己试一试。

Let's act 和小伙伴演一演，试着替换单词说一说。

Let's say 读一读英语歌谣，体会一下歌谣的韵律和节奏。



Listen and number 听一听，找一找，看看自己能听懂多少新单词。

Match and say 读一读，连一连，看看自己能认读多少新单词。

Talk and act 说一说，演一演，和小伙伴一起用一用学过的语言。

Look and read 听一听，读一读，重点体会一下字母在单词中的发音。

Let's play 说一说，玩一玩，和小伙伴一起做游戏。

Trace and match 说一说，连一连，学习抄写新单词。

Let's do 做一做，说一说，和小伙伴一起分享英语学习的快乐吧！

希望你们喜欢这套教材，爱上英语学习！



UNIT ONE WHAT TIME IS IT?



Lesson 1	2
Lesson 2	4
Lesson 3	6
Lesson 4	8

UNIT TWO WHAT'S FOR BREAKFAST?



Lesson 5	12
Lesson 6	14
Lesson 7	16
Lesson 8	18

UNIT THREE WELCOME TO MY HOUSE



Lesson 9	22
Lesson 10	24
Lesson 11	26
Lesson 12	28

UNIT FOUR WHERE IS MY SHIRT?



Lesson 13	32
Lesson 14	34
Lesson 15	36
Lesson 16	38

UNIT FIVE

HOW DO YOU GO TO SCHOOL?



Lesson 17 42

Lesson 18 44

Lesson 19 46

Lesson 20 48

UNIT SIX

WHICH SEASON DO YOU LIKE?



Lesson 21 52

Lesson 22 54

Lesson 23 56

Lesson 24 58

ENGLISH SONGS 62

WORD LIST (1) 68

WORD LIST (2) 70



UNIT ONE

WHAT TIME IS IT?

Lesson 1



Listen and say



Let's act



What time is it?



It's **seven o'clock**.



seven o'clock



eight o'clock



two o'clock



three o'clock



four o'clock




eleven o'clock



Let's say

Tick, tock, tick, tock,
Merrily sings the clock.
Tick, tock, tick, tock,
Merrily sings the clock.



Lesson 2

Listen and say



Let's act



When do you **go home**?



At **five thirty**.

go home



five thirty

get up



six thirty

go to school



seven thirty

go to bed



nine thirty




Let's say

Twelve good hours in every day,
Time for work and time for play.
Twenty-four hours for day and night,
Some for darkness and some for light.



Lesson 3

Listen and say



Let's act



What time is it?

It's **nine twenty**. It's time to **go to bed**.



nine twenty /
go to bed



five fifty /
watch the cartoons



one forty / **go to the
drawing lessons**



Let's say

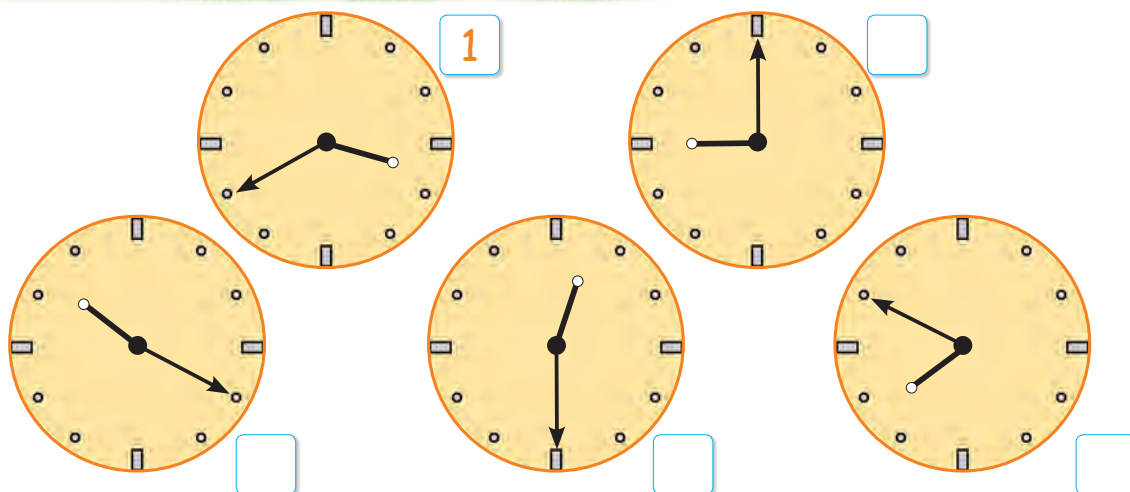
I have a round face but no eyes.
I have two hands but no legs.
I have no mouth but I can tell.
It's the time that I can tell.



Lesson 4



Listen and number



Match and say



DEPARTURES

TIME DESTINATION FLIGHT

7 : 00	SHANGHAI	MU5138
7 : 10	XI'AN	CA1203
8 : 20	CHENGDU	3U8896
9 : 30	GUANGZHOU	CZ3108
10 : 40	XIAMEN	MF8118
12 : 50	CHANGSHA	CZ3146



Talk and act





Look and read



a

bad bag cat jam van
apple flag glad panda happy hand

A fat cat is sitting on a black mat.



Let's play



Make your own clock.



What time is it?



It's ...



Trace and match



twenty

thirty

fifty

30


50

20

Let's do



Ask your classmates when



	Nini			
When do you get up?	7:00			
When do you go to school?				
When do you go home?				
When do you ... ?				

UNIT TWO

WHAT'S FOR BREAKFAST?

Lesson 5



Listen and say


What time is it, Dad?



It's six thirty. It's time for breakfast.

What's for breakfast, Mum?

Some milk, bread, and an egg for me, please.



We have bread, milk, eggs, and fruits.

Let's act



What's for breakfast?




We have **bread**, **milk**, **eggs**, and **fruits**.



Let's say

Bread and butter,
Spice and sugar,
Which is better?



Lesson 6

Listen and say

Can I have fish and rice, please?

Meat and noodles for me, please.

Yes. Here you are.

Sure.



Let's sit down.

Yangyang, what do you have for lunch?

I have a hamburger and ice cream.



Let's act



Can I have **fish and rice**, please?



Yes. Here you are.

fish and rice

fried rice

**a mantou and
a fried egg**

rice noodles


Let's say

My little nose smells yummy, yummy food,
My little nose smells nice, nice food.
My little mouth tastes yummy, yummy food,
My little mouth tastes nice, nice food.



Lesson 7

Listen and say



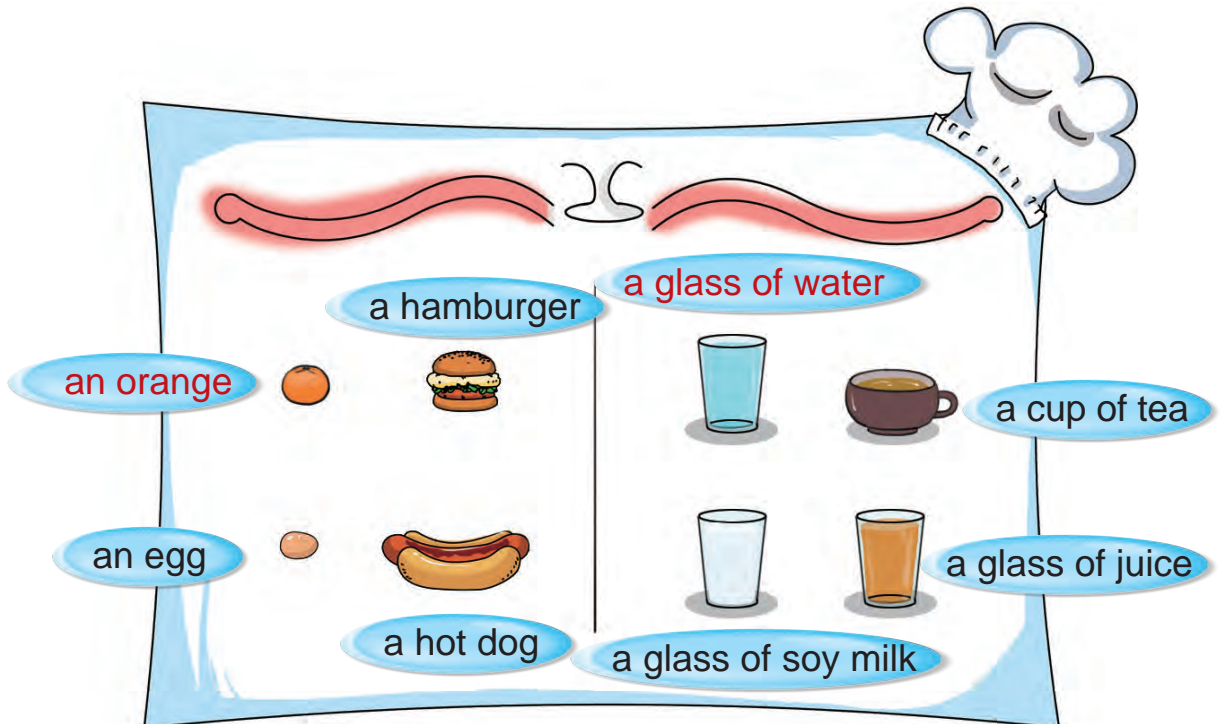
Let's act



I'm **hungry** / **thirsty**.



Have **an orange** / **a glass of water**.



Let's say

I scream,
You scream,
We all scream
For ice cream.



Lesson 8



Listen and choose







1



2



3



4



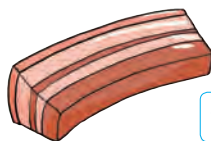
5



6



7



8



Match and say



bread

milk

ice cream

vegetables



noodles

tea

eggs

fruits

Talk and act






Look and read



i

fish dish big gift
river king six film it sing



The big fish i in my dish,
Is my yummy, yummy dish.

Let's play



Draw three kinds
of food.

Draw three kinds
of fruits.

Draw three kinds
of drinks.



Trace and match



fish

rice

vegetables



Let's do



What's for ... ?

We have ...



UNIT THREE

WELCOME TO MY HOUSE

Lesson 9

Listen and say



Let's act



Would you like to **come to my room**?



Yes, **we'd** love to.



Let's say

Go to bed, Kate.
Take a rest, Kate.
Sleepy or not,
Go to bed, Kate.



Lesson 10

Listen and say




Let's act



Would you like to use **the glass**?



No, thank you.



Let's say

Apple juice, orange juice,
 Drink them with your food.
 Orange juice, apple juice,
 They are good for Ruth!



Lesson 11

Listen and say



Let's act



Can I use **the bathroom**, please?



Sure. / Sorry you can't.

the bathroom



Let's say



Get up, Kate.
Wake up, Kate.
Awake or not,
Get up, Kate.

Lesson 12



Listen and number



Match and say




a phone


a book

a chair

a bed



Talk and act





Look and read



e

bed pen red pet get neck leg

desk vest jello yellow egg elephant

ea

head bread

Pet, pet, get off the bed.

Pet, pet, get the pen.



Let's play



The bed is in the bedroom.




Trace and match



bed

chair

table



Let's do



Would you like to look at my room? I have a small bed. ...




This is my bedroom. I have ...

UNIT FOUR

WHERE IS MY SHIRT?

Lesson 13

Listen and say



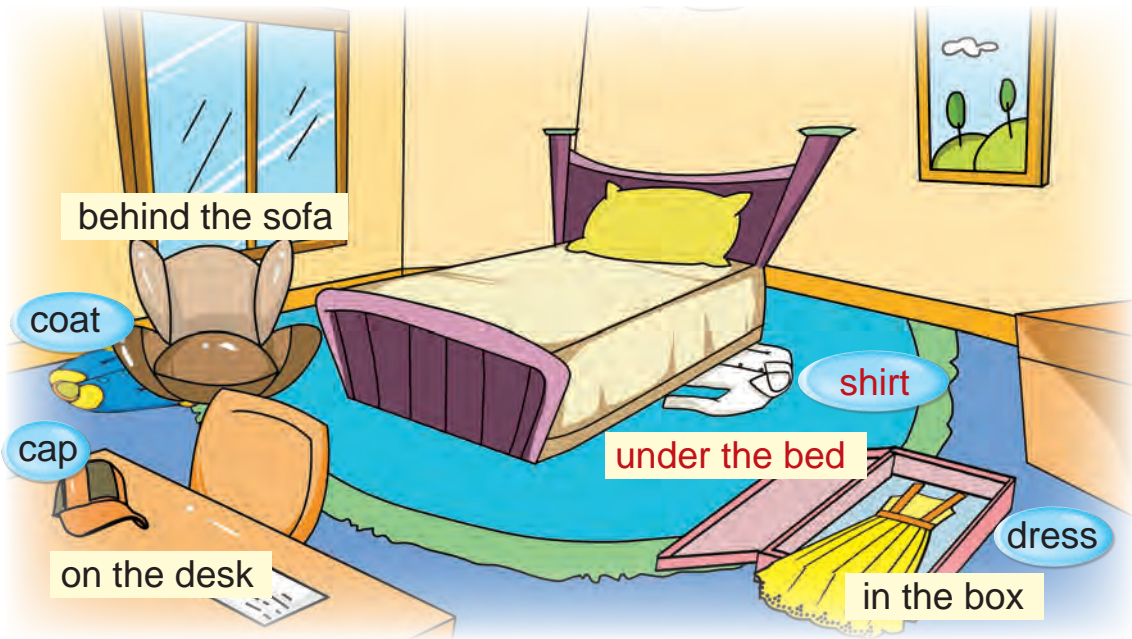
Let's act



Where is my **shirt**?



It's **under the bed**.




Let's say

Where are you going, little cat?
 I am going to town to buy a hat.
 What? A hat for a cat?
 A cat with a hat?



Lesson 14

Listen and say



Let's act




Is this your **jacket**?

Yes, it is. / No, it isn't.



Let's say

Your head is too round,
And your face is too flat
To wear a hat.



Lesson 15

Listen and say

Are these your shorts?



No, they are not.

Where are your shorts?

They are in my bag.

Are these your trousers?



No, they are not.

Where are your trousers?

I don't know. I can't find them.


Let's act



Are these your **trousers**?



Yes, they are. / No, they are not.



Let's say


John, John,
Went to bed
With his pants on,
One shoe off
And one shoe on!



Lesson 16



Listen and number



Match and say




○ shorts

○ shoes

○ trousers

○ a cap



○ a shirt

○ a coat

○ socks

Talk and act



Where is ... ?

It's ...

Is this ... ?

Yes, it is. / No, it isn't.

Are these ... ?

Yes, they are. / No, they are not.



Look and read



O

box dog ox fox long
clock mop top hot

The dog, the ox, and the fox, each is carrying a box.



Let's play



This is an eraser.
I'm going to hide it.

Where is the eraser?



It's behind the door.



Trace and match



shirt

shorts

coat



Let's do



1

It's in the



2

It's on the



Make your own riddle.

3

It's under the



Oh, it is an eraser!

4



UNIT FIVE

HOW DO YOU GO TO SCHOOL?

Lesson 17

Listen and say

How do you go to school every day, Amy?

On the school bus.
How about you?

I go to school by bus.

When do you go to work, Uncle?

At 7:30.

How do you go to work?

I go to work by car.

Let's act




How do you go to **school**?



I go to **school** by bus.



by bus



school




by bike



the cinema



on foot



the zoo



Let's say

Train, plane, and ship,
Which will you take?
Ship, plane, and train,
I will take the plane.



Lesson 18

Listen and say



Let's act



How does **your dad** go to work?



He goes to work by car.


by car



by taxi



by subway



go to work

your dad

go to see her aunt and uncle



Lingling

Let's say

I hope I can fly,
I hope I can touch the sky.
Spread my wings and fly high,
I hope I can fly.



Lesson 19

Listen and say

How do you go to the farm on Saturday?

We go to the farm by subway.

Does your grandpa go with you?

Yes, he does.

Does your uncle come to see you on Sunday?

Yes, he does.

Does he come by taxi?

No, he doesn't.

Let's act



Does he **come by taxi**?



Yes, he does. / No, he doesn't.

come




go to the park



go to the hospital



by taxi



by subway



by bus



Let's say

Little boy, little boy,
Do you want to go for a ride?
Little bike, little bike,
I'd like to go for a ride.




Lesson 20



Listen and number



1



1



2



3





4



5

Match and say



Talk and act



How do you go to school?

I go to school ...



How does your mum go to work?

She goes to work ...





Look and read



U

hut nut cup duck lucky bus lunch

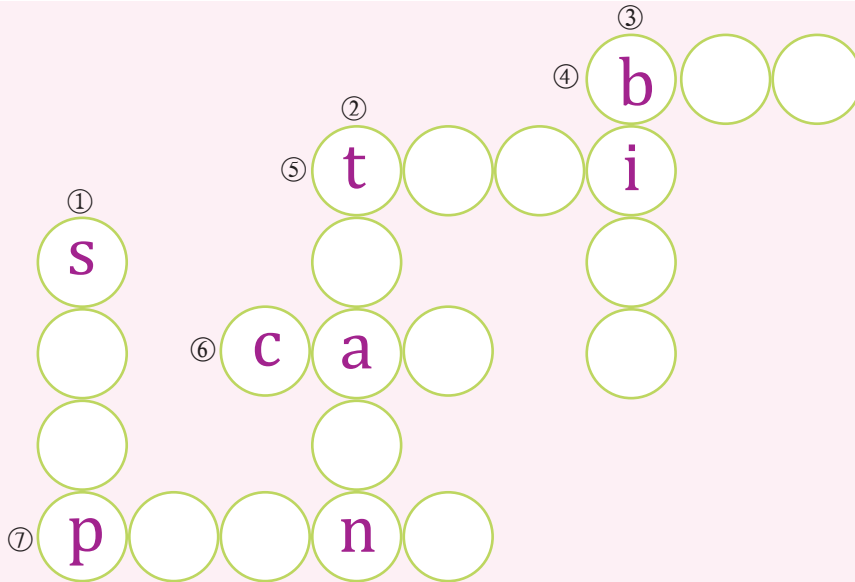
A lucky duck finds a hut.
In that hut there is a cup.
In the cup he sees a nut.



Let's play



Who is the first to solve the puzzle?



① _____

② _____

③ _____

④ _____

⑤ _____

⑥ _____

⑦ _____

Trace and match



car


bus

bike

taxi



Let's do



How do you come to school?




How many come to school by bus?

UNIT SIX

WHICH SEASON DO YOU LIKE?

Lesson 21


Listen and say



How many seasons are there in a year?

There are four.

They are spring, summer, autumn, and winter.



I like summer. The sky is blue. The grass and leaves are green.

I like winter. I like the white snow.

Let's act




How many **seasons** are there in **a year**?



There are **four**.



seasons / a year / **four**



days / a week / **seven**



hours / a day / **24**

Let's say

Summer is hot,
We have no school.
Autumn is cool,
We go back to school.



Lesson 22

Listen and say

Do you like spring, Lingling?

Yes, I do. I like the colourful flowers. How about you?

I like autumn. It's cool in autumn.

No, I don't like winter. It's cold in winter.

Do you like winter?

But I like winter. I can make a snowman.

Let's act



Do you like **winter**?



Yes, I do. / No, I don't like **winter**.



spring



summer



autumn



winter



Let's say

Spring, spring,
Let us sing.
We are all happy
To sing for spring.



Lesson 23

Listen and say

Which season do you like?

I like spring.
I can fly a kite.

I like summer. I go
swimming in summer.

Which season
do you like?

I like autumn. We
can pick apples.

I like winter. We
go ice-skating.

Let's act



Which season do you like?

I like **spring**. I can **fly a kite**.



Let's say



Spring is bright
With flower and song.
Summer is hot
And the days are long.
Autumn is rich
With fruits and grain.
Winter brings snow
And a new year again.



Lesson 24



Listen and number



1

Match and say

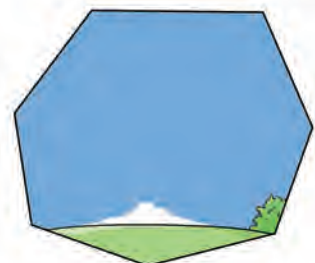




colourful flowers

white snow

the blue sky

green grass



Talk and act





Look and read



ar

car park star arm card party

He has a **card** for the **party** in the **park**.
There are many **cars** in the **car** park.



Let's play



19 11 25



2 12 21 5

3 15 12 4

19 14 15 23

3 15 15 12

What's this?

3 says "C", 15 says "O",
12 says "L". It is "COOL".



Trace and match



green

white

spring


snow



Let's do



I like winter. The snow is white. ...



THE CLOCK



Hark to the sound of the old wood - en clock:
It tells the time for each minute and hour:







Tick! Tock! Tick! Tock! Cuck - oo! Cuck - oo! Cuck -
Tick! Tock! Tick! Tock! Cuck - oo! Cuck - oo! Cuck -







oo! Cuck - oo! Bong! Bong! Bong! Bong!
oo! Cuck - oo! Bong! Bong! Bong! Bong!







COME AND SEE MY FAMILY



FOOD



DO YOU WANT TO GO FOR A RIDE?






WHEN A CHILD IS BORN



A ray of hope flick - ers in the
sky. A ti - ny star lights up way up
high, all a-cross the land dawns a brand new
morn. This comes to pass when a child is born.



THE SPRING-ROUND



WORD LIST (1)

Lesson 1

time	时间
* o'clock	……点钟
nice	令人愉快的, 令人高兴的

Lesson 2

when	什么时候
thirty	三十
home	回家; 在家; 家
five	五

Lesson 3

fifty	五十
nine	九
twenty	二十
sleep	睡觉
good	好的
one	一

Lesson 5

dad	爸爸
for	供……使用; 为……所需
bread	面包
milk	牛奶
egg	鸡蛋
an	一, 一个 (用于元音 读音开头的词之前)

Lesson 6

fish	鱼
------	---

rice	米饭
noodle	面条
down	向下
ice cream	冰淇淋

Lesson 7

back	回来
hungry	饥饿的
hello	喂, 你好 (回答电话 或表示问候)
dear	亲爱的
orange	橙子
vegetable	蔬菜
evening	晚上; 傍晚

Lesson 9

room	房间
love	喜爱
bed	床
big	大的
chair	椅子
sit	坐

Lesson 10

kitchen	厨房
* fridge	电冰箱
table	桌子

Lesson 11

* bathroom	卫生间
want	想要; 要
call	打电话

mum 妈妈
* phone 电话

Lesson 13

where 在哪里
shirt 衬衫
find 找到；发现
coat 上衣，外套
* sofa 沙发

Lesson 14

this 这，这个
* jacket 夹克衫
that 那，那个
schoolbag 书包

Lesson 15

shorts 短裤
not 不
bag 包
trousers 长裤

Lesson 17

how 怎样
bus 公共汽车
by 乘……去
car 小汽车

Lesson 18

work 工作
she 她（主格）

bike 自行车

Lesson 19

he 他（主格）
come 来；来临
taxi 出租车

Lesson 21

they 他们（主格）
* sky 天空
blue 蓝色的
green 绿色的
white 白色的
snow 雪

Lesson 22

cool 凉爽的
cold 冷的
make 做

Lesson 23

* which 哪个；哪些
spring 春天

注：不加*的单词为《义务教育英语课程标准（2011年版）》列出的二级词汇

WORD LIST (2)

A

an(5)

B

back(7) bag(15) bathroom(11)

bed(9) big(9) bike(18) blue(21)

bread(5) bus(17) by(17)

C

call(11) car(17) chair(9) coat(13)

cold(22) come(19) cool(22)

D

dad(5) dear(7) down(6)

E

egg(5) evening(7)

F

fifty(3) find(13) fish(6) five(2)

for(5) fridge(10)

G

good(3) green(21)

H

he(19) hello(7) home(2) how(17)

hungry(7)

I

ice cream(6)

J

jacket(14)

K

kitchen(10)

L

love(9)

M

make(22) milk(5) mum(11)

N

nice(1) nine(3) noodle(6) not(15)

O

o'clock(1) one(3) orange(7)

P

phone(11)

R

rice(6) room(9)

S

schoolbag(14) she(18) shirt(13)

shorts(15) sit(9) sky(21) sleep(3)

snow(21) sofa(13) spring(23)

T

table(10) taxi(19) that(14) they(21)

thirty(2) this(14) time(1)

trousers(15) twenty(3)

V

vegetable(7)

W

want(11) when(2) where(13)

which(23) white(21) work(18)



绿色印刷 保护环境 爱护健康

亲爱的同学：

你手中的这本教科书采用绿色印刷方式印刷，在它的封底印有“绿色印刷产品”标志。从2013年秋季学期起，北京地区出版并使用的义务教育阶段中小学教科书全部采用绿色印刷。

按照国家环境标准（HJ2503-2011）《环境标志产品技术要求 印刷 第一部分：平版印刷》，绿色印刷选用环保型纸张、油墨、胶水等原辅材料，生产过程注重节能减排，印刷产品符合人体健康要求。

让我们携起手来，支持绿色印刷，选择绿色印刷产品，共同关爱环境，一起健康成长！

北京市绿色印刷工程



绿色印刷产品

义务教育教科书 英语 二年级 下册
ISBN 978-7-200-11115-6 (课) 定价:4.85元
价格依据文件号:京发改规〔2016〕13号 举报电话:12358

