



义务教育教科书

# 英语

ENGLISH

一年级 下册

(一年级起点)



北京出版社



义务教育教科书

# 英语

## ENGLISH

一年级 下册

(一年级起点)

北京教育科学研究院 编



Kate



Maomao



Yangyang



Baobao



Lingling



Guoguo



Miss Wang



Lala

北京出版社



# 前言

亲爱的同学们：

欢迎和我们一起进入英语世界！

英语在世界上使用广泛，在日常生活中我们也经常会用到。你了解这种语言吗？你想知道讲英语国家的人有什么样的生活习惯，过什么样的节日吗？学习英语，能让我们交到更多的朋友，学到更多的知识，得到更多的快乐！让我们和书里的小伙伴们一起说、一起玩、一起唱，一起走进这个奇妙的英语世界吧！

本册教材适用于小学一年级下学期。每个单元包括以下板块：



**Listen and say** 听听书里的小伙伴是如何用英语对话的，然后自己试一试。

**Let's act** 试着和小伙伴演一演，用一用学过的语言。

**Listen, repeat, and trace** 听一听，说一说，自己按笔顺试着写一写。

**Let's say** 读一读英语歌谣，体会一下歌谣的韵律和节奏。



**Match and say** 找一找，连一连，看看自己能不能认识每个字母的大小写。

**Listen and number** 听一听，找一找，看看自己能听懂多少新单词。

**Point and say** 做一做，说一说，看看自己能说出多少新单词。

**Talk and act** 说一说，演一演，和小伙伴一起用一用学过的语言。

**Watch and act** 请熟悉一下课堂常用语吧！

**Let's sing** 大家一起学唱一首好听的英文歌曲吧！

希望你们喜欢这套教材，爱上英语学习！



## **UNIT ONE GLAD TO SEE YOU AGAIN**



<b>Lesson 1</b>	<b>2</b>
<b>Lesson 2</b>	<b>4</b>
<b>Lesson 3</b>	<b>6</b>
<b>Lesson 4</b>	<b>8</b>

## **UNIT TWO WHAT DO YOU DO?**



<b>Lesson 5</b>	<b>12</b>
<b>Lesson 6</b>	<b>14</b>
<b>Lesson 7</b>	<b>16</b>
<b>Lesson 8</b>	<b>18</b>

## **UNIT THREE WHAT COLOUR IS YOUR BAG?**



<b>Lesson 9</b>	<b>22</b>
<b>Lesson 10</b>	<b>24</b>
<b>Lesson 11</b>	<b>26</b>
<b>Lesson 12</b>	<b>28</b>

## **UNIT FOUR HOW MANY STARS CAN YOU SEE?**



<b>Lesson 13</b>	<b>32</b>
<b>Lesson 14</b>	<b>34</b>
<b>Lesson 15</b>	<b>36</b>
<b>Lesson 16</b>	<b>38</b>



## UNIT FIVE

## WHO'S HE?



Lesson 17

42

Lesson 18

44

Lesson 19

46

Lesson 20

48

## UNIT SIX

## I'M SORRY I'M LATE



Lesson 21

52

Lesson 22

54

Lesson 23

56

Lesson 24

58



# UNIT ONE

## GLAD TO SEE YOU AGAIN

### Lesson 1

#### Listen and say



#### Let's act

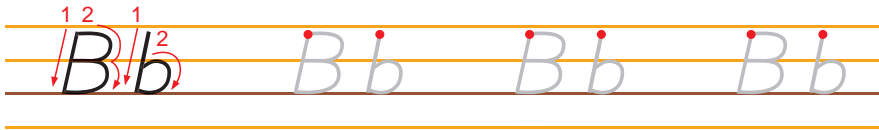
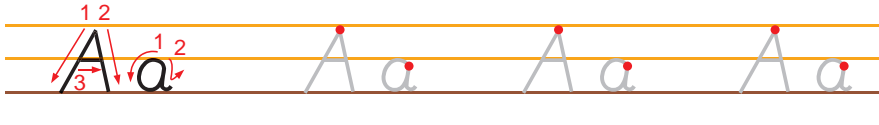


Glad to see you again, ... !




Glad to see you, too, ... !

Listen, repeat, and trace



Let's say

A for apple,  
 B for banana.  
 Red is the apple,  
 Yellow is the banana.





# Lesson 2

## Listen and say



## Let's act



This is our classroom.



Yes. I like it.

It's nice.



## Listen, repeat, and trace




## Let's say

C for cow,  
 D for duck.  
 Cows and ducks  
 Live on farms.



# Lesson 3

## Listen and say



## Let's act



I like the blackboard. It's big.


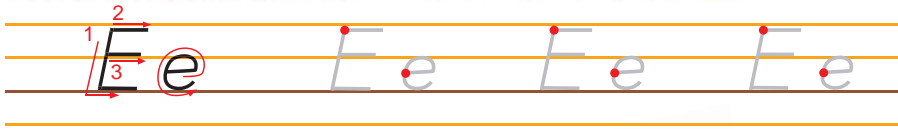


I like the eraser. It's cute.






## Listen, repeat, and trace




## Let's say

Eggs, eggs, eggs,  
The elephant is  
Picking up eggs.




# Lesson 4

Match and say




Listen and number





Point and say




Talk and act



Hi, ... ! Glad to see you again.

Hi, ... ! Glad to see you, too.



I like the cup. It's big.

I like the eraser. It's cute.





## Watch and act

Please turn to page 6.






Let's read the words.

*Good morning!*





# WE ARE FRIENDS



# UNIT TWO

## WHAT DO YOU DO?

### Lesson 5

#### Listen and say

• What do you do in the morning, Maomao?

•• I go to school.  
I like school.

•• Good boy!



• What do you do in the morning, Lala?

•• I go to the park. I like parks.

•• Bye-bye!



#### Let's act



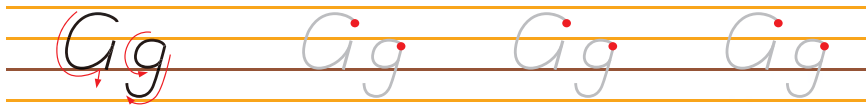
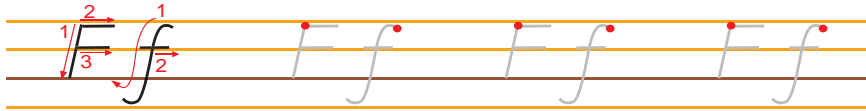
What do you do in the morning, ... ?

I go to school.






Listen, repeat, and trace



Let's say

F for fox,  
G for grapes.  
The fox says  
Sour grapes.



# Lesson 6

## Listen and say



## Let's act

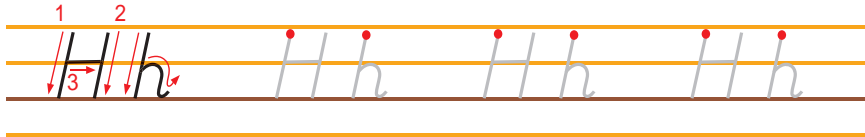


What do you do in the afternoon, ... ?

I have PE.



Listen, repeat, and trace



Let's say

H for head,  
H for hair.  
He has black hair.





# Lesson 7

## Listen and say

"I watch cartoons.



• What do you do in the evening, Birdie?



• What do you do in the evening?

"I play games.



## Let's act

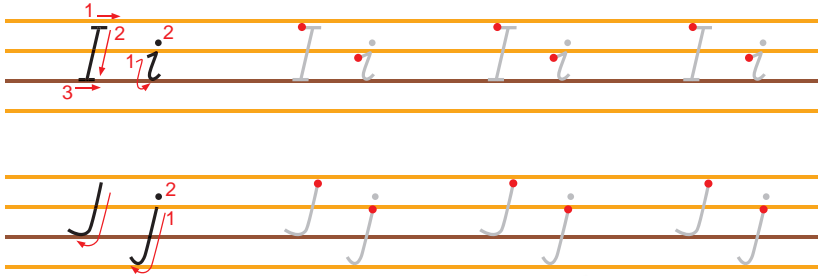


What do you do in the evening, ... ?

I watch cartoons.



Listen, repeat, and trace



Let's say

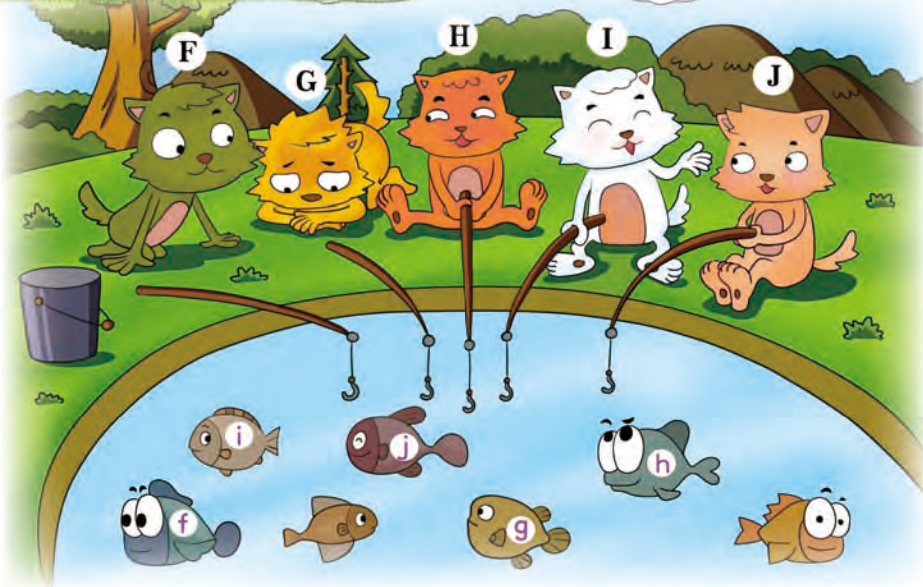
I for ice cream,  
 J for juice.  
 Ice cream is sweet,  
 So is juice.






# Lesson 8

Match and say




Listen and number





Roll and say



Talk and act



• What do you do in the morning, ... ?

•• I go to school.



• What do you do in the afternoon, ... ?

•• I go fishing.



• What do you do in the evening, ... ?

•• I play games.



# Watch and act







# COME ON AND JOIN INTO THE GAME



Let eve - ry - one clap hands like me. (clap.

clap. clap.) Let eve - ry - one clap hands like me. (clap,

clap, clap.) Come on and join in - to the game.

You'll find that it's al - ways the same.





# UNIT THREE

## WHAT COLOUR IS YOUR BAG?

### Lesson 9

#### Listen and say



#### Let's act

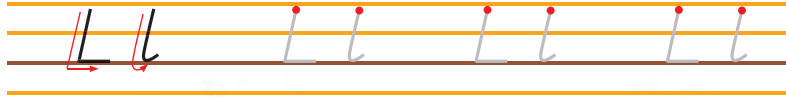
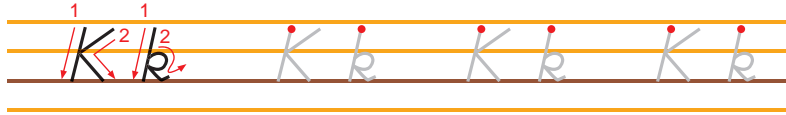


... , what colour is your bag?

It's yellow.



Listen, repeat, and trace




Let's say

L for lion,  
K for king.  
They call me  
The Lion King.





# Lesson 10


## Listen and say



## Let's act


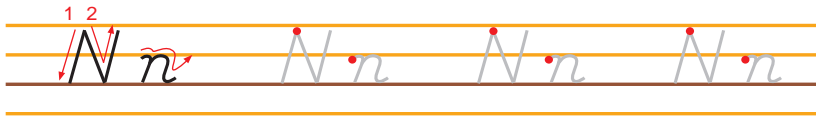
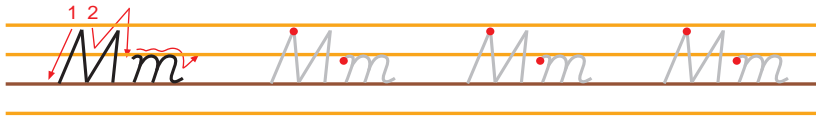
 Do you like that car? It's blue.

Yes. I like it. 

No. I like this black car. 



Listen, repeat, and trace



Let's say

M for monkey,  
N for net.  
The monkey is  
Fishing with a net.



# Lesson 11

## Listen and say

• Do you like my yo-yo?

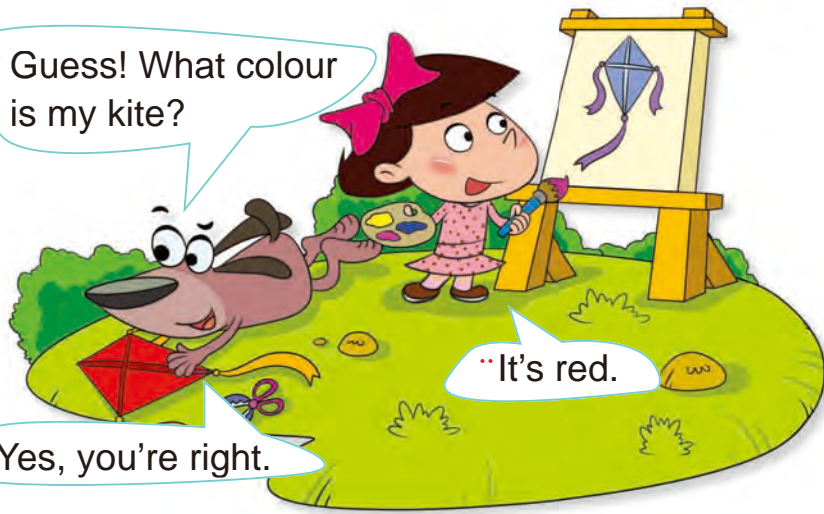
•• Oh! It's green. I like it.



• Guess! What colour is my kite?

•• It's red.

•• Yes, you're right.



## Let's act



Guess! What colour is my kite?



Yes, you're right.

It's red.




Listen, repeat, and trace



Let's say

Oil, oil, orange,  
 Orange, orange, oil.  
 You see an orange  
 Beside the oil.





# Lesson 12


Match and say



Listen and number



Listen, colour, and say



Talk and act



What colour is your bag, ... ?

It's ...



Do you like that bag, ... ?

Oh! It's yellow. I like it.



# Watch and act







# WHO IS WEARING YELLOW TODAY?



# UNIT FOUR

## HOW MANY STARS CAN YOU SEE?

### Lesson 13

#### Listen and say

How many apples do you have?

Let me count. One, two, three. I have three apples.

How many potatoes do you have?

I have four potatoes.

#### Let's act


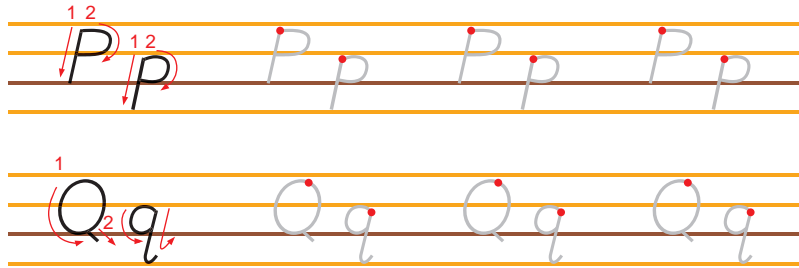


How many apples do you have?

I have three apples.



## Listen, repeat, and trace



## Let's say

P for peach,  
 Q for queen.  
 A peach for each,  
 And one for the queen.





# Lesson 14

## Listen and say



## Let's act


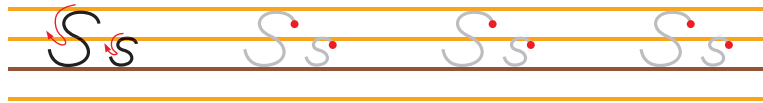
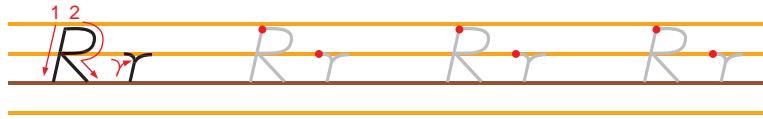


How many stars can you see?



I can see seven stars!

## Listen, repeat, and trace




## Let's say

R for river,  
S for snake.  
Near the river,  
You see a snake.



# Lesson 15

## Listen and say



## Let's act



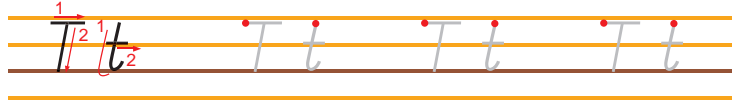
How many ducks can you see?

Let me count. I can see ten ducks.





## Listen, repeat, and trace




## Let's say

T for tiger,  
 T for tire.  
 The tiger is playing  
 With a tire.




# Lesson 16

## Match and say



## Listen and number





## Count and say




## Talk and act



How many apples do you have, ... ?

Let me count. One, two, three, four, five. I have five apples.



How many rabbits can you see, ... ?

I can see six rabbits.




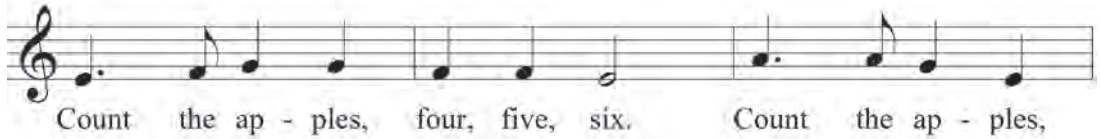



# Watch and act





# COUNT THE APPLES



# UNIT FIVE

## WHO'S HE?

### Lesson 17

#### Listen and say




Who's this man?

He's my uncle.

How many uncles do you have?

I have two uncles. I like them.



Who's that boy?

He's Victor, my friend.

How many friends do you have?

I have many friends.

#### Let's act



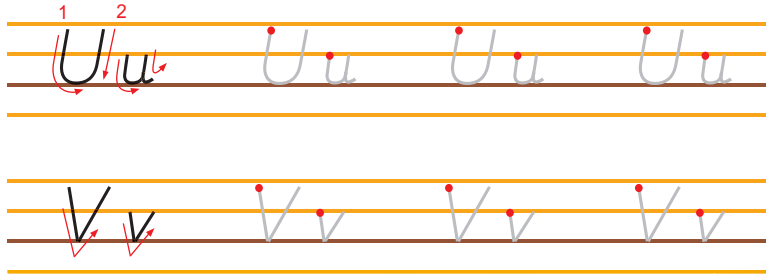
Who's that boy?

He's my friend.






## Listen, repeat, and trace




## Let's say

U for uniform,  
 V for van.  
 You see a man  
 Driving a van.



# Lesson 18

## Listen and say



## Let's act

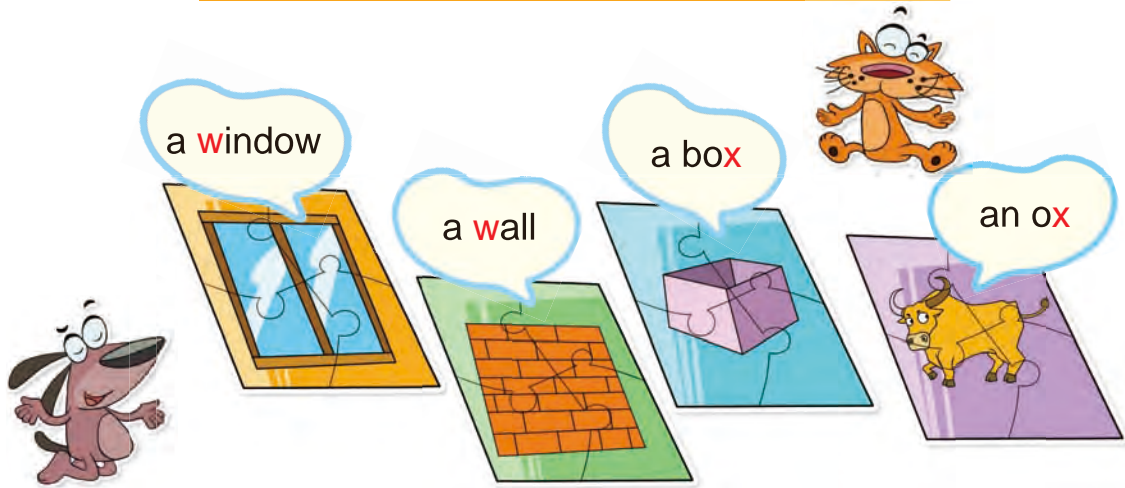
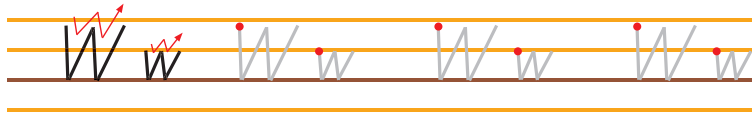


Who's this girl?



She's my sister.



## Listen, repeat, and trace



## Let's say

W for window,  
W for wall.  
You see a window in the wall.


X for ox,  
X for box.  
The ox is carrying a box.





# Lesson 19

## Listen and say



## Let's act

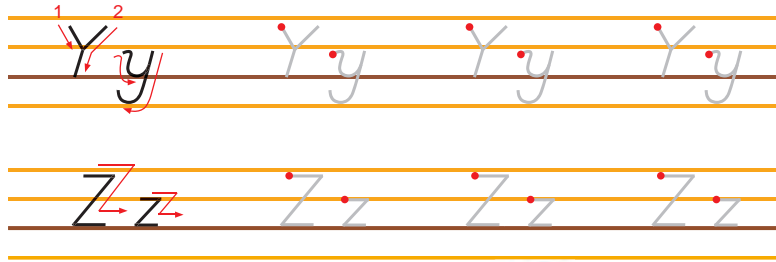


Who's he?

He's my cousin, ... .



## Listen, repeat, and trace



## Let's say


Y for yogurt,  
Z for zoo.  
You see the zebra  
In the zoo.







# Lesson 20

Match and say




Listen and number





# Play and say



# Talk and act



Who's this woman?

She's my aunt.


Who's he?

He's my uncle.

Who's she?

She's my grandma.

## Watch and act







# FAMILY LOVE

  
 I love Mum, so do you,  
 I love Grandpa, so do you.

  
 I love Dad, so do you.  
 I love Grandma, so do you.

  
 I love my fa - mi - ly, so do you.  
 I love my fa - mi - ly, so do you.





# UNIT SIX

## I'M SORRY I'M LATE

### Lesson 21

#### Listen and say



#### Let's act



Sorry we are late.

It's OK.



## Listen, repeat, and trace



apple



box



cow



desk



elephant



flag




gift



## Let's say

Fish is my name.  
 Duck is your name.  
 We are not the same.



# Lesson 22

## Listen and say



## Let's act



Who's not here today?

... is not here.





## Listen, repeat, and trace



head



ice



juice



king



leaf



monkey



net



orange



panda



## Let's say

I see a lion at the zoo,  
 You see an elephant at the zoo,  
 We see monkeys at the zoo,  
 Boys and girls like the zoo.



# Lesson 23

## Listen and say



## Let's act



I'm sorry I'm late.



It's OK. Don't be late again.

Listen, repeat, and trace



queen



river



sun



tiger



UFO



van



window



ox



yogurt




zebra



Let's say

ABCDEF, G,  
HIJKLMN,  
OPQRST,  
UVWXYZ,  
I can say my ABC.  
I can sing my ABC.






# Lesson 24

Choose and say



A grid of 40 wooden blocks arranged in a stepped pyramid shape. Each block contains a letter and a corresponding illustration. The letters are: Row 1: Oo, Aa, Ee; Row 2: Bb, Cc, Dd; Row 3: Ii, ?, Ff, Gg, Hh, Uu; Row 4: Jj, Kk, Ll, Mm, Nn, ?, Pp; Row 5: Qq, Rr, Ss, Tt, ?, Vv, Ww, Xx, Yy, Zz. The illustrations include: Oo (orange), Aa (apple), Ee (egg), Bb (ball), Cc (cat), Dd (duck), Ii (ice cream), ? (question mark), Ff (fox), Gg (gift), Hh (hair), Uu (umbrella), Jj (juice), Kk (king), Ll (lion), Mm (monkey), Nn (nose), ? (question mark), Pp (panda), Qq (queen), Rr (rabbit), Ss (snake), Tt (tiger), ? (question mark), Vv (van), Ww (window), Xx (cow), Yy (yogurt), Zz (zebra).

Listen and number



## Find and say



## Talk and act



Who's not here?



... is not here.

I'm sorry I'm late.



It's OK. Don't be late again.




# Watch and act

Please do it yourself.



Work in pairs, please.



Work in groups, please!







# THE TRAIN IS COMING



The train is co - ming, oh, yes.

The train is co - ming, oh, yes.

The train is co - ming, the train is co - ming,


the train is co - ming, oh, yes.



# PICTURE DICTIONARY




# PICTURE DICTIONARY





# PICTURE DICTIONARY




# PICTURE DICTIONARY

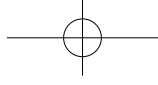




# PICTURE DICTIONARY







## 绿色印刷 保护环境 爱护健康

亲爱的同学：

你手中的这本教科书采用绿色印刷方式印刷，在它的封底印有“绿色印刷产品”标志。从2013年秋季学期起，北京地区出版并使用的义务教育阶段中小学教科书全部采用绿色印刷。

按照国家环境标准（HJ2503-2011）《环境标志产品技术要求 印刷 第一部分：平版印刷》，绿色印刷选用环保型纸张、油墨、胶水等原辅材料，生产过程注重节能减排，印刷产品符合人体健康要求。

让我们携起手来，支持绿色印刷，选择绿色印刷产品，共同关爱环境，一起健康成长！

北京市绿色印刷工程



绿色印刷产品

义务教育教科书 英语 一年级 下册  
ISBN 978-7-200-10190-4 (课) 定价:4.60元  
价格依据文件号:京发改规(2016)13号 举报电话:12358

ISBN 978-7-200-10190-4



9 787200 101904