



义务教育教科书

英语

English

(三年级起点)

五年级 下册

义务教育教科书 英语 (三年级起点) 五年级 下册



绿色印刷产品

批准文号：湘发改价费〔2017〕343号

ISBN 978-7-5562-0617-9



9 787556 206179 >

定价：6.92元

湖南少年儿童出版社
HUNAN JUVENILE & CHILDREN'S PUBLISHING HOUSE

湖南少年儿童出版社
HUNAN JUVENILE & CHILDREN'S PUBLISHING HOUSE

义务教育教科书

英语

English

(三年级起点)

五年级 下册

主编：白解红



湖南少年儿童出版社
HUNAN JUVENILE & CHILDREN'S PUBLISHING HOUSE

图书在版编目(CIP)数据

英语：五年级：下册 / 白解红主编. —2 版. —长沙：湖南少年儿童出版社，2014. 12 (2021. 12 重印)
义务教育教科书
ISBN 978-7-5562-0617-9

I. ①英… II. ①白… III. ①英语课—小学—教材
IV. ①G624. 311

中国版本图书馆 CIP 数据核字(2014)第 255718 号

义务教育教科书
英 语
五年级 下册
湖南少年儿童出版社 合作编写
新加坡思达出版有限公司

湖南少年儿童出版社出版
(湖南省长沙市晚报大道 89 号 邮编：410016)
湖南出版中心重印
湖南省新华书店发行
湖南天闻新华印务有限公司印制

开本：787 × 1092mm 1/16 印张：5.5
2003 年 12 月第 1 版 2021 年 12 月第 2 版第 8 次印刷
印数：1—540 000 册
ISBN 978-7-5562-0617-9 定价：6.92 元
(2022 春)

本书任何部分之文字及图片，如未获得本社之书面同意，不得以任何方式抄袭、节录或翻印
本版本只供在中华人民共和国内地销售
著作权所有，请勿擅自用本书制作各类出版物，违者必究。
如有质量问题，影响阅读，请与湖南出版中心联系调换。
联系电话：0731—88388986 0731—88388987

主 编：白解红
编写人员：白解红 Pauline Ong Minnelli Seow Christopher S Ward 何高大 夏春娥
刘建清 杜 娟 邓 立 欧阳胜美 张梅莲 刘佳明 田忠源
责任编辑：刘思危 Loo Kim Fu 彭秀莉 黄 亮 刘 宁
美术编辑：Brenda Mathews
绘 画：大黄蜂工作室
版式设计：王丽琼 余育铨
封面设计：赵 慧



同学们，欢迎你们来到英语学习课堂！

现在，让我们跟着熟悉的 Peter、Anne、Lingling、Dongdong、Tim 和可爱的 Dino，一起继续快乐地学习吧！

在低年级学习阶段，我们通过有趣的听做、说唱、玩演等活动来学习英语。进入中高年级，课本内容逐步增加了读和写的活动，我们的听说读写能力会得到进一步的锻炼，尤其是我们的读写能力，将会得到更加进一步的强化。

在本册课本中，同学们将学习用英语表达科学探究、手工制作、介绍生日、庆祝母亲节、问路等话题；通过英语学习，我们还将更多地了解世界各地一些国家的文化，并逐步学会用英语介绍自己祖国的传统文化。


我们相信，在老师的帮助和指导下，同学们只要通过反复练习，就一定可以听懂和读懂更多的英语，用英语说出、写出自己想表达的东西。

学习英语无捷径。要想学好英语，别忘了抓住一切参与英语活动的机会，融入英语学习的环境，多听多读。

坚持听说，大胆玩演，积极读写。让我们一起努力吧！



你们的大朋友：小学《英语》教材编写组



My name

My class

My school

Contents

Unit 1	We're going to read stories	1
Unit 2	We're going to do some research	5
Unit 3	Let's make a kite	9
Let's Know More		13
Assessment I		14
Unit 4	Don't talk here	17
Unit 5	When's your birthday?	21
Unit 6	I'll make a beautiful card	25
Let's Know More		29
Assessment II		30
Unit 7	There's a post office near my school ...	33
Unit 8	Can you show me the way to the Xinhua Hotel?	37
Unit 9	He's kind to children	41
Let's Know More		45
Assessment III		46

Unit 10	Where were you yesterday?	49
Unit 11	Who was first?	53
Unit 12	Where did you go?	57
Let's Know More		61
Assessment IV		62
Let's Read More		65
 Word List I		 67
Word List II		70
Structures		74
Past Form/Full Form and Short Form		80
Countries of the World		81
Self-Assessment		82



Unit 1

We're going to read stories

A Let's Listen and Say



1

What are we going to do today, Miss Li?

We're going to listen to some interesting stories.

2

Are we going to read the stories?

Yes, we are. We're going to read them.

3

Are we going to talk about them?

Yes, we are.

4

Great!

And we're going to put on a short play.

B**Let's Learn**

listen to




talk about



write about



read



put on a play

C**Let's Practise**

Are we going to write?

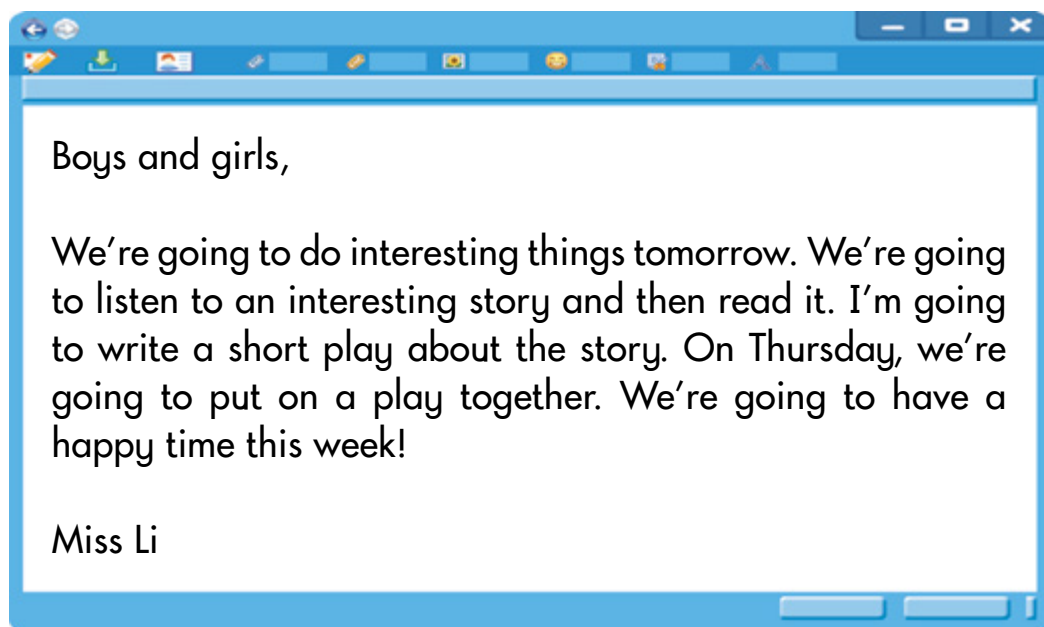
Yes, we are.

No, we aren't.



D Let's Read

This is an email from Miss Li.




Number the pictures.



E Let's Write



There are four children in your group. There are four animals in the play. Which role are you going to play?




David is going to play _____.

Amy is going to _____.

_____. Lily _____.

_____. And I _____.



F Let's Have Fun




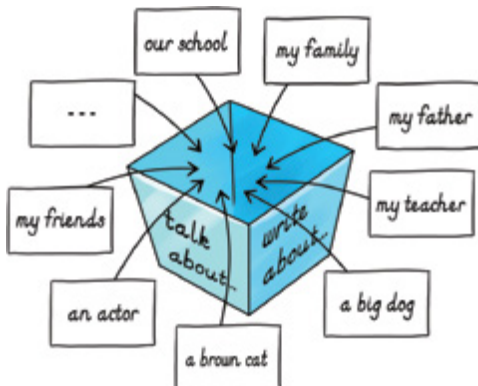
1. Here is a paper box.

2. Write words on four sides of the box.



3. Put cards into the box.

4. Play a game this way.



Unit 2

We're going to do some research

A Let's Listen and Say



1 What are we going to do today?

2 We're going to do some research.


3 We're going to read and find information.

4 And we're going to collect pictures.

5 We're going to study and think.

6 We're going to write a report.

B Let's Learn



C Let's Practise

What are we going to do?	
We're going to	do some research.
	read some books.

do


read

find

collect

write

What are we going to collect ?



We're going to collect pictures.

information

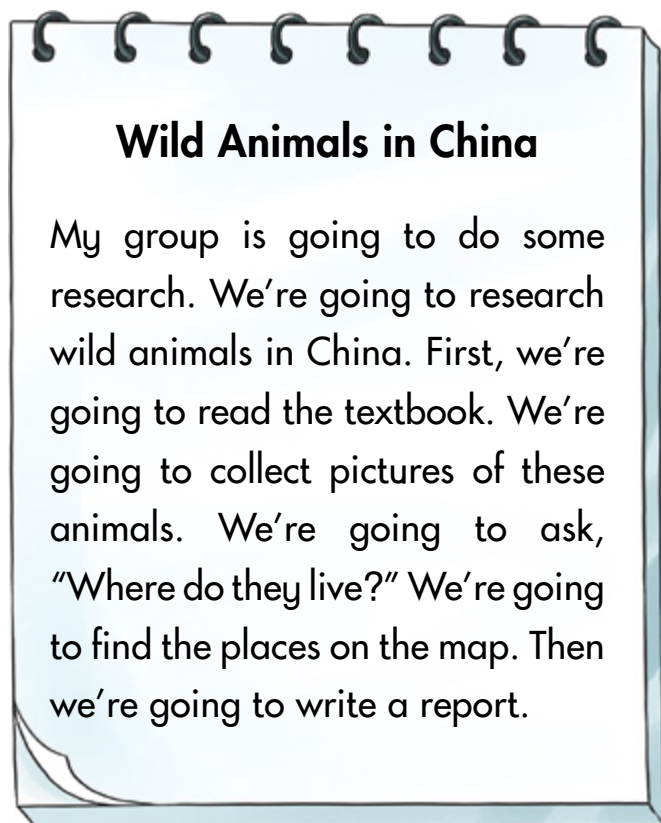
a report

books

some research

pictures

This is Jane's notebook:



Fill in the form.

What are you going to...	We're going to...
do?	do some research.
read?	
collect?	
ask?	
find?	
write?	

E Let's Write

I'm going to do some research. I'm going to do these things.

Think

- _____ about the wild animals.
- _____ the textbook.
- _____ information.
- _____ pictures or photos of wild animals.
- _____ a report.

F Let's Have Fun



1. Put some soil
into a glass.




2. Plant seeds
in the soil.



3. Water them.



4. Put the glass
in the sun.



5. Draw some
pictures.



6. Make a
small book.



7. Show your
book.


Unit 3

Let's make a kite

A Let's Listen and Say



Miss Li is showing us how to make a kite.

<p>1</p>  <p>Boys and girls, do you know how to make a kite?</p>	<p>2</p>  <p>Let me show you how to make a kite.</p>
<p>3</p>  <p>We need paper and bamboo.</p>	<p>4</p>  <p>First, cut the bamboo.</p>
<p>5</p>  <p>And then, cut the paper.</p>	<p>6</p>  <p>Next, draw a picture and paint it with a brush.</p>
<p>7</p>  <p>Lastly, glue the paper on the bamboo and tie a string to the kite.</p>	<p>8</p>  <p>Look at my beautiful kite!</p>

B Let's Learn



cut



draw



paint



glue




tie

C Let's Practise

First, ... Then, ... And then, ... Next, ... Lastly, ...



draw



paint



cut



glue



show to the class

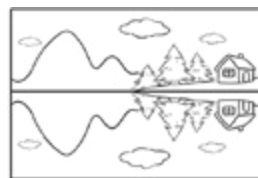
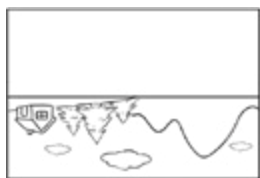
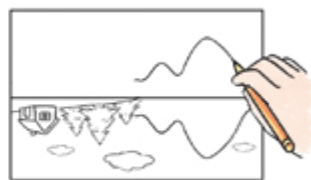
In this picture, we can see mountains and trees by a lake. We can also see mountains and trees in the lake. Why?



Just have a try.

1. First, use a pencil to draw a line on a piece of paper.
2. Then, draw mountains, trees and a house above the line.
3. Next, turn the paper upside down.
4. And then, draw mountains, trees and a house above the line.
5. Next, turn the picture back.
6. Lastly, paint the mountains, trees and the houses.

Number the pictures.



E Let's Write



Word Bank

face hands body coloured pictures pictures feet



Peter draws a _____.



Peter paints the _____.



Peter draws the _____.



Peter cuts out the _____.



Peter draws the _____.

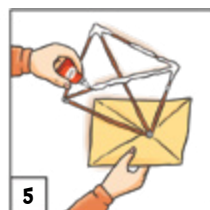

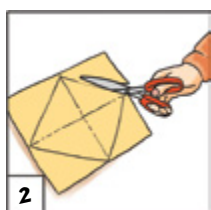


Peter shows the _____.

F Let's Have Fun



Look at the pictures below. They show how Peter makes a kite. Put the sentences in the correct order. Write 1~5 in the boxes.



- ☐ Peter cuts the bamboo with a knife.
- ☐ He glues the paper on the bamboo.
- ☐ He cuts the paper.
- ☐ He paints it with a brush.
- ☐ He draws a picture with a pencil.

Let's Know More



Let's learn from the Internet

Today,
we're going
to learn from
the Internet.



We're going
to collect pictures
from the Internet.
This is a plant in
China. Do you
know its name?



We can
watch a
video on the
computer.




The Internet
helps me to find
information about
these plants. Now
I'm going to write
a report in my
notebook.



Assessment I


A Listen and tick



B Listen and number



C Read and number

Look at the pictures below. Let's make a pumpkin lamp . Put the sentences in the correct order. Write 1~4 in the boxes.

1.



2.



3.



4.



Oh, the lamp looks beautiful!



Draw a face with a marker.




Place a candle inside the pumpkin.



Cut out the eyes, the nose and the mouth with a knife.

D Look and write

What are the children going to do tomorrow?



Peter is going to _____.

Anne is going to _____.

Mingming is going to _____.

Lingling is going to _____.

E I can do it

Draw a 😊 if you can do it. Draw a ☹️ if you can't.

1. Talk about what you are going to do.

What are we going to do?



We're going to listen to the music.



2. Make a kite.

It's nice.



Look at my kite, Dino.



F I like to do it

Draw a 😊 if you like to do it. Draw a ☹️ if you don't.

1. Ask others what they are going to do.

What are you going to do?



We're going to put on a play.



2. Read a short story.




Unit 4 Don't talk here

A Let's Listen and Say

Mrs Chen is taking Dongdong to the library.



They're in the reading room.



Dongdong is going to eat a cake.



Dongdong is going to write on the book.



B

Let's Learn



Don't talk in the library.



Don't eat in class.



Don't throw waste paper on the floor.



Don't draw on the wall.




Don't play football on the road.



Don't pick flowers in the park.

C

Let's Practise



Don't	talk in the library.
	eat in class.

Don't talk in the library.



Don't play football on the road.



D Let's Read

Bob and Paul study in Sunshine School. They live in the same room. They're roommates.

Bob likes music. His favourite subject is music. He often listens to music late in the evening. Paul doesn't like that. Paul likes drawing. He always throws waste paper on the floor. Bob doesn't like that.



Paul likes reading. He often reads in bed till very late. Bob cannot sleep well. Bob likes singing. He always sings loudly. Paul cannot do his homework well. This is really a problem!

True or false?

1. Bob and Paul study in the same school.

☐

2. Bob and Paul like music.

☐

3. Paul throws waste paper on the floor.
Bob doesn't like that.

☐

4. Paul always sings loudly.

☐


E Let's Write

Bob and Paul tell their problems to the class.


The whole class talk about it.

Their teacher says, "Let's make rules for Bob and Paul."

Please work in groups and make rules for them.



RULES *for Room 205*




- Don't _____.
- Don't _____.
- _____.
- _____.

F Let's Have Fun

Draw the signs.



Be quiet.



Use the bin.



Mind the steps.



Don't read
in bed.



Don't draw on
the wall.



Don't pick the
flowers.

Unit 5

When's your birthday?

A Let's Listen and Say



When's your birthday?



My birthday is in March. It's on the fifth of March.

1

MARCH

S	M	T	W
4	5	6	7
11	12	13	14

2

When's your birthday?



My birthday is in May. It's on the fourth of May.

3

MAY

W	T	F	S
2	3	4	5
9	10	11	12
16	17	18	19

4

JUNE


F	S
1	2
8	9
15	16

5



International Children's Day is on the first of June.

B Let's Learn




June						
SUN.	MON.	TUE.	WED.	THUR.	FRI.	SAT.
				1 儿童节	2 初一	3 初二
4 初三	5 初四	6 初五	7 初六	8 初七	9 初八	10 初九
11 初十	12 十一	13 十二	14 十三	15 十四	16 十五	17 十六
18 十七	19 十八	20 十九	21 二十	22 廿一	23 廿二	24 廿三
25 廿四	26 廿五	27 廿六	28 廿七	29 廿八	30 廿九	



C Let's Practise

When's your birthday?

My birthday is in May.

Class work. Find out whose birthday is in the same month as yours.

Benny, when's your birthday?



It's in May. It's on the seventh of May.




MAY				
SUN.	MON.	TUE.	WED.	THUR.
		1	2	3
6	7	8	9	10
13	14	15	16	17
20	21	22	23	24
27	28	29	30	

Hi Sandy,


Fran's birthday is tomorrow, not Friday. Can you come tonight and help us to plan a party for her?

We're going to meet at my place, Room 305 at 7:00 p.m. We are going to plan some activities for her birthday party.

Please come on time!

Bye for now.

Simon



Answer the questions.

1. When is Fran's birthday?

2. When are Simon and Sandy going to meet?

3. What are Simon and his friends going to do?

E Let's Write



What do you usually do on your friend's birthday?

1. First we _____.
2. And then he/she _____.
3. He/She _____.
4. We _____.
5. We _____.

Word Bank

cut the cake
give presents
tell stories
dance
sing
blow out the candles

F Let's Have Fun



Your friend's birthday is in next month. Make a nice card for him/her.

1. First, find a piece of paper and fold it in half.
2. Second, draw a cake and some decorations on it.
3. Then, write "Happy birthday!" in the centre.
4. Lastly, write your greetings inside.
5. Now, make your own card.



Dear _____

I wish you a happy 11th birthday!

From:

Unit 6

I'll make a beautiful card

A Let's Listen and Say



Next Sunday is Mother's Day. What will you do for your mother, Lingling?

1 That's good.

I'll make a beautiful card for her. On the card I'll write "Happy Mother's Day".

What about you, Peter?

2 That's good.

I'll buy her a box of her favourite chocolates.

3 I'll buy some flowers for my mother. She likes roses.

My father and I will cook a delicious dinner to celebrate Mother's Day.

B

Let's Learn



Mother's Day card



restaurant



gift



rose



a box of chocolates

C

Let's Practise



I'll make a beautiful card.

Happy Mother's Day!

Role play.

1.

Mum, I have a small gift for you.



Thank you!

2.

Open it, please.



It's beautiful. I love it.

3.

Happy Mother's Day!



Amy: Hi, Jane, why are you looking so sad?

Jane: I don't know what to give to my mother on Mother's Day.

Amy: You can buy her a small gift. What about a nice fan?

Jane: I don't have money to buy her a gift.

Amy: You can make her a nice card or some lucky stars with coloured paper.

Jane: That's a good idea. Can you please help me to make nice lucky stars?

Amy: Sure. Let's go and get some coloured paper.

Jane: OK! Thank you, Amy.

True or false?

1. Jane is buying a gift for her mother.

☐

2. Jane doesn't have money to buy a gift.

☐

3. Jane thinks making a card and lucky stars for her mother is a good idea.

☐

4. Amy will help Jane to make lucky stars.

☐

E Let's Write



Write about Mother's Day.

1. Mother's Day is on the second Sunday in _____.
2. Children want to make their mothers _____ on this day.
3. They write nice things to their mothers on Mother's Day _____.
4. Some children like to make their own _____ or cards for their mothers.
5. Some families will have a delicious dinner to _____ Mother's Day.

Word Bank

cards
celebrate
May
happy
gifts

F Let's Have Fun



Make a card for your mother for Mother's Day.

1. Fold your coloured paper in half.
2. Draw beautiful pictures on the front.
3. Inside write some nice things to your mother and draw some nice pictures to make your card beautiful.



Let's Know More



Holidays



International Children's Day is on 1st June. All the children have a holiday. They go with their parents to the park. They also go to the cinema to see a cartoon movie.




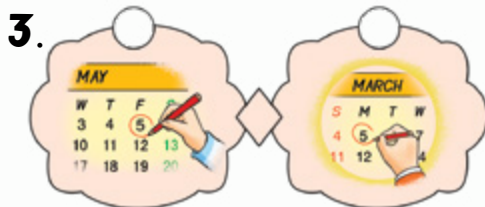

Father's Day in many countries is on the third Sunday of June. On Father's Day, children give nice gifts to their fathers and say, "Happy Father's Day!"

Teachers' Day in China is on 10th September. The children make greeting cards for their teachers, "Happy Teachers' Day!" They also give their teachers some flowers.



Assessment II

A Listen and tick



B Listen and number



C Read and answer

Hi! I'm Jane. When is your birthday? My birthday is on the fifth of May. I have a birthday party with my friends every year. My brother's birthday is on the seventh of July. My mother's birthday is on the sixth of February and my father's birthday is on the fifth of October. My pet dog is Jake. His birthday is on the first of January. It's New Year's Day. We often have a big dinner together. And my dog is very happy.

1. When is Jane's birthday?

2. Whose birthday is in October?

3. Whose birthday is in summer?

4. What does Jane's family do on Jake's birthday?



D Look, think and write

Festival			Date	Month
	1.1		1	January
Women's Day		3.8		
Tree Planting Day	3.12			
		6.1		
Teachers' Day	9.10			
National Day		10.1		

E I can do it

Draw a 😊 if you can do it. Draw a ☹️ if you can't.

1. Tell him/her not to do something.



2. Ask your friend when his/her birthday is.

When's your birthday?



My birthday is in July.



F I like to do it

Draw a 😊 if you like to do it. Draw a ☹️ if you don't.

1. Talk about your birthday.



My birthday is on the fourth of April.




2. Make a birthday card and a Mother's Day card.



Unit 7

There's a post office near my school

A Let's Listen and Say



1 This is my hometown. Here is my school.

2 Is there a park near your school?
No, there isn't. But there's a post office.

3 There's a clothes shop over there.

4 Is there a cinema around here?

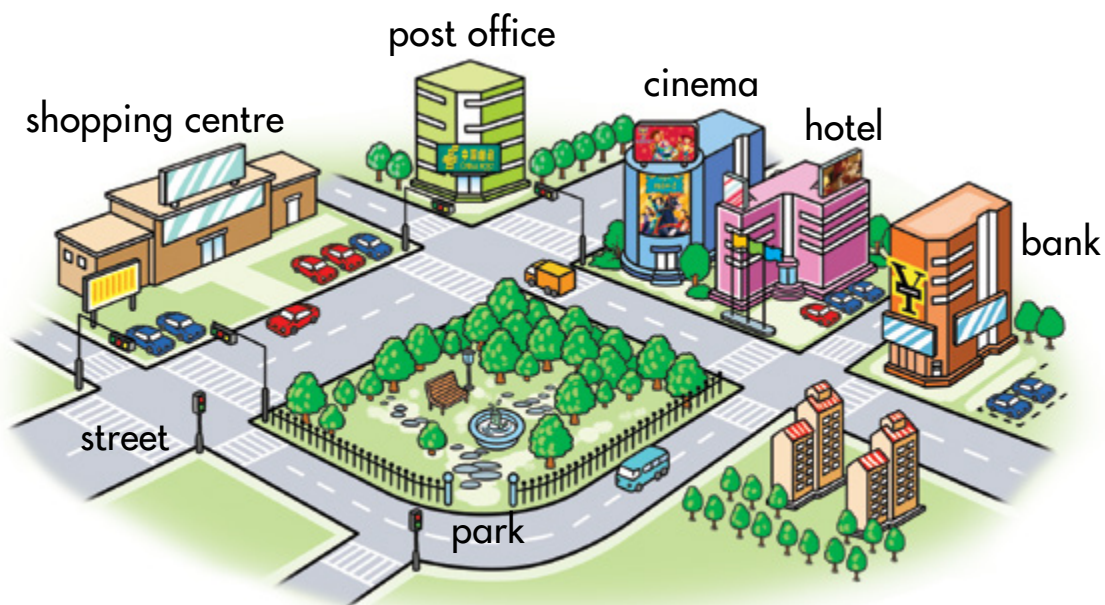
5 Yes, there is. There's a cinema at the end of the street.

6 I'm hungry.
There's a tea house. Let's get something to eat.

You can see a movie at weekends.


B

Let's Learn



C

Let's Practise



Is there a bird

on the house?

in the house?

Yes, there is.

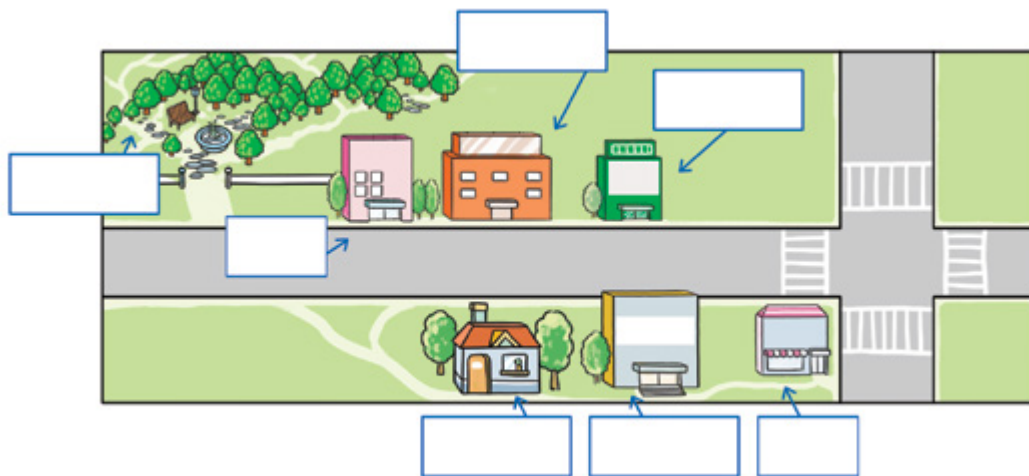
No, there isn't.



D Let's Read

Read and fill in the boxes.

I live in New York. There's a small cinema just near my home. I often go to see a movie there at weekends. There's a café next to the cinema, and there's a big shopping centre behind my home. On the right of the shopping centre, there's a post office. On the left there's a small hotel. Just behind the hotel there's a big park. We often take a walk in the park after dinner.



True or false?

1. There's a small hotel near the park. ☐
2. My home is near the cinema. ☐
3. The café is behind the shopping centre. ☐
4. We often take a walk in the park in the morning. ☐

E Let's Write



1. Where is your home?

2. Is there a shop near your home?

3. Is there a hotel or a bank near your home?

4. Is there a café or a tea house nearby?

5. Is there a park nearby?

First draw a map of your home and then write about it.



My home address is _____

_____.

F Let's Have Fun



Let's sing.

Ten Green Bottles

$1=A \frac{2}{4}$

5 | 1 1 1 1 3 | 2 1 2 3 1 0 1 |

There are ten green bottles standing on the wall. There

3 3 3 3 5 | 4 3 4 5 3 0 1 |

are ten green bottles standing on the wall. Now

6 6 5 5 3 | 2 3 2 1 6 0 5 |

there's one green bottle lying on the ground and


1 1 1 3 | 2 1 2 3 1 :||

nine green bottles standing on the wall.

Unit 8

Can you show me the way to the Xinhua Hotel?

A Let's Listen and Say



1 Excuse me, can you show me the way to the Xinhua Hotel?

2 Just go straight along this road.

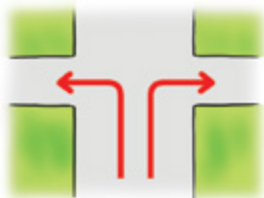
3 Then turn left at the second crossing.

4 You may take Bus No. 206 to the hotel.


5 Where should I get off?
Get off at the third stop.

6 Thank you very much.
You're welcome.

B Let's Learn



turn left



go straight



get on



get off



hotel



hospital



airport




railway station

C Let's Practise

Can you show me the way to the hotel?

You can go along this street.



Can you show me the way to the hotel?

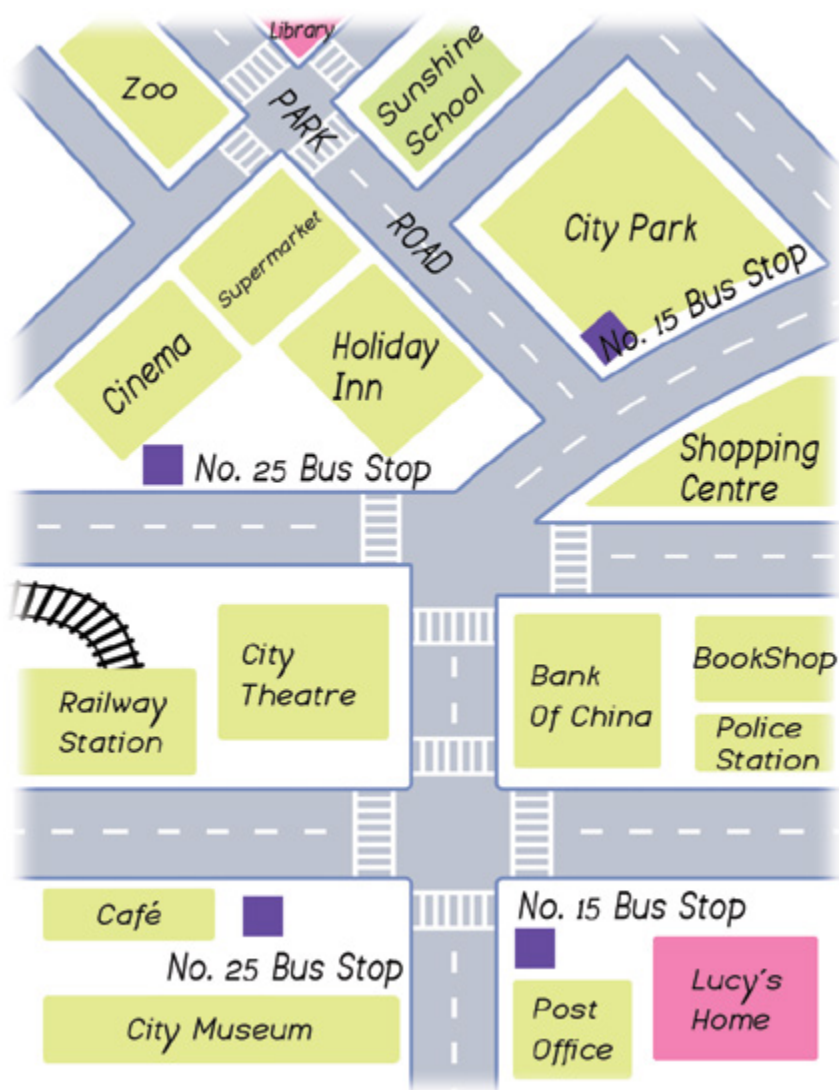


You can go along this street.

D Let's Read

Lucy likes reading. There are a lot of books in the library, so she goes there every weekend. She takes Bus No. 15 near her home. She gets off at City Park. Then she goes straight along Park Road. At the second crossing she turns right. The library is just on the left. She reads and learns a lot from the books.

Draw Lucy's route on the map.



E Let's Write



Map of Your City



Mary and Anne are going to take a train to the city. They are going to visit your school. Tell them the way from the railway station to your school.

Dear Mary and Anne,

Welcome to our school. Let me tell you the way from the railway station to our school.

You may _____.

And then _____.

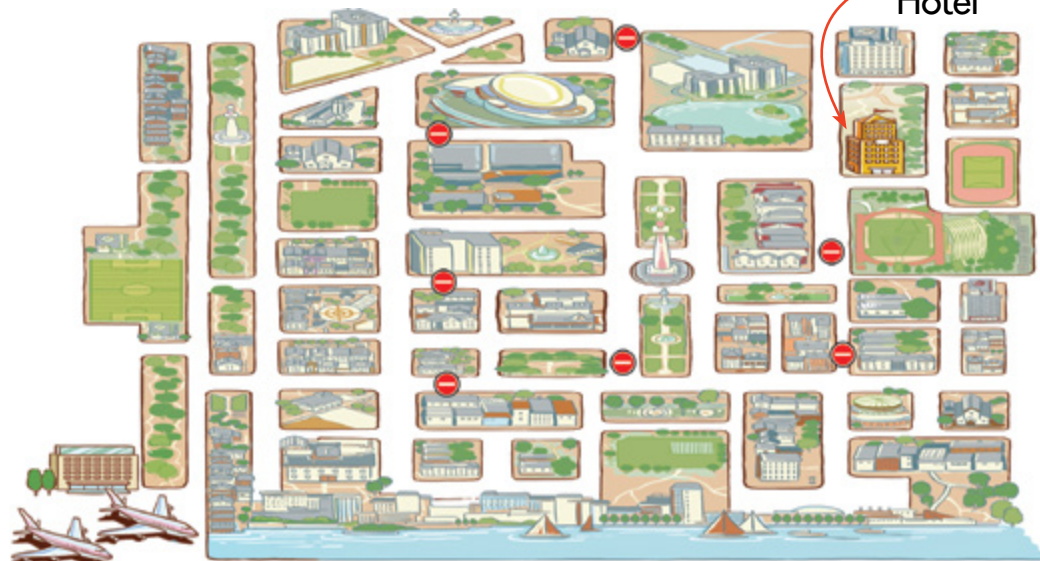
Yours,

F Let's Have Fun



Draw the way from the Holiday Hotel to the airport.

 Holiday Hotel



 Airport

 No passing

Unit 9

He's kind to children

A Let's Listen and Say

Peter's grandpa comes to a village in China. He teaches English in a primary school.



B Let's Learn



kind



friendly



smart



active



serious

C Let's Practise

He	is	kind.
	looks	

Group work.

This is my father.
He's very active.



This is my grandma.
She looks serious, but
she's kind to me.



My uncle is a writer. He is writing a new play about school life. When he is working, he looks very serious. He doesn't want to talk to us. After work, he looks friendly. He tells us stories. The stories are interesting. His favourite story is a farm story. Sometimes he helps me with my Chinese. He is kind to me.



True or false?

1. Lingling's uncle's new play is about school life. ☐
2. He wants to talk about his new play. ☐
3. After work, he looks serious to everyone. ☐
4. He teaches Chinese. ☐

E Let's Write

Write an email to Lingling.

Hi,

Do you have an uncle or an aunt? What are their jobs? Are they quiet or active? Are they serious? Are they smart? Tell me about them.

Lingling

Dear Lingling,

I have _____

_____.

Yours,

F Let's Have Fun

Use the words to talk about the following people.

beautiful pretty big tall fat kind active
smart serious quiet friendly sad funny



Let's Know More



Places in the city



Shenzhen is a big city in China. There are many big and beautiful shopping centres. People call them malls as there are shops, cinemas and restaurants there.

This is a drive-in cinema in a small city in the USA. People can drive their cars into this cinema. They sit in their cars to watch a film and listen to the radio on the show.



This is a hotel in a small city in the UK. It is really someone's home. The family lets visitors stay in it. It provides a bedroom and breakfast, so it is also called B & B.

Assessment III

A Listen and circle

1. A.



B.



C.



2. A.



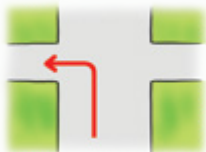
B.



C.



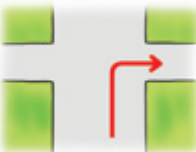
3. A.



B.



C.



B Listen and tick



	Dad	Mum	Grandpa	Grandma	Lanlan
active					
friendly					
funny					
smart	✓				
serious					
kind					

C Read and write "T" or "F"



1. There is a cinema at the end of South Street.
2. There is a bank in Apple Road.
3. There is a shopping centre beside the park.
4. There is a post office between the park and the school.
5. There is a hotel near the hospital.

☐
☐
☐
☐
☐

D Look, read and write



A: Excuse me, can you show me the way to the railway station?



B: Go straight along South Road. At the second crossing, turn _____. Then _____ East Street. The railway station is on your _____.

E I can do it

Draw a 😊 if you can do it. Draw a ☹️ if you can't.

1. Talk about the places.

There is a park near our school.



2. Describe a person.



He's kind.



F I like to do it

Draw a 😊 if you like to do it. Draw a ☹️ if you don't.

1. Show someone the way.


Just go along the street.



Excuse me, can you show me the way to the hotel?



2. Sing the song *Ten Green Bottles*.



Unit 10

Where were you yesterday?

A Let's Listen and Say



1

Mingming, where's your homework?

Sorry, Miss Li. I was...

2

Where were you yesterday?

3

I was sick. I was in bed at home.

4

Are you better now?


Yes. I'm fine now. Thank you.

5

All right. Please give me your homework tomorrow.

OK. Thank you, Miss Li.

B Let's Learn



at work



at home



in bed



in hospital

C Let's Practise

Where were you yesterday?

I was at home.

Where were you?

Name				
Time				
Yesterday				
Last week				
Last month				

Last week, Mr White was in China. He went to four cities. He was in Beijing on Monday and Tuesday. He visited the Great Wall. He was in Hangzhou on Wednesday. He saw a beautiful lake, the West Lake. He was happy. And on Thursday, Mr White went to Guangzhou. The food there was very nice. He liked it very much. The last city was Kunming. The weather in Kunming was sunny and warm. And people were kind to him. Mr White said, "I love the cities and I love China!"



Beijing



Hangzhou



Guangzhou



Kunming

Answer the questions.

1. What cities did Mr White visit?

2. Why did he feel happy in Hangzhou?

3. Did he like the food in Guangzhou?

4. Why did Mr White love China?

Word Bank

go—went
visit—visited
see—saw
like—liked
say—said
do—did

E Let's Write



Last month, Mr Black visited four cities in China. Please look at the form and fill in the blanks.

Beijing	Changsha	Sanya	Xi'an
windy	rainy	sunny	cloudy

1. The weather in Beijing was _____.
2. The weather in Changsha _____.
3. The weather _____.
4. _____.

F Let's Have Fun



Sing together.

Where Were You?

1=F $\frac{2}{4}$

1 1 1 2 3 3 5 5 |

Where were you, little lady, little

2 2 5 5 3 5 5 | 1 1 1 2 3 3 5 5 |

lady, little la-dy? Where were you, little lady, little

2 2 5 5 1 | 1 1 2 3 5 | 2 5 3 5 |

lady, yester-day? I was at home, sir, at home, sir, at home, sir,

2 1 1 2 | 3 5 2 5 | 2 4 3 1 :||

at home. I was at home, sir, at home, sir, at home yester-day.




Unit 11

Who was first?

A Let's Listen and Say

Yesterday was Sports Day. There was a one-hundred-metre race.



- 1 All the runners came here.
Everybody was ready.



- 2 The girls ran fast.
They wanted to win.



- 3 No one wanted to be last.
Who was first?



- 4 Amy was first. Lingling was second. Anne was third. We sang and cheered for them.

B Let's Learn



one metre



a race



sports

want-wanted
come-came
run-ran
sing-sang

1st – first 2nd – second 3rd – third 4th – fourth 5th – fifth
6th – sixth 7th – seventh 8th – eighth 9th – ninth 10th – tenth

C Let's Practise

Who was first?

Henry was first.

Last week, there was a one-hundred-metre race. Ten boys ran in the race. Here are their results:

Who was first in the race?



Who was second?

NAMES	RESULTS	POSITION
Bob	14"40	
David	14"31	
Dick	14"50	
Frank	15"12	
Henry	14"00	
Mike	15"08	
Paul	15"02	
Peter	14"11	
Tom	14"35	
William	14"43	

Henry was first.



There was a party yesterday evening in Class 3. All the students were excited.

The first item was singing. Amy's group sang an American song. Next, Tom and Dongdong told some jokes. They made the boys and girls laugh.

The third item was an Indian dance and the fourth item, a Chinese dance. Lingling's group danced very well. And then Anne read a short poem. Paul and Peter played *wushu*. Nancy played the piano. The last item was a short play about a fat cat and a little fish. Their English teacher played the fat cat. All the students loved the play very much.

Word Bank

tell—told
make—made
dance—danced
read—read
play—played
love—loved

Fill in the form.

What were the items?		Who did them?
1.	singing	Amy's group
2.		
3.		
4.		
5.		
6.		
7.		
8.		

E Let's Write

Last week there was an English party in Class 3. You enjoyed the party and the items. Write about the party.

Your Report

There was an English party in Class 3 last week.

The first item was _____.

And then _____.

The third item _____, and the fourth _____.

The fifth _____ and
the sixth _____.

The seventh _____.

The last item _____.

I _____.

F Let's Have Fun

Let's rhyme.

I was at the beach one day,
And I saw five big waves begin to play.
The first wave gave a great big swish.
The second wave washed up many fish.
The third wave washed away my boat,
And out to the sea, I saw it float.
The fourth wave washed away a shell.
The fifth wave made a little swell.
The five waves played with me all day,
And we had a great, big race.



Unit 12

Where did you go?

A Let's Listen and Say



1 Mum! I'm home.

2 Did you enjoy your school outing?
Yes, I did.

3 Where did you go?
We went to the mountains.

4 Where did you have your lunch?
We had it at the park.

5 What did you see?
We saw birds, trees and flowers.

B Let's Learn



go to the forest



go to the museum



make notes



take pictures



ask questions



listen to music

do—did
have—had
see—saw
make—made
take—took

C Let's Practise

Where did you go?	We went to the mountains.
What did you do?	We took pictures.

Where did you go?



1. Ask and answer.



2. Make a report.


Places	Activities
the forest	saw trees
	collected leaves
the museum	asked questions
	made notes
the lake	took pictures
	listened to music

D Let's Read

Last Sunday, Amy, Jane and Anne went to the East Lake. The weather was sunny in the morning. So they went boating. They sang on the boat and the birds listened to them.

After boating, they went to a little brown house. The little brown house was very nice. The girls had lunch there. In the afternoon, it began to rain. The girls could not go out. They waited in the house. They told stories to each other. They enjoyed the stories very much. They thought it was an interesting day.

Number the pictures.



Word Bank

begin–began
can–could
wait–waited
enjoy–enjoyed
think–thought

E Let's Write

Write the correct words in the blanks.



made
notes



took
pictures



zoo



asked
questions



went
home



wild
animals

Last Saturday, my friends and I went to the _____. We saw many _____ there. We saw a panda and we _____. We _____ about the tiger and we _____. At 12:00, we _____.

F Let's Have Fun

Let's play a game.

Group work.

1. Put an eraser each in the HOME box.
2. Take turns to throw the dice.
3. Move your eraser and try to be the winner.

WINNER  Finish 16	 RETURN HOME 15	 Restaurant 14	 Public Library 13
HOME  Start 1	<p>Where did you go?</p>  <p>I went to the museum.</p>  		 Zoo 12
 Post Office 2			 RETURN HOME 11
 Market 3			 Palace 10
 Museum 4			 Mountain 9
 RETURN HOME 5	 Park 6	 Lake 7	 River 8

Let's Know More



Famous places in Beijing



Tian'anmen Square

This is a square in the centre of Beijing. Tourists from all over the world come to visit it.



The Great Wall

The Great Wall is over 2000 years old. It is in the north of China.

The Palace Museum

The Palace Museum is the largest museum in China. There are more than 1 000 000 art works in it.



Beihai Park

Beihai Park is one of the oldest Chinese gardens. Many water birds come to the lake and people enjoy a ride in little boats on the lake.



Assessment IV

A Listen and circle



1. A.



B.



C.



2. A.



B.



C.



3. A.



B.



C.



4. A.



B.



C.



B Listen and number



C Read and choose

<p>A. </p>	<p>1. I cleaned the room last Wednesday.</p>	<p>B. </p>
<p>A. </p>	<p>2. I played football last Friday.</p>	<p>B. </p>
<p>A. </p>	<p>3. I went to the forest with my parents yesterday.</p>	<p>B. </p>

D Read and answer

Last Saturday was Sports Day. It was a sunny day. There was a 200-metre race. Lingling and Lucy were in the race. They ran fast in the race. Lucy was first. Lingling was fifth. Mingming and Peter were in the high jump. They jumped high. Mingming was first. Peter was second. We were so excited.



1. When was the Sports Day? _____
2. What was the weather like? _____
3. Who were in the 200-metre race? _____
4. Who was second in the high jump? _____
5. How did the children feel? _____

E I can do it

Draw a 😊 if you can do it. Draw a ☹️ if you can't.

1. Ask your friend where he/she was yesterday.



2. Say who was first.



F I like to do it

Draw a 😊 if you like to do it. Draw a ☹️ if you don't.

1. Say where you went yesterday.



2. Sing the song *Where Were You*.



Let's Read More

Stories
from
Around
the
World



David and the Big, Bad Man

David's father takes care of a small town in Scotland. Everyone in the town is afraid of a big, bad man. He often comes to take food and animals from the people.

But David says, "Father, I'm not afraid of him. I will fight him."

One day, the big bad man comes again. How can David fight him? David is short and isn't very strong. The big man laughs at David. But, David is not afraid. He takes out some small stones. He throws a stone at him. The stone flies straight into the man's eye. He cannot see. He runs away. After that day, he never comes to David's town again.



▲ David throws a stone at him.

Activity

Tick ☒ the correct answer.

How does David fight the big man?

☐

He talks to the big man.

☐

He throws a stone into the man's eye.

☐

He laughs at the big man.

☐

He gives the big man some gifts.


Guess, Check
and Learn

take care of | fight | laugh at | throw a stone at

Let's Read More



Stories
from
Around
the
World




The Water Dragon of Mianshan

In the old days, the Yellow River was usually lack of water.

But people in Shanxi needed water. A young man, Ma Qiang, and his wife needed water, too. One day, a white bird flew to them. Then, the bird turned into an old man.

He said, "Go to Mianshan and find a big axe. Cut the mountain with it. Let the water dragon out. It will give water to the river again."

Ma Qiang and his wife walked to the high mountain. At Mianshan, they saw a big axe. They used all their strength to take the axe and cut the mountain. A water dragon flew out and straight into the Yellow River. People had water to drink and use. They were happy.



▲ The bird turns into an old man.

Activity

Put the sentences in the correct order.

A bird told Ma Qiang and his wife to find an axe.

There was no water in the Yellow River.

The water dragon flew out.

They cut the mountain with the axe.

☐
☐
☐
☐

Guess, Check
and Learn

be lack of | wife | turn into | axe | strength

Word List I

Unit 1

story	故事
listen to	听；倾听
interesting	有趣的
talk about	谈论；讨论
put on	上演；演出
play	戏剧；演出
great	好极了；太棒了
write about	写……；记述……

Unit 2

research	调查；研究
find	找到；发现
information	信息
study	学习；研究
think	想；思考
report	报告

Unit 3

kite	风筝
show	展示；给……看
paper	纸

bamboo	竹子
cut	切；削；剪
tie	系

Unit 4

here	在这里
Mrs	夫人；太太
take	把……带往
library	图书馆
throw	丢；扔
waste	废弃的；浪费的
floor	地板
road	道路
park	公园

Unit 5

March	三月
May	五月
International Children's Day	国际儿童节
June	六月
month	月

year	年
January	一月
February	二月
April	四月
July	七月
August	八月
September	九月
October	十月
November	十一月
December	十二月

Unit 6

Mother's Day	母亲节
favourite	最喜欢的
chocolate	巧克力
rose	玫瑰花
celebrate	庆祝
restaurant	餐馆

Unit 7

there	在那里
-------	-----

post office	邮局
near	在……附近
hometown	家乡
shop	商店
over there	在那里
cinema	电影院
around	在……周围
street	街道
shopping centre	购物中心
hotel	宾馆
bank	银行

Unit 8

way	道路；路线
straight	笔直地
along	沿着
crossing	十字路口
take	乘 (车/船/飞机等)
get off	下车
stop	停车站
get on	上车

hospital	医院
airport	机场
railway station	火车站

Unit 9

kind	亲切的；和蔼的
village	村庄
teach	教
interested	感兴趣的
active	活跃的
friendly	友好的
smart	聪明的
serious	严肃的

Unit 10

were	are的过去式
yesterday	昨天
was	is, am的过去式
sick	病的；有病的
better	更好的
last	最近过去的
work	工作

Unit 11

first	第一
sport	运动
metre	米
race	赛跑
second	第二
third	第三
fourth	第四
fifth	第五
sixth	第六
seventh	第七
eighth	第八
ninth	第九
tenth	第十

Unit 12

forest	森林
museum	博物馆
note	笔记
ask	提问；询问
question	问题

Word List II

(注: 黑体单词要求学生能听、说、认读; 白体单词只作听、说要求)

Unit			Page
A			
6	a box of	一盒	25
3	a piece of	一张; 一片	11
3	above	在……之上	11
9	active	活跃的	41
5	activity	活动	23
7	address	地址	36
8	airport	机场	38
8	along	沿着	37
5	April	四月	22
7	around	在……周围	33
2	ask	提问; 询问	7
7	at the end of	在……尽头	33
5	August	八月	22

B			
3	bamboo	竹子	9
7	bank	银行	34
10	better	更好的	49
5	blow	吹; 吹气	24
8	bookstore	书店	38
8	bus stop	公共汽车站	39
3	by	在……旁边	11

C			
7	café	咖啡馆	35
5	candle	蜡烛	24
6	celebrate	庆祝	25

Unit			Page
11	cheer	喝彩	53
6	chocolate	巧克力	25
7	cinema	电影院	33
8	crossing	十字路口	37
3	cut	切; 削; 剪	9

D			
5	December	十二月	22
4	don't=do not		17

E			
12	east	东边; 东边的	59
11	eighth	第八	54
1	email	电子邮件	3
11	everybody	每个人	53

F			
6	fan	扇子	27
9	farm	农场	43
4	favourite	最喜欢的	19
5	February	二月	22
5	fifth	第五	21
2	find	找到; 发现	5
3	first	第一; 首先	9
4	floor	地板	18
12	forest	森林	58
5	fourth	第四	21
9	friendly	友好的	42

Unit

Page

G

8	get off	下车	37
8	get on	上车	38
1	great	好极了; 太棒了	1

H

4	here	在这里	17
8	holiday	假日	39
7	hometown	家乡	33
8	hospital	医院	38
7	hotel	宾馆	34

I

6	idea	主意	27
6	I'll=I will		25
11	Indian	印度的	55
2	information	信息	5
8	inn	小旅馆	39
9	interested	感兴趣的	41
1	interesting	有趣的	1
5	International Children's Day	国际儿童节	21
11	item	(一)条; (一)项	55

J

5	January	一月	22
9	job	职业	44
11	joke	笑话	55
5	July	七月	22
5	June	六月	21

Unit

Page

K

9	kind	亲切的; 和蔼的	41
3	kite	风筝	9

L

10	last	最近过去的	50
3	lastly	最后	9
11	laugh	笑	55
8	learn	学; 学习	39
4	library	图书馆	17
9	life	生活; 生命	43
1	listen to	听; 倾听	1
6	lucky	幸运的; 好运气的	27

M

5	March	三月	21
5	May	五月	21
11	metre	米	53
5	month	月	22
6	Mother's Day	母亲节	25
7	movie	电影	33
4	Mrs	夫人; 太太	17
8	museum	博物馆	39

N

7	near	在……附近	33
3	need	需要	9
7	New York	纽约(美国)	35
3	next	接下来	9

Unit		Page
11	ninth	第九 54
12	note	笔记 58
5	November	十一月 22

O		
5	October	十月 22
5	on time	准时 23
7	over there	在那里 33

P		
3	paper	纸 9
4	park	公园 18
2	place	地方; 地点 7
5	plan	计划 23
1	play	戏剧; 演出 1
11	poem	诗歌 55
8	police station	警察局 39
11	position	位置 54
7	post office	邮局 33
9	primary school	小学 41
4	problem	问题 19
1	put on	上演; 演出 1

Q		
12	question	问题 58
9	quiet	安静的 44

R		
11	race	赛跑 53
8	railway station	火车站 38
11	ready	准备好的 53

Unit		Page
4	really	确实; 非常 19
2	report	报告 5
2	research	调查; 研究 5
6	restaurant	餐馆 26
11	result	结果 54
4	road	道路 18
4	roommate	室友 19
6	rose	玫瑰花 25
4	rule	规则 20
11	runner	跑步者; 赛跑者 53

S		
4	same	同样的 19
5	second	第二 24
5	September	九月 22
9	serious	严肃的 42
5	seventh	第七 22
7	shop	商店 33
7	shopping centre	购物中心 34
8	should	应该 37
3	show	展示; 给……看 9
10	sick	病的; 有病的 49
11	sixth	第六 54
9	smart	聪明的 42
7	something	某物; 某事 33
11	song	歌曲 55
11	sport	运动 53
8	stop	车站 37

Unit Page

1	story	故事	1
8	straight	笔直地	37
7	street	街道	33
3	string	线; 细绳	9
2	study	学习; 研究	5
4	subject	学科; 科目	19
8	supermarket	超市	39

T

4	take	把……带往; 乘(车/船/飞机等)	17
1	talk about	谈论; 讨论	1
9	teach	教	41
9	tell	告诉	43
11	tenth	第十	54
2	textbook	课本	7
10	the Great Wall	长城	51
10	the West Lake	西湖	51
8	theatre	剧院	39
1	there	在那里	4
2	think	想; 思考	5
11	third	第三	53
4	throw	丢; 扔	18
3	tie	系	9
5	tonight	今晚	23
3	try	尝试	11
3	turn	翻转	11

U

3	upside	上面	11
---	--------	----	----

Unit Page

V

9	village	村庄	41
----------	----------------	----	-----------

W

12	wait	等待	59
10	was	is, am的过去式	49
4	waste	废弃的; 浪费的	18
8	way	道路; 路线	37
1	week	星期	3
7	weekend	周末	35
10	were	are的过去式	49
10	west	西方; 西方的	51
3	why	为什么	11
2	wild	野生的	7
11	win	赢; 获胜	53
3	with	用……; 与……一起	9
1	word	词; 字	4
4	work	工作	20
1	write about	写……; 记述……	2
9	writer	作家	43

Y

5	year	年	22
10	yesterday	昨天	49

Structures



(注：蓝体单词为五级词汇)

Unit 1

What are we going to do today, Miss Li?

We're going to listen to interesting stories.



We're going to

listen to interesting stories.
read them.
talk about them.
write about them.
put on a play.

Unit 2

We're going to do some research.



What are we going to do?

We're going to

do some research.
read and find information.
collect pictures.
study and think.
write a report.

Structures

Unit 3

First, cut the bamboo.



First, cut the bamboo.

And then, cut the paper.

Next, draw a picture and paint it.

Lastly, glue the paper on the bamboo and tie a string to the kite.

Unit 4

Sh! Don't talk here.



Don't

talk in the library.

eat in class.

throw waste paper on the floor.

draw on the wall.

play football on the road.

pick flowers in the park.

Structures



Unit 5

When's your birthday?



My birthday is in March. It's on the fifth of March.

My birthday is

in March.
in May.

It's

on the fifth of March.
on the fourth of May.

Unit 6

Next Sunday is Mother's Day. What will you do for your mother, Lingling?



That's good.



I'll make a beautiful card for her. On the card I'll write "Happy Mother's Day".

I'll
My father and I will

make a beautiful card for her.
buy her a box of **chocolates**.
cook a **delicious** dinner.

Structures

Unit 7

Is there a park
near your school?

No, there isn't. But
there's a post office.



Is there

a park
a **post office**
a shopping **centre**
a **bank**
a **hotel**

near your school?
around here?
at the **end** of the street?

Yes, there is.
No, there isn't.

Unit 8

Excuse me, can you
show me the way to
the Xinhua Hotel?



Just go straight
along this road.

Can you **show** me the way to the

hotel?
hospital?
airport?
railway station?

You can

go **straight along** this **road**.
turn left at the second **crossing**.
take Bus No. 206.
get **off** at the third stop.

Structures



Unit 9

He's kind to children.



He's
He looks

kind.
friendly.
smart.
active.
serious.

Unit 10

Where were you
yesterday?



I was sick. I was
in bed at home.



Where were you


yesterday?
last week?

I was

at work.
at home.
in bed.
in hospital.

Structures

Unit 11



Amy was first. Lingling was second. Anne was third. We sang and cheered for them.

Who was

first?
second?
third?

Amy was first.
Lingling was second.
Anne was third.

Unit 12

Where did you go?



We went to the mountains.

Where
What

did you

go?
do?

We went to

the park.
the lake.
the forest.
the museum.

We

made notes.
took pictures.
asked questions.
listened to music.

Past Form / Full Form and Short Form

Verb The Third Person Singular Past Form

ask	asks	asked
begin	begins	began
come	comes	came
dance	dances	danced
do	does	did
go	goes	went
have	has	had
listen	listens	listened
love	loves	loved
make	makes	made
play	plays	played
read	reads	read
run	runs	ran
see	sees	saw
sing	sings	sang
take	takes	took
tell	tells	told
think	thinks	thought
want	wants	wanted

Full Form

I am
I have
I will
you are
you have
he is
she is
it is
it will

Short Form

I'm
I've
I'll
you're
you've
he's
she's
it's
it'll

Full Form

is not
are not
has not
have not
do not
does not
did not

Short Form

isn't
aren't
hasn't
haven't
don't
doesn't
didn't

Months of the Year

Full Form

January
February
March
April
May
June

Short Form

Jan.
Feb.
Mar.
Apr.
May
Jun.

Full Form

July
August
September
October
November
December

Short Form

Jul.
Aug.
Sept.
Oct.
Nov.
Dec.

Days of the Week

Full Form

Sunday
Monday
Tuesday
Wednesday

Short Form

Sun.
Mon.
Tue.
Wed.

Full Form

Thursday
Friday
Saturday

Short Form

Thur.
Fri.
Sat.

Countries of the World

Country	Capital	People	Place of Interest	
Australia	Canberra	Australian		Sydney Opera House
Canada	Ottawa	Canadian		Niagara Falls
China	Beijing	Chinese		the Great Wall
the United Kingdom	London	Briton		Buckingham Palace
Japan	Tokyo	Japanese		Mount Fuji
Singapore	Singapore	Singaporean		Sentosa
the United States of America	Washington D.C.	American		Statue of Liberty

Self-Assessment







































Very good!



OK!



Try hard!

Units	Results		
Unit 1	 ()	 ()	 ()
Unit 2	 ()	 ()	 ()
Unit 3	 ()	 ()	 ()
Unit 4	 ()	 ()	 ()
Unit 5	 ()	 ()	 ()
Unit 6	 ()	 ()	 ()
Unit 7	 ()	 ()	 ()
Unit 8	 ()	 ()	 ()
Unit 9	 ()	 ()	 ()
Unit 10	 ()	 ()	 ()
Unit 11	 ()	 ()	 ()
Unit 12	 ()	 ()	 ()