



义务教育教科书

英语

(一年级起点)

二年级上册



外语教学与研究出版社



义 务 教 育 教 科 书

英语

(一年级起点)

二年级 上册

主 编：陈 琳 Printha Ellis (英)

副主编：鲁子问



外语教学与研究出版社

FOREIGN LANGUAGE TEACHING AND RESEARCH PRESS

北京 BEIJING

Name (姓名): _____ Class (班级): _____ School (学校): _____

出版人：徐建忠
项目统筹：王 芳 Charlotte Liu (加)
项目策划：徐秀芝 申 蓓
项目负责：申 蓓 陈海燕 邢印姝 Mary-Jane Newton (德)
责任编辑：王 凡 蒋广宁
绘制设计：金 妮 张春玲

英语（一年级起点）
二年级上册 学生用书
主编：陈 琳 Printha Ellis (英)

基础教育出版分社：

地 址：北京市西三环北路19号 外研社大厦 基础教育出版分社（100089）
咨询电话：010-88819666（编辑部）/ 88819688（市场部）
传 真：010-88819422（编辑部）/ 88819423（市场部）
电子信箱：beed@fltrp.com
购书电话：010-88819928/9929/9930（邮购部）
购书传真：010-88819428（邮购部）





前 言

各位同学，你们好！欢迎大家学习本套英语教材！

2000年，外语教学与研究出版社与麦克米伦出版（中国）有限公司依据国家《义务教育 英语课程标准（实验稿）》共同组织开发了本套教材；作为我国第一套中小学“一条龙”英语教材，本套教材已出版使用十余年。2011年，基于新颁布的国家《义务教育 英语课程标准（2011年版）》，我们对教材进行了认真修订。

在修订后的小学教材中，我们为同学们保留了大家熟悉并喜爱的四个小伙伴——中国学生大明和玲玲、英国学生Sam和Amy，还增加了其他一些人物和小动物。他们会带领大家在一系列有趣的故事、对话、游戏、活动和歌曲中学习英语。

修订后的教材每册包括10个学习模块（Module）、一个复习模块（Review Module）、四个单词表、一个补充阅读（Reading for Pleasure）版块以及一个综合运用实践项目（Project）。每个学习模块分两个单元（Unit），一般情况下，第一单元呈现本模块所要学习的语言内容，第二单元提供若干任务型（Task-based）活动，包括一首歌曲、歌谣或韵句。学习模块的课文中呈现了一些语法内容，但不要求老师做理论的讲解，更不要求大家孤立地、脱离语境地掌握，只希望大家初步学会在恰当的语境中运用包含这些语法的句子。这一原则也希望老师在教学过程中以及家长在辅导孩子学习的时候注意。复习模块对前面10个模块所学的内容进行综合和融合性复习，使大家的语言知识和相应的语言技能得到进一步的巩固与提高。教材有四个单词表，包括：分模块按出现顺序收录的单词，按字母顺序收录的全书单词，歌曲、歌谣或韵句中出现的单词以及人名、地名。在歌曲、歌谣或韵句中出现的词，只要求理解，不要求学会运用。补充阅读为大家选用了篇幅短小、内容丰富、形式多样的材料。教材最后设计了一个综合运用实践项目，供同学们根据兴趣自由选择使用。

本套教材同时还配有对应的网络教材，可供同学们在线学习使用。

同学们，希望大家积极尝试，大胆实践，主动学做教材中的英语活动，努力学唱英语歌曲、歌谣和韵句。相信你们会在参与活动、完成的过程中体会到学习英语的乐趣，实现英语的灵活运用和自由交际。



Contents



Module 1

Unit 1 I like the ABC song.	2
Unit 2 I like football.	5

Module 2

Unit 1 I don't like meat.	8
Unit 2 I don't like ginger.	11

Module 3

Unit 1 Do you like bananas?	14
Unit 2 Do they like apples?	17

Module 4

Unit 1 Sam likes T-shirts.	20
Unit 2 He doesn't like these trousers.	23

Module 5

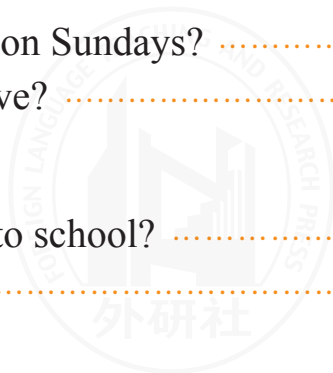
Unit 1 At 7, I get up.	26
Unit 2 I go home at 5.	29

Module 6

Unit 1 What do you do on Sundays?	32
Unit 2 Where do you live?	35

Module 7

Unit 1 How do you go to school?	38
Unit 2 I go by train.	41



Module 8

Unit 1 She goes swimming. 44

Unit 2 Does he play the piano? 47

Module 9

Unit 1 It's winter. 50

Unit 2 What does he do in summer? 53

Module 10

Unit 1 Happy New Year! 56

Unit 2 We have Christmas. 59

Review Module

Unit 1 62

Unit 2 64

Words and Expressions in Each Module 66

Word List 68

Words in Songs and Chants 71

Places 71

Reading for Pleasure 72

Little Red Riding Hood

Project 74

Alphabet Collage





Module 1



Unit 1 I like the ABC song.

1 Listen, point and say. 



2 Listen, point and find "a, b, c". 



I like the ABC song.
It's my favourite song.


Aa  

Bb

Cc

Dd 

Ee

Ff 



Zz

Module 1

Unit 1

Gg Hh Ii Jj

Kk Ll Mm Nn

Oo Pp Qq Rr

Ss Tt Uu Vv

Ww Xx Yy Zz

Module 1


Unit 1

3 Listen and say.

I like the ABC song.
It's my favourite song.



4 Practise.




Module 1



Unit 2 I like football.

1 Listen, point and say.



2 Listen and say.



Module 1

Unit 2

3 Listen, number and say.



4 Listen and say. Then chant.



What do you like?
What do you like?

I like your bike.
I like your kite.

Let's ride my bike.
Let's fly my kite.




5 Sing and point.

Sing the ABC song and point to the letters.



6 Do and say.





Module 2




Unit 1 I don't like meat.

1 Listen, point and say.


I like meat.

I like meat, too.



I like noodles.

I like noodles, too.




2 Listen, point and find "I don't like..."




Noodles for you, Tom.

No, no, no! I don't like noodles.



Module 2

Unit 1




Module 2

Unit 1

3 Listen and say.



I don't like noodles.



I don't like meat.



4 Practise.



meat



noodles



rice



sweets

I don't like meat.



I like meat.




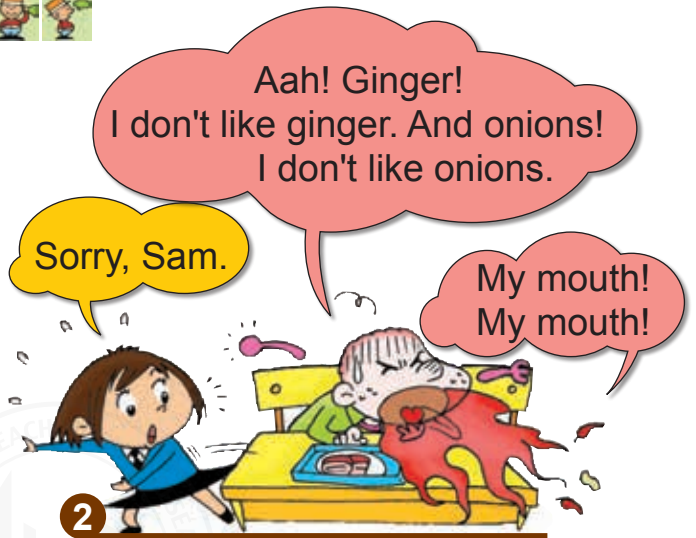



Unit 2 I don't like ginger.

1 Listen and chant.



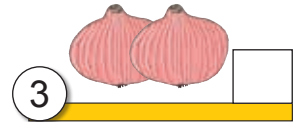

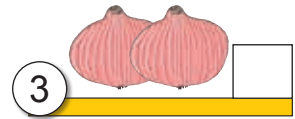

2 Listen and say.



Module 2

Unit 2

3 Listen and draw ✓ or ✗.



4 Listen and say. Then chant.



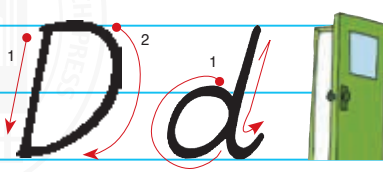
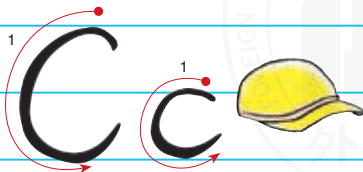
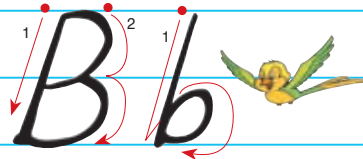

A is for **a**pple.

B is for **b**at.

C is for **c**ar.

D is for **d**uck and for **d**og.

5 Listen, repeat and trace the letters.



6 Throw and say.

I like... / I don't like...



✓	✗	✓	✓
✗	✗	✓	✓
✓	✓	✗	✗
✗	✗	✓	✓

7 Do and say.



I don't like meat.
I don't like noodles.
I like rice.

Some rice for you.

Thank you.




Module 3



Unit 1 Do you like bananas?

1 Listen, point and say.




2 Listen, point and find "Do you like...?"





Module 3

Unit 1



Module 3

Unit 1

3 Listen and say.




A: Do you like milk?
B: Yes, I do.



A: Do you like oranges?
B: No, I don't.



4 Practise.



Do you like
bananas?

Yes, I do.





Unit 2 Do they like apples?

1 Listen and chant.

They like apples.
They like rice.
They like meat.
It's very, very nice.



2 Listen and say.

Do they like apples?

Yes, they do.
Pigs like everything.




Yes, they do.

Do they like oranges?



They like noodles and bananas and tomatoes and...

Yes. And they really like rice. It's their favourite.



Mm! Rice is nice. It's my favourite, too.




All together?



Module 3

Unit 2

3 Listen and draw ✓ or ✗. 



4 Listen and say. Then chant. 



E is for elephant.



F is for frog.




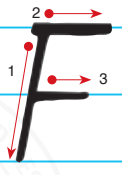
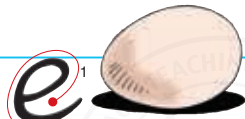
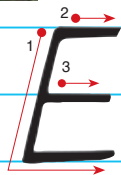
G is for girl.



The girl likes the frog.



5 Listen, repeat and trace the letters. 




6 Guess, ask and answer.



7 Ask and answer. Then do.



Make a lunch menu.




Module 4



Unit 1 Sam likes T-shirts.

1 Listen and chant.

He likes football.
He likes football.
He likes football.
They like it all!



2 Listen, point and find "likes".





Module 4

Unit 1

Look, a dress.

Amy likes dresses.



Amy, here's a dress for you.

Thank you, Dad. But it's too small.

Ha ha...



Amy, look at this one!



Amy likes this dress.



Module 4

Unit 1

3 Listen and say.



Sam likes T-shirts.
He likes this T-shirt.



Amy likes dresses.
She likes this dress.

4 Practise.





He likes this blue T-shirt.
She likes...






Unit 2 He doesn't like these trousers.

1 Listen, point and say.

<p>He doesn't like the yellow T-shirt.</p>		<p>He doesn't like the red T-shirt.</p>	
	<p>He doesn't like the blue T-shirt.</p>		<p>He likes the yellow, blue and red T-shirt.</p>

2 Listen and say.



Sam's at a party.
He doesn't like it. He doesn't like these clothes.
He doesn't like these trousers. He doesn't like this shirt. And he doesn't like these shoes.

Module 4

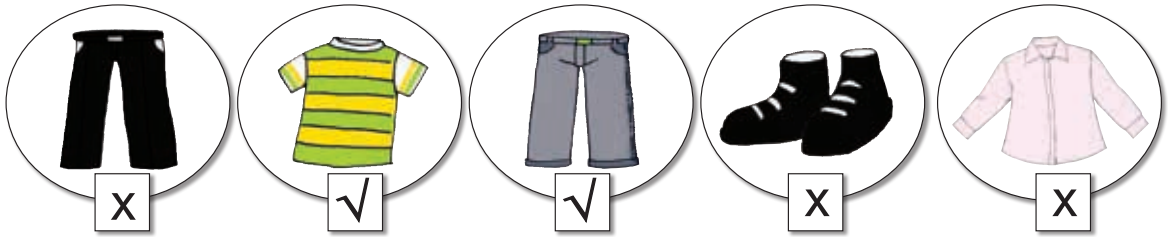
Unit 2

3 Point and say.

About Sam.

He likes this/these...

He doesn't like this/these...



4 Listen and say. Then chant.

H is for **h**ead

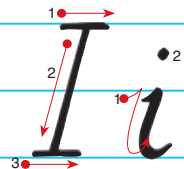
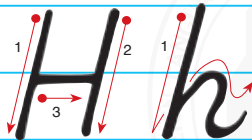
and for **h**at.

I is for **i**ce

on your **h**ead.



5 Listen, repeat and trace the letters.





6 Follow and say.

I like blue dresses.

She likes blue dresses and I like yellow T-shirts.

She likes blue dresses, he likes yellow T-shirts, and I like...



7 Do and say.





Module 5



Unit 1 At 7, I get up.

1 Listen, point and say. 



2 Listen, point and find "get up, go, have, play". 





Module 5

Unit 1



Module 5

Unit 1

3 Listen and say.



At 7, I get up.



At 8, I go to school.



At 12, I have lunch.

4 Practise.



Module 5




Unit 2 I go home at 5.

1 Listen, point and say.




2 Listen and say.



Module 5

Unit 2

3 Listen and number.



4 Listen and say. Then chant.



J is for jug.

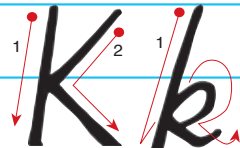
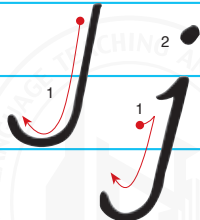



K is for kite.



Let's fly my kite.

5 Listen, repeat and trace the letters.



6 Act and say.



7 Do and say.





Module 6



Unit 1 What do you do on Sundays?

1 Listen, point and say.



2 Listen, point and find "what".






Module 6

Unit 1

3 Listen and say.



A: What do you do on Sundays?

B: I play football.

A: Where do you play football?

B: I play at the park.

4 Practise.





Unit 2 Where do you live?

1 Listen and chant.

Boy, boy!
Where do you live?
I live in Shanghai.

Moon, moon!
Where do you live?
I live in the sky.



2 Listen and say.

- Hi. My name is Tingting. I like swimming and basketball.
- I live in Beijing. Beijing is a very big city. I go to Qianmen School.
- Where do you live? Is it a big city? What school do you go to?
-
- Tingting



Module 6

Unit 2

3 Draw and say.

About you.

- 1) My name is... 2) I like... and... 3) I live in... 4) I go to...



4 Listen and say. Then chant.

L is for lion. 

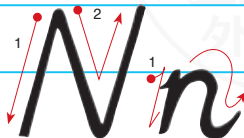
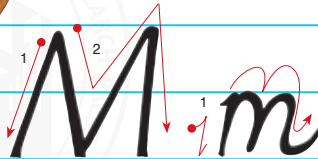
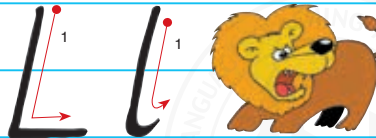
M is for monkey. 

N is for nose 

and for noodles. 



5 Listen, repeat and trace the letters.



6 Make your team.



7 Do and say.




Module 7




Unit 1 How do you go to school?

1 Listen, point and say.




2 Listen, point and find "how".





Module 7

Unit 1



Module 7

Unit 1

3 Listen and say.



4 Practise.




About you.

by bike

by car

by bus



walk





Unit 2 I go by train.

1 Listen and chant.




2 Listen and say.



Module 7

Unit 2

3 Listen and match.



1



2



3



4



4 Listen and say. Then chant.



is for orange.




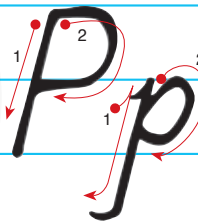
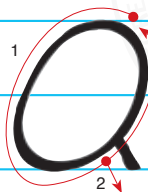
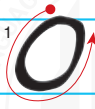
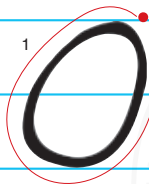
is for park.



is for queen. The queen is in the car.



5 Listen, repeat and trace the letters.



6 Look and say.



zoo



farm



school



Beijing



Shanghai



Dalian

by plane

by train

by ship

by bus

by car

Do you go to Beijing by train?

Do you go by plane?

Yes, I do.

No, I don't.

7 Ask and answer.

Do a survey about your classmates.



How do you go to school?

I walk to school.



Module 8



Unit 1 She goes swimming.

1 Listen, point and say.



2 Listen, point and find "goes, watches, reads".






3 Listen and say.



At the weekend, I play football and I watch TV.



She goes swimming. She watches TV and she reads books.



4 Practise.



He/She... at the weekend.



reads

plays

goes


watches





Unit 2 Does he play the piano?

1 Listen, point and say.



2 Listen and say.



Module 8

Unit 2


3 Point, ask and answer.



About Mengmeng.

A: Does she play the drums?


B: Yes, she does.



4 Listen and say. Then chant.

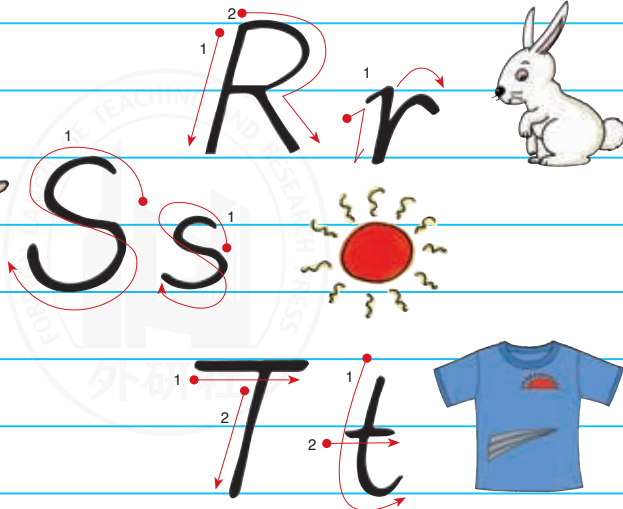


R is for rabbit. 

S is for snake. 

T is for turtle.  The turtle is on the train.

5 Listen, repeat and trace the letters.




6 Do, ask and answer.



Weekend activities.

A: Does he/she...? **B:** Yes, he/she does. / No, he/she doesn't.



7 Do, ask and answer.



A picture show.

Wang Xin plays basketball at the weekend.

Does he play football?

No, he doesn't. Xiaozhou plays football at the weekend.



Module 9



Unit 1 It's winter.


1 Listen and chant.



I fly kites in spring.
I go swimming in summer.
I play football in autumn.
I go skating in winter.



2 Listen, point and find "spring, summer, autumn, winter".



It's spring. It's warm.
We wear jackets.
We don't wear T-shirts.





Module 9

Unit 1



It's summer. It's hot.
 We wear T-shirts and
 sunglasses.
 We don't wear jackets.



It's autumn. It's cool.
 We wear sweaters.
 We don't wear gloves.



It's winter. It's cold.
 We wear coats and
 gloves.
 We don't wear shirts.

Module 9

Unit 1

3 Listen and say.



4 Practise.

Say and guess the season.



spring summer autumn winter

We wear sweaters.

It's autumn.




Unit 2 What does he do in summer?

1 Listen, point and say.



2 Listen and say.



3 Ask and answer.



4 Listen and say. Then chant.




U is for umbrella.

V is for violin.

W is for window.

The window is open.

5 Listen, repeat and trace the letters.



6 Do and say.



7 Do, ask and answer.





Module 10



Unit 1 Happy New Year!

1 Listen and enjoy.



Happy New Year! Happy New Year!
Happy New Year to you all...

2 Listen, point and find "Happy New Year!"





Module 10


Unit 1

What are these?

They're dumplings. We eat dumplings at Chinese New Year.



Mm. I like dumplings!



Are these for my hair?

No, they're not. They're firecrackers!



We have firecrackers at Chinese New Year!

Aah! Happy New Year!



3 Listen and say.



4 Practise.



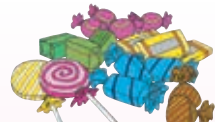
TV



dumplings



presents



sweets





Unit 2 We have Christmas.

1 Listen and enjoy.

WE WISH YOU A HAPPY CHRISTMAS

We wish you
a happy Christmas.
We wish you
a happy Christmas.
We wish you
a happy Christmas
and a happy New Year!



2 Listen and say.

In the UK,
we have Christmas.
Christmas is in winter.
We have Christmas trees and
Christmas presents. We have
a big dinner and sing songs.



Module 10

Unit 2

3 Listen and tick.



It's Christmas.

1	2	3

4 Listen and say. Then chant.




X is for X-ray.

Y is for yellow.

Z is for zebra, a zebra in the zoo.

5 Listen, repeat and trace the letters.



Tracing practice on a four-line grid:

- Uppercase X: Two strokes (1: top-left to bottom-right, 2: top-right to bottom-left).
- Lowercase x: Two strokes (1: top-left to bottom-right, 2: top-right to bottom-left).
- X-ray image.
- Uppercase Y: Two strokes (1: top-left to bottom, 2: top-right to bottom).
- Lowercase y: Two strokes (1: top-left to bottom, 2: top-right to bottom with a tail).
- Zoo image.
- Uppercase Z: Three strokes (1: top horizontal, 2: diagonal down, 3: bottom horizontal).
- Lowercase z: Three strokes (1: top horizontal, 2: diagonal down, 3: bottom horizontal).
- Yellow egg image.

6 Choose and say.



7 Do and say.







Review Module



Unit 1

1 Guess the letter.







2 Ask and answer. Then draw 😊 or ☹️.



About you.

A: Do you like dumplings?

B: Yes, I do. / No, I don't.



3 Point and say.

I get up at 7.



4 Listen and tick.

What do they do on Sundays?



Amy				
Sam				
Daming				
Lingling				

Review Module










Unit 2

1 Listen and point. Then point and say. 



What does Fangfang do at the weekend?








plays	watches	reads
		
plays	goes	listens to
		

2 Do a survey. 



How do you go to school?

Name					

3 Do and say.





















About Amy.

A: Does Amy like...?

B: Yes, she does. / No, she doesn't.



Start

 ✓	 ✗	 ✓	 ✗		
 ✗	 ✗	 ✓	 ✓	 ✓	
 ✓	 ✓	 ✗	 ✓	 ✓	 ✗
 ✓	 ✗	 ✗	 ✓	 ✓	

Finish

Words and Expressions in Each Module

Module 1

song 歌曲

come on 加油; 快点

team 球队, 运动队

Module 2

meat 肉

noodles (常复) 面条

rice 米饭

sweets (常复) 糖果

children (child的复数) 孩子们

*ginger 姜

nice 好的

mm 嗯

*onion 洋葱

ice cream 冰淇淋

Module 3

banana 香蕉

apple 苹果

milk 奶, 牛奶

orange 柑橘, 橙

fruit 水果

*milkshake 奶昔

Here you are. 给你。

everything 每件事, 所有事物

tomato 番茄, 西红柿

really 很, 非常

their 他(她/它)们的

favourite 最喜欢的事物

Module 4

T-shirt T恤衫

here's = here is 这是

hm 嗯, 唔

dress 连衣裙

too 太……

one 一个

doesn't = does not 不

trousers 裤子

party 聚会

Module 5

get up 起床

*poster 海报, 招贴画

go to school 去上学

have 吃, 喝

lunch 午餐

have lunch 吃午餐

home 家

go home 回家

watch 观看

TV 电视; 电视机

watch TV 看电视

Module 6

on 在……的时候

Sunday 星期日

park 公园

great 太好了, 好极了

*goal 进球, 得分

hooray (表示激动与高兴的
呼喊声) 好, 好哇

live 居住

moon 月亮

sky 天, 天空

city 城市

Module 7

how 怎样, 如何
train 火车
chug (发动机) 发出咔嚓声
bus 公共汽车
beep (汽车喇叭) 嘟嘟声
by 乘, 坐 (交通工具)
walk 步行
How about...? ……怎么样?
goes (go的第三人称单数形式) 去
work 工作地点; 工作
 go to work 去上班
bike 自行车
with 与……在一起; 同; 跟; 和
run 跑, 奔跑
holiday 假期
 on holiday 度假
then 然后
ship 轮船
plane 飞机
love 喜爱

Module 8

watches (watch的第三人称单数形式) 观看
weekend 周末
read 阅读
come 来
play 演奏 (乐器)
*piano 钢琴
music 音乐
listen 听
 listen to... 听……
*CD 激光唱片
*drum 鼓


Module 9

winter 冬天
fly 放飞 (风筝)
in 在……期间, 在……时候
spring 春天
summer 夏天
autumn 秋天
skating 滑冰
 go skating 去滑冰
warm 温暖的
wear 穿, 戴
jacket 夹克, 短上衣
*sunglasses 太阳镜
cool 凉爽的; 酷的
sweater 毛线衫
glove 手套
cold 寒冷的
coat 外套

Module 10

year 年, 年份
 Happy New Year! 新年快乐!
come in 进来
present 礼物
dumpling 水饺
eat 吃
Chinese 中国的
hair 头发
*firecracker 鞭炮, 爆竹
have 有
Christmas 圣诞节
wish 祝, 祝愿
dinner 正餐, 主餐

(注: 黑体词为义务教育英语课程标准二级词汇, 标有*的词为五级词汇表外的词汇)



Word List

Aa

apple 苹果
autumn 秋天

Bb

banana 香蕉
beep (汽车喇叭) 嘟嘟声
bike 自行车
bus 公共汽车
by 乘, 坐 (交通工具)

Cc

*CD 激光唱片
children (child的复数) 孩子们
Chinese 中国的
Christmas 圣诞节
chug (发动机) 发出咔嚓声
city 城市
coat 外套
cold 寒冷的
come 来
come in 进来
come on 加油; 快点
cool 凉爽的; 酷的

Dd

dinner 正餐, 主餐

doesn't = does not 不
dress 连衣裙
*drum 鼓
dumpling 水饺

Ee

eat 吃
everything 每件事, 所有事物

Ff

favourite 最喜欢的事物
*firecracker 鞭炮, 爆竹
fly 放飞 (风筝)
fruit 水果

Gg

get up 起床
*ginger 姜
glove 手套
go to school 去上学
*goal 进球, 得分
goes (go的第三人称单数形式) 去
great 太好了, 好极了

Hh

hair 头发
have 吃, 喝; 有



have lunch 吃午餐

Here you are. 给你。

here's = here is 这是

hm 嗯, 唔

holiday 假期

on holiday 度假

home 家

go home 回家

hooray (表示激动与高兴的呼喊声)

好, 好哇

how 怎样, 如何

How about...? ……怎么样?

Ii

ice cream 冰淇淋

in 在……期间, 在……时候

Jj

jacket 夹克, 短上衣

Ll

listen 听

listen to... 听……

live 居住

love 喜爱

lunch 午餐

Mm

meat 肉

milk 奶, 牛奶

*milkshake 奶昔

mm 唔

moon 月亮

music 音乐

Nn

nice 好的

noodles (常复) 面条

Oo

on 在……的时候

one 一个

*onion 洋葱

orange 柑橘, 橙

Pp

park 公园

party 聚会

*piano 钢琴

plane 飞机

play 演奏(乐器)

*poster 海报, 招贴画

present 礼物

Rr

read 阅读

really 很, 非常

rice 米饭

run 跑, 奔跑



Ss

ship 轮船

skating 滑冰

go skating 去滑冰

sky 天, 天空

song 歌曲

spring 春天

summer 夏天

Sunday 星期日

*sunglasses 太阳镜

sweater 毛线衫

sweets (常复) 糖果

Tt

team 球队, 运动队

their 他(她/它)们的

then 然后

tomato 番茄, 西红柿

too 太……

train 火车

trousers 裤子

T-shirt T恤衫

TV 电视; 电视机

Ww

walk 步行

warm 温暖的

watch 观看

watch TV 看电视

watches (watch的第三人称单数形式) 观看

wear 穿, 戴

weekend 周末

winter 冬天

wish 祝, 祝愿

with 与……在一起; 同; 跟; 和


work 工作地点; 工作

go to work 去上班

Yy

year 年, 年份

Happy New Year! 新年快乐!



Words in Songs and Chants

bat 球棒

frog 青蛙

ice 冰

jug 罐, 壶

open 敞开的

queen 女王, 王后

rabbit 兔子

ride 骑(自行车)

turtle 乌龟

umbrella 雨伞

violin 小提琴

X-ray X射线, X光


zebra 斑马

Places

China 中国

Harbin 哈尔滨

UK 英国



Reading for Pleasure



Little Red Riding Hood





Reading for Pleasure



Word List

Little Red Riding Hood 小红帽

wolf 狼

Project



Alphabet Collage

- 1 Cut out pictures and letters. 















- 2 Stick them on the card. 



Project

3 Make an alphabet collage. 

Aa	Bb	Cc	Dd	Ee	Ff
					
Gg	Hh	Ii	Jj	Kk	Ll
					

4 Talk about the collage. 

图例对照说明



act/choose/do/enjoy/
make/practise/throw



answer



ask



chant



cut



draw/tick/
trace



find



follow/
repeat



guess



listen



look



match



number



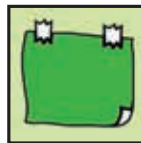
point



say/talk



sing



stick



后记

既名为“后记”，一般应该是本教材使用完毕后才看到的吧。

那么，同学们，你们喜欢这套教材吗？大明、玲玲以及他们的小伙伴们是否让你们喜爱上了英语，并且帮助你们掌握了一定的英语运用能力呢？如果是这样，那就太好啦！希望你们在以后的英语学习中继续大胆地开口说英语——课上说、课下说；继续积极地参与各项语言活动。一句话，你们要尽量主动使用英语来表达意思和做事情，这样才能把英语学好。

可敬的老师们，感谢你们的辛勤劳动，以及你们为国家英语课程改革付出的努力和做出的贡献。在修订本套教材的过程中，我们也充分考虑了英语课程改革以及一线教学的需求。修订后的教材更加突出了英语课程工具性和人文性的统一，优化了各册的结构设计和内容安排，以使教学脉络更加清晰、梯度更加合理。

为了在最大程度上保证教材与课程标准的契合，便于一线教学使用，所有参与本套教材编写的人员均付出了艰辛的努力。在此我想特别感谢我的编写团队，没有他们的努力与付出，就没有本教材的问世。

本册教材的主要编写人员如下（中方编写人员按姓氏笔画排序）：

Naomi Simmons（英） Carlos Barcenas（英）

于业宏 王馨悦 孙泓 张琦 樊波

你们的

二〇一二年春日





New Standard English



绿色印刷产品

