



全国优秀教材一等奖

义务教育教科书

英语

(三年级起点)

三年级

上册



人民教育出版社

义务教育教科书

英语

(PEP)

(三年级起点)

三年级

上册

(中 国) 人民教育出版社 课程教材研究所
英语课程教材研究开发中心 编著
(加 拿 大) 灵 通 教 育 有 限 公 司

人教版®

人民教育出版社

· 北京 ·

Copyright © 2012 by People's Education Press Ltd. and Lingo Learning Inc.

No part of this publication may be reproduced or transmitted in any form or by any means, without permission in writing from the publisher.

版权共有，未经出版社书面同意，任何人不得以任何形式或方式复制或转换本作品的任何部分。

主 编：吴欣 Larry Swartz Beth Levy

副 主 编：曹洁

主要编写人员：周佳 马剑辉 刘荔芳 龚亚夫 吴悦心 Fraser Bewick

责任编辑：周佳

版面设计：刘欣 焦洁

插 图：焦洁（含封面） 葛南 陈露茜 刘欣

义务教育教科书 英语（三年级起点） 三年级 上册

（中 国）人民教育出版社 课程教材研究所

英语课程教材研究开发中心 编著

（加拿大）灵 通 教 育 有 限 公 司

出 版 人民教育出版社

（北京市海淀区中关村南大街17号院1号楼 邮编：100081）

网 址 <http://www.pep.com.cn>

人 教 版[®]

版权所有·未经许可不得采用任何方式擅自复制或使本产品任何部分·违者必究

如发现内容质量问题，请登录中小学教材意见反馈平台：jcyjfk.pep.com.cn

如发现印、装质量问题，影响阅读，请与×××联系调换。电话：×××



致同学

亲爱的同学们：

你们好！欢迎你们来到英语学习的世界。

在这里你们将认识几个新朋友：中国学生吴斌斌和陈杰，外国学生Mike、John和Sarah，还有粗心大意的大熊Zoom和活泼聪明的小松鼠Zip。你们会一起学习英语，一起长大。

这本书为你们准备了许多有趣的对话、故事、歌曲，还有你们喜欢的游戏、活动。你们会发现原来学英语是一件很开心的事，你们会认识很多单词，能读懂英语小故事，能学会用英语和别人交谈，还能学会唱许多的英语歌曲和歌谣……

在刚开始学英语的时候，你们可能听不懂也说不好，别着急，这没关系。你们上课要认真听讲，多模仿录音，要努力学唱英语歌曲、歌谣，还要积极参加英语活动，这样你们很快就能开口说英语了。要记住：别害羞，别放弃，大胆地说，大声地唱！

亲爱的同学们，愿你们和书里的小主人公成为好朋友，一起度过这快乐美好的学习时光。

编者
2012年5月



CONTENTS



- 2** Unit 1 Hello!
- 12** Unit 2 Colours
- 22** Unit 3 Look at me!
- 32** Recycle 1
- 36** Unit 4 We love animals
- 46** Unit 5 Let's eat!
- 56** Unit 6 Happy birthday!
- 66** Recycle 2
- 70** Appendix 1: Words in each unit
- 72** Appendix 2: Vocabulary
- 74** Appendix 3: Useful expressions







Unit One

Hello! I'm Zoom.

Hello, I'm Mike.

Hi, I'm Wu Binbin.



Hello!



Hi! My name's Zip.

Goodbye!

Bye, Miss White!

Hello, I'm Chen Jie.
What's your name?

My name's Sarah.



Let's talk



Hello, I'm Miss White.

Hello, I'm Wu Binbin.

Hi, I'm Sarah.



Let's play



Hello, I'm Liu Xin.

Hi, I'm John.



Let's learn

ruler

I have a ruler.

I have an eraser.

eraser

pencil

crayon



Let's chant

I have a  . Me too!

I have a  . Me too!

I have a  . Me too!

I have an  . Me too!



Let's sing

A B C song

Aa-Bb-Cc-Dd-Ee-Ff-Gg, Hh-Ii-Jj-Kk-Ll-Mm-Nn,

Oo-Pp-Qq, Rr-Ss-Tt, Uu-Vv-Ww-Xx-Yy-Zz.

Xx-Yy-Zz, now you see, I can say my ABCs.

Let's find out



B



Let's talk

Hello, I'm Mike.
What's your name?

My name's John.



Goodbye!

Bye,
Miss White.



Let's play

What's your name?

My name's Lily.





Let's learn

bag

pen

pencil box

book



Oh, no!

Zoom! Your bag!



Let's do



Open your pencil box.



Show me your pen.



Close your book.



Carry your bag.




Start to read

Circle the same letters.




Read and count.





Let's check

Listen and number. 



Look and match.



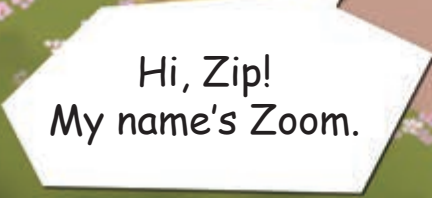
Let's sing

Hello!

Hello, Sarah! Do, oh, do. Hello, John! Do, oh, do.
Hello, Mike! Do, oh, do. Hello! Hello! Hello!



Story time



Unit Two



Let's paint!



Good afternoon, Binbin.



Good afternoon.

Colours

OK!

Dad, this is Mr Jones.

Nice to meet you.

Nice to meet you, too.



Let's talk

Mr Jones,
this is Miss Green.

Good morning,
Miss Green.

Good morning.



Draw and say

This is Miss Green.

This is Mr Jones.





Let's learn



I see green.

I see red.



red



yellow



green



blue



Let's do

Show me green.

Show me red.

Show me blue.

Show me yellow.






Letters and sounds

Listen, repeat and chant. 

ant
apple
book
bag
cat
crayon
dog
duck

Listen and circle. 



b



c

d



b

c



c

b



d

b

Write and say.

A *a* *B* *b* *C* *c* *D* *d*

Aa Bb Cc Dd Ee Ff Gg Hh Ii Jj Kk Ll Mm Nn Oo Pp Qq Rr Ss Tt Uu Vv Ww Xx Yy Zz

B



Let's talk



Hi, Mum.
This is Wu Binbin.


Good afternoon,
Wu Binbin.

Good afternoon.
Nice to meet you.

Nice to meet you, too.



Let's play



Good afternoon,
Chen Jie. This is Zoom.

Hello, Zoom! This is Zip.
Nice to meet you.

Nice to meet you, too.



Let's learn



OK!

Colour it brown!



black



white



orange



brown



Let's do



Black, black.
Stand up.



Orange, orange.
Sit down.



White, white.
Touch the ground.



Brown, brown.
Turn around.



Start to read

Find and say.

I see C, a, D ...





Read and tick (✓).



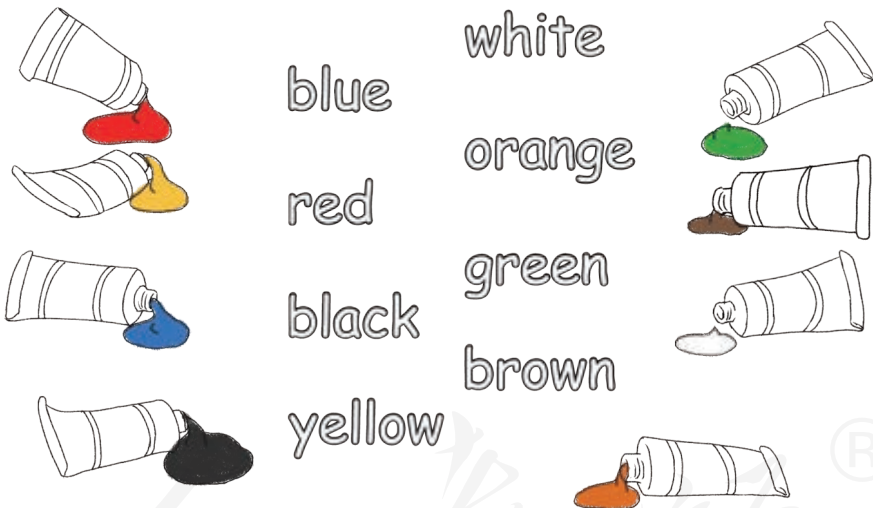


Let's check

Listen and tick (✓) or cross (×). 



Match and colour.



Let's sing

Colour song

Red and yellow and pink and green,
 Purple and orange and blue.
 I can sing a rainbow, sing a rainbow,
 Sing a rainbow now.





Story time

1

Good morning, Zoom.

Good morning, Zip.

How are you?

Fine, thank you.

2

Wow! Flowers!

3

4

A red flower.
A yellow flower.
A blue flower...

5

Zip, look!

6

Zoom, look!

Unit Three

A brown bear wearing a yellow party hat is hanging from a yellow rope on the left side of the stage.

Let's play!

A clown with red hair, a top hat, and a red bow tie stands on the right. A clownette with blue hair, a crown, and a purple dress with yellow triangles stands on the left. They are on a stage with purple curtains and yellow stars.

How are you?

I'm fine, thank you.

Look at me!

OK.

How are you?

Look at my nose!

Very well, thanks.



Let's talk



Good morning.

Good morning.

How are you?

I'm fine, thank you. Let's go to school!

OK!



Let's play



Hello! Hello!

How are you?





Let's learn



Let's do





Letters and sounds

Listen, repeat and chant. 



Listen and circle. 



g d

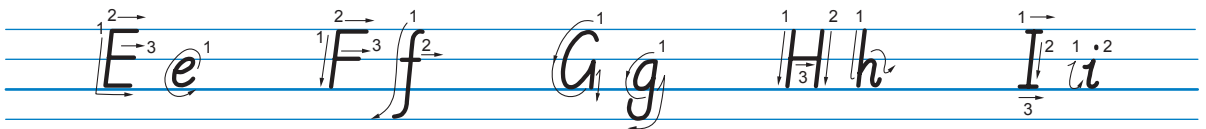
c h

r f

a e

i a

Write and say.



Aa Bb Cc Dd **Ee Ff Gg Hh Ii** Jj Kk Ll Mm Nn Oo Pp Qq Rr Ss Tt Uu Vv Ww Xx Yy Zz

B



Let's talk

Hi, Mike!
How are you?

Very well, thanks.

Let's make a puppet!

Great!



Let's play

Hi, John!
How are you?

I'm fine,
thank you.

Hi, Mike!
How are you?

Very well,
thanks.



Hi, Chen Jie!
How are you?



I'm fine.





Let's learn



Let's do

Clap your hands.



Touch your head.



Wave your arms.



Shake your legs.



Shake your body.



Stamp your foot.






Start to read

Find and say.

I see E, i ...



Read and count.



body

hand

nose

ear

mouth

leg

nose

leg

hand

mouth

body

ear

foot

arm

eye

mouth

body



arm

1



ear



hand



mouth



nose



leg



eye




body



foot



Let's check

Listen and number. 



Look and match.



Let's sing

Head and shoulders, knees and toes

Head and shoulders, knees and toes, knees and toes.

Head and shoulders, knees and toes, knees and toes.

Eyes and ears and mouth and nose.

Head and shoulders, knees and toes, knees and toes.



Story time

Let's make a puppet.



Recycle 1

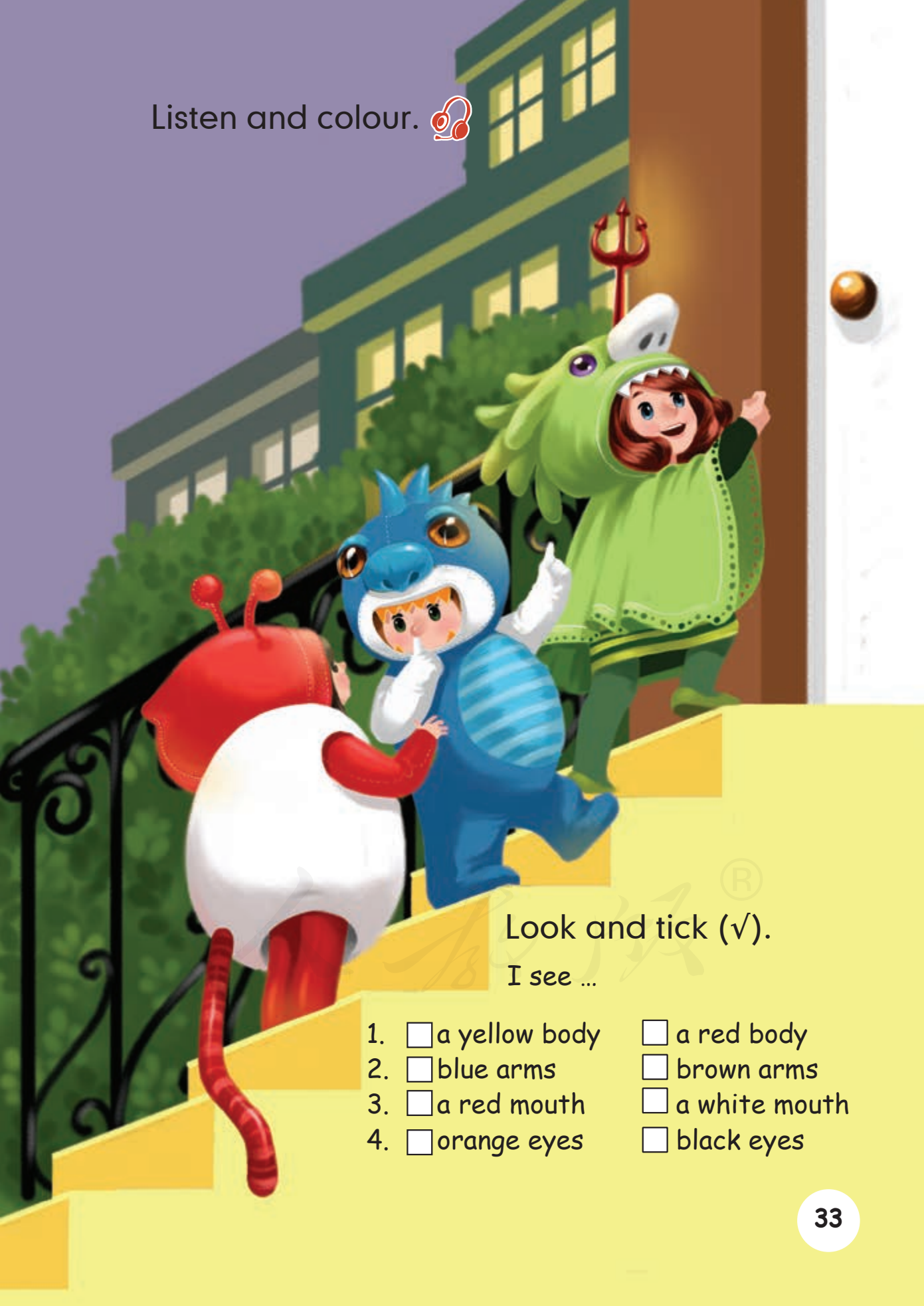
Read aloud. 



Can you act it out?



Listen and colour. 









Look and tick (✓).

I see ...

- | | |
|---|--|
| 1. <input type="checkbox"/> a yellow body | <input type="checkbox"/> a red body |
| 2. <input type="checkbox"/> blue arms | <input type="checkbox"/> brown arms |
| 3. <input type="checkbox"/> a red mouth | <input type="checkbox"/> a white mouth |
| 4. <input type="checkbox"/> orange eyes | <input type="checkbox"/> black eyes |

Match, write and read aloud.



Sing a song. 

How are you?

Hello, Mike. Hello, Chen Jie. Hello, hello! How are you?
This is Mary. This is Willy. Nice to meet you. How are you?
I'm fine. I'm fine. Thank you, thank you very much.
I'm fine. I'm fine. Thank you, thank you very much.




Look, a panda!

Unit Four

What's that?

It's an elephant.

Cool! I like it.



We love animals




Look, Zoom!



What's this?

It's a bear.





Let's talk



What's this?

What's this?

It's a duck.

It's a dog.



What's this?

Oh, no!
It's a bear!



Oh, it's Zoom!



Let's play

Quack! Quack!

Woof! Woof!



What's this?

It's a duck.


What's this?

It's a dog.





Let's learn



Let's chant



Look at the cat. It is fat.



Look at the pig. It is big.



Look at the dog. It's on the log.



Look at the duck. It's in the truck.



Look at the bear. It's on the pear.



Letters and sounds

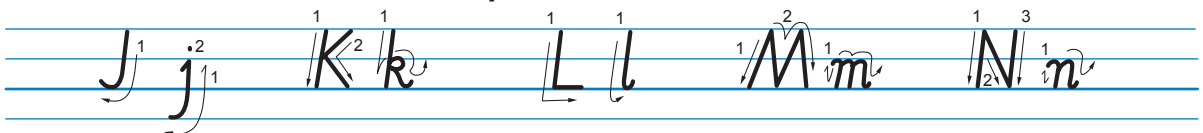
Listen, repeat and chant. 



Listen and circle. 



Write and say.



Aa Bb Cc Dd Ee Ff Gg Hh Ii Jj Kk Ll Mm Nn Oo Pp Qq Rr Ss Tt Uu Vv Ww Xx Yy Zz

B



Let's talk



What's that?

A bear?

No! It's a panda.



Let's play



Look! A funny dog!


Cool! I like it.

What's that?



Guess!

It's a panda. I like it.



Thanks.



Let's learn

What's that?

It's a tiger!



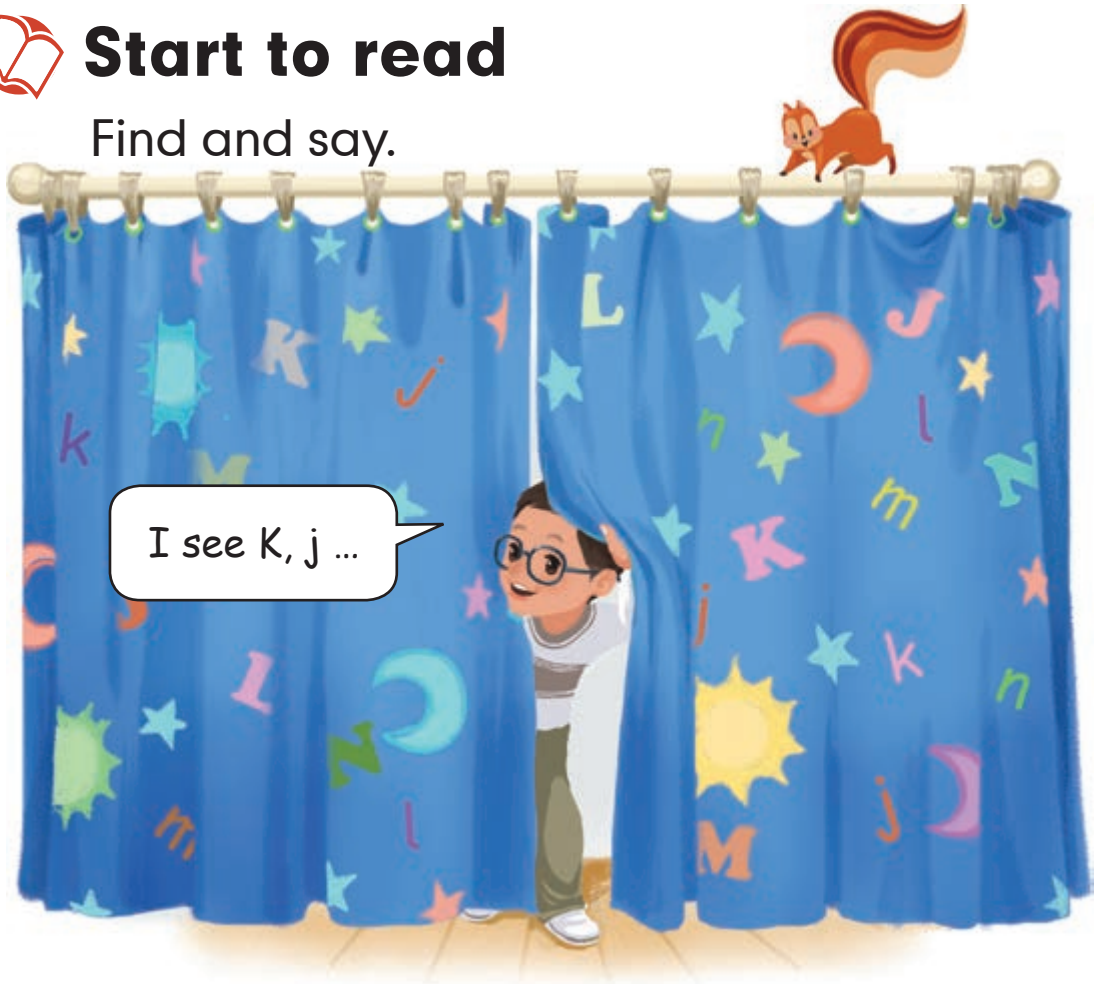
Let's do



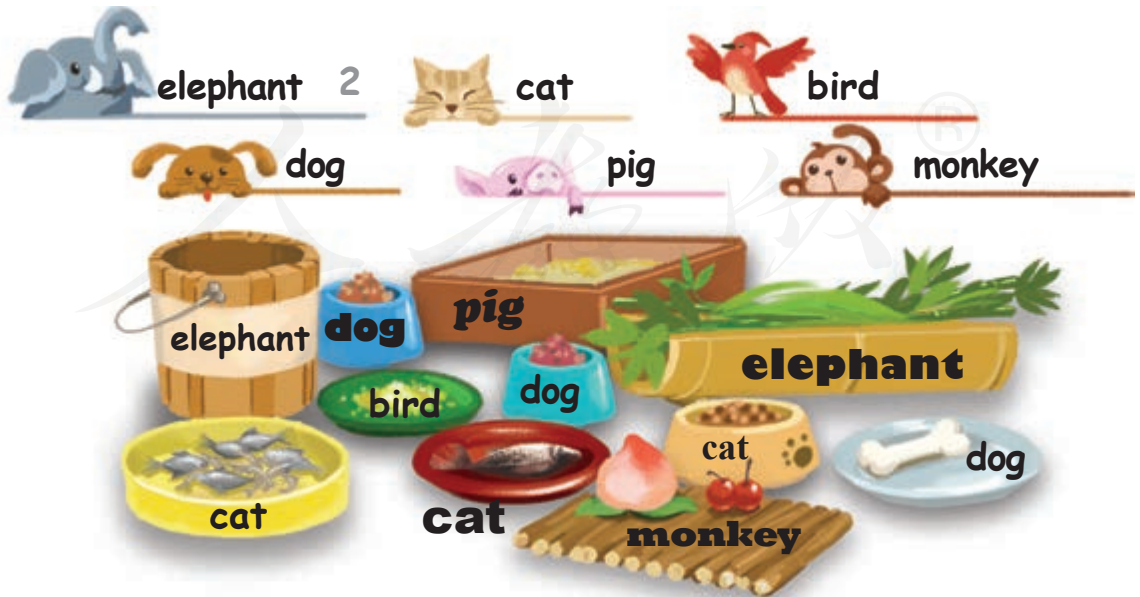


Start to read

Find and say.



Read and count.






Let's check

Listen and number. 



Look and match.



pig

tiger

bear

dog

elephant

duck

bird





Let's sing

Old MacDonald


Old MacDonald had a farm, E-I-E-I-O.
And on that farm he had some ducks, E-I-E-I-O.
With a quack quack here and a quack quack there,
Here a quack, there a quack, everywhere a quack quack.
Old MacDonald had a farm, E-I-E-I-O.



Story time



Unit Five



I'd like some bread, please.

Can I have some milk?


Here you are.

Thanks.

You're welcome.

Have some cake.

Let's eat!

A colorful illustration of a picnic scene. A man with glasses, wearing a blue sweater and dark pants, sits on a red and white checkered picnic blanket. He is holding a hard-boiled egg. A young boy in a yellow hoodie is kneeling on the blanket, looking up at the man. A small dog with a red collar is sitting on the grass next to the man. In the background, there is a large tree with a brown bear sitting on a branch. A wicker basket with a white cloth and a loaf of bread hangs from a rope. The scene is set in a grassy field with rolling hills and a blue sky.

Here you are.

Thank you.



Let's talk



I'd like some juice, please.

Here you are. Have some bread, too.

Thanks.



Let's play

I'd like some bread.

I'd like some bread and eggs.

I'd like some bread, eggs and juice.





Let's learn




juice

egg

Mum, I'm hungry!

Have some bread.

milk bread



Let's do



Have some eggs.



Have some juice.



Eat some bread.



Drink some milk.



Letters and sounds

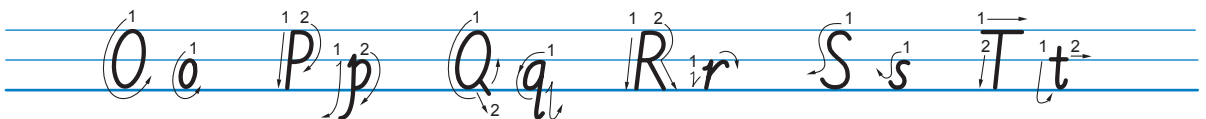
Listen, repeat and chant. 



Listen and circle. 



Write and say.



Aa Bb Cc Dd Ee Ff Gg Hh Ii Jj Kk Ll Mm Nn Oo Pp Qq Rr Ss Tt Uu Vv Ww Xx Yy Zz

B



Let's talk

Can I have some water, please?

Thank you.

Here you are.

You're welcome.



Let's play

Can I have some juice, please?

Here you are.

Have some milk.

Thank you.





Let's learn



Can I have some water, please?

water

Here you are.

cake

fish

rice



Let's do

Drink some water.

Eat some fish.

Eat some rice.

Cut the cake.





Start to read

Find and say.



I see R, t ...



Read and count.



egg water cake rice juice fish bread milk

1 _____



Let's check

Listen and tick (✓).



Look and match.

Menu



Let's sing

Let's have a picnic today

Let's have some cake today. Let's have some cake today.

Let's have some cake today, on such a lovely day.

Let's have some milk today. Let's have some milk today.

Let's have some milk today, on such a lovely day.





Story time

I'd like some fish, please.

Here you are.

I'd like some rice, please.

Sure.

Can I have some Coke, please?

Here you are.

Can I have some ice cream, please?

Oh, no!
My fish!

Here you are.

Unit Six

How old are you?

I'm six.



Happy birthday!



Happy birthday!

1, 2 ...





Let's talk



Count and say

How many ...?





Let's learn

1, 2, 3, 4, 5.




Let's chant


Jump! Jump! Jump! One, two, three!
Jump! Jump! Jump! Three, two, one!
Four and five! Four and five!
Jump up high! Jump up high!
Five! Four! Three, two, one!
Jump! Jump! It's so fun!






Letters and sounds

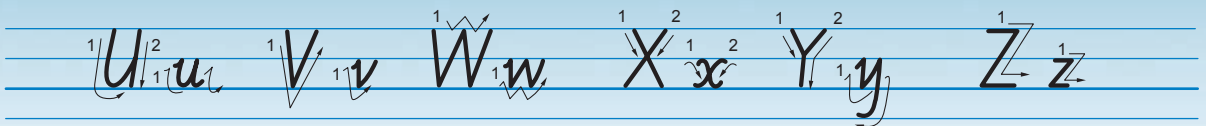
Listen, repeat and chant. 



Listen and circle. 



Write and say.



Aa Bb Cc Dd Ee Ff Gg Hh Ii Jj Kk Ll Mm Nn Oo Pp Qq Rr Ss Tt Uu Vv Ww Xx Yy Zz



Let's talk



John, this is my brother, Sam.

Hi, Sam.
Happy birthday!

Thank you.

How old are you?

I'm six years old.



Let's play

What's your name?

I'm Jin Bao.

How old are you?

I'm four years old.

Words Let's learn 



 Let's do 





Start to read

Find and say.




Find, tick (✓) and match.




- | | | | | |
|---|---|---|--|--|
|  one | <input checked="" type="checkbox"/> two |  three |  four |  five |
|  six |  seven |  eight |  nine |  ten |



Let's check

Listen and tick (✓) or cross (×). 



Look and circle.



monkeys: **five**

six

pencils: **nine**

ten

rulers: **eight**

nine

eggs: **six**

seven



Let's sing

Ten little candles

One little, two little, three little candles,
Four little, five little, six little candles,
Seven little, eight little, nine little candles,
Ten little candles dancing.





Story time



I have two gifts.

Shh!
There's Zoom!




Surprise!



Happy birthday!



Thank you.
Let's eat the cake!



1, 2, 3 ...
I see so many
candles. You
are old!

Recycle 2

Read aloud. 



Look at your body. I LIKE IT!

Can you act it out?



Listen and tick (✓). 

1



2



3



4




5



6



Cross out (×) the words that don't belong.



Go up the ladders. Go down the snakes.






Fill in the blanks.

A__ b Cc D_ Ee F_ G_ Hh

i Jj K Ll _m Nn Oo _p Q_



Rr Ss T_ Uu Vv _w Xx Y_ Zz

Sing a song. 





Words in each unit

单元词汇表

(注：黑体词要求学生能够听、说、认读；白体词只作听、说要求。)

Unit 1

ruler /'ru:lə(r)/ 尺子	p.5
pencil /'pensl/ 铅笔	p.5
eraser /i'reizə(r)/ 橡皮	p.5
crayon /'kreiən/ 蜡笔	p.5
bag /bæg/ 包	p.8
pen /pen/ 钢笔	p.8
pencil box /'pensl ,bɒks/ 铅笔盒	p.8
book /buk/ 书	p.8
no /nəʊ/ 不	p.8
your /jɔ:(r)/ 你(们)的	p.8

Unit 2

red /red/ 红色；红色的	p.15
green /gri:n/ 绿色；绿色的	p.15
yellow /'jeləʊ/ 黄色；黄色的	p.15
blue /blu:/ 蓝色；蓝色的	p.15
black /blæk/ 黑色；黑色的	p.18
brown /braʊn/ 棕色；棕色的	p.18
white /wait/ 白色；白色的	p.18
orange /'ɒrɪndʒ/ 橙色；橙色的	p.18
OK /əʊ'keɪ/ 好；行	p.18
mum /mʌm/ 妈妈	
(美式英语： mom /mɒm/)	p.17

Unit 3

face /feɪs/ 脸	p.25
ear /ɪə(r)/ 耳朵	p.25
eye /aɪ/ 眼睛	p.25
nose /nəʊz/ 鼻子	p.25
mouth /maʊθ/ 嘴	p.25
arm /ɑ:m/ 胳膊	p.28
hand /hænd/ 手	p.28
head /hed/ 头	p.28
body /'bɒdi/ 身体	p.28
leg /leg/ 腿	p.28
foot /fʊt/ 脚	p.28
school /sku:l/ 学校	p.24

Unit 4

duck /dʌk/ 鸭子	p.39
pig /pɪg/ 猪	p.39
cat /kæt/ 猫	p.39
bear /beə(r)/ 熊	p.39
dog /dɒg/ 狗	p.39
elephant /'elɪfənt/ 大象	p.42
monkey /'mʌŋki/ 猴子	p.42
bird /bɜ:d/ 鸟	p.42
tiger /'taɪgə(r)/ 老虎	p.42

panda /'pændə/ 大熊猫
zoo /zu:/ 动物园
funny /'fʌni/ 滑稽的; 好笑的

Unit 5

bread /bred/ 面包
juice /dʒu:s/ 果汁
egg /eg/ 蛋
milk /milk/ 牛奶
water /'wɔ:tə(r)/ 水
cake /keɪk/ 蛋糕
fish /fɪʃ/ 鱼肉; 鱼
rice /raɪs/ 米饭

p.42

p.42

p.41

p.49

p.49

p.49

p.49

p.52

p.52

p.52

p.52

Unit 6

one /wʌn/ 一

two /tu:/ 二

three /θri:/ 三

four /fɔ:(r)/ 四

five /faɪv/ 五

six /sɪks/ 六

seven /'sevn/ 七

eight /eɪt/ 八

nine /naɪn/ 九

ten /ten/ 十

brother /'brʌðə(r)/ 兄; 弟

plate /pleɪt/ 盘子

p.59

p.59

p.59

p.59

p.59

p.62

p.62

p.62


p.62

p.62

p.61

p.58





Vocabulary

词汇表

(注：黑体词要求学生能够听、说、认读；白体词只作听、说要求。)

A

arm /ɑ:m/ 胳膊

p.28

B

bag /bæg/ 包

p.8

bear /beə(r)/ 熊

p.39

bird /bɜ:d/ 鸟

p.42

black /blæk/ 黑色；黑色的

p.18

blue /blu:/ 蓝色；蓝色的

p.15

body /'bɒdi/ 身体

p.28

book /buk/ 书

p.8

bread /bred/ 面包

p.49

brother /'brʌðə(r)/ 兄；弟

p.61

brown /braʊn/ 棕色；棕色的

p.18

C

cake /keɪk/ 蛋糕

p.52

cat /kæt/ 猫

p.39

crayon /'kreɪən/ 蜡笔

p.5

D

dog /dɒg/ 狗

p.39

duck /dʌk/ 鸭子

p.39

E

ear /ɪə(r)/ 耳朵

p.25

egg /eg/ 蛋

p.49

eight /eɪt/ 八

p.62

elephant /'elɪfənt/ 大象

p.42

eraser /ɪ'reɪzə(r)/ 橡皮

p.5

eye /aɪ/ 眼睛

p.25

F

face /feɪs/ 脸

p.25

fish /fɪʃ/ 鱼肉；鱼

p.52

five /faɪv/ 五

p.59

foot /fʊt/ 脚

p.28

four /fɔ:(r)/ 四

p.59

funny /'fʌni/ 滑稽的；好笑的

p.41

G

green /gri:n/ 绿色；绿色的

p.15

H

hand /hænd/ 手

p.28

head /hed/ 头

p.28

J

juice /dʒu:s/ 果汁

p.49

L

leg /leg/ 腿 p.28

M

milk /mɪlk/ 牛奶 p.49

monkey /'mʌŋki/ 猴子 p.42

mouth /maʊθ/ 嘴 p.25

mum /mʌm/ 妈妈
(美式英语: mom /mɒm/) p.17

N

nine /naɪn/ 九 p.62

no /nəʊ/ 不 p.8

nose /nəʊz/ 鼻子 p.25

O

OK /əʊ'keɪ/ 好; 行 p.18

one /wʌn/ 一 p.59

orange /'ɒrɪndʒ/ 橙色; 橙色的 p.18

P

panda /'pændə/ 大熊猫 p.42

pen /pen/ 钢笔 p.8

pencil /'pensl/ 铅笔 p.5

pencil box /'pensl ,bɒks/ 铅笔盒 p.8

pig /pɪg/ 猪 p.39

plate /pleɪt/ 盘子 p.58

R

red /red/ 红色; 红色的 p.15

rice /raɪs/ 米饭 p.52

ruler /'ru:lə(r)/ 尺子 p.5

S

school /sku:l/ 学校 p.24

seven /'sevn/ 七 p.62

six /sɪks/ 六 p.62

T

ten /ten/ 十 p.62

three /θri:/ 三 p.59

tiger /'taɪgə(r)/ 老虎 p.42

two /tu:/ 二 p.59

W

water /'wɔ:tə(r)/ 水 p.52

white /waɪt/ 白色; 白色的 p.18

Y

yellow /'jeləʊ/ 黄色; 黄色的 p.15

your /jɔ:(r)/ 你(们)的 p.8

Z

zoo /zu:/ 动物园 p.42



Useful expressions

常用表达法

Unit 1

Hello, I'm Wu Binbin.

你好，我是吴斌斌。 p.4

Hi, I'm Sarah.

你好，我是萨拉。 p.4

I have a ruler / an eraser.

我有一把尺子/一块橡皮。 p.5

What's your name?

你叫什么名字？ p.7

My name's John.

我叫约翰。 p.7

Goodbye!

再见！ p.7

Bye, Miss White.

再见，怀特小姐。 p.7

Unit 2

Mr Jones, this is Miss Green.

琼斯先生，这是格林小姐。 p.14

Good morning, Miss Green.

早上好，格林小姐。 p.14

I see red.

我看见红色。 p.15

Good afternoon, Wu Binbin.

下午好，吴斌斌。 p.17

Nice to meet you.

见到你很高兴。 p.17

Nice to meet you, too.

见到你也很高兴。 p.17

Colour it brown!

把它涂成棕色吧！ p.18

Unit 3

How are you?

你好吗？ p.24

I'm fine, thank you.

我很好，谢谢你。 p.24

Let's go to school!

我们一起上学吧！ p.24

Look at me!

看我！ p.25

Very well, thanks.

很好，谢谢。 p.27

Let's make a puppet!

(让)我们一起做个木偶吧！ p.27

Great!

太棒了！ p.27

Unit 4

What's this?

这是什么？ p.38

It's a duck.

(它)是只鸭子。 p.38

What's that?

那是什么？ p.41

Cool! I like it.

酷！我喜欢它。 p.41

Unit 5

I'd like some juice, please.

请给我些果汁。

p.48

Here you are.

给你。

p.48

Have some bread.

吃点面包吧。

p.48

I'm hungry!

我饿了!

p.49

Can I have some water, please?

请给我些水好吗?

p.51

You're welcome.

不用谢。

p.51

Unit 6

This one, please.

请给我这个。

p.58

Sure.

好的。

p.58

How many plates?

(你要)几个盘子?

p.58

Happy birthday!

生日快乐!

p.61

How old are you?

你几岁(了)?

p.61

I'm six years old.

我六岁(了)。

p.61



后 记

本册教科书是人民教育出版社课程教材研究所英语课程教材研究开发中心依据教育部《义务教育英语课程标准》（2011年版）与加拿大灵通教育有限公司（Lingo Learning Inc.）合作编写的，经国家基础教育课程教材专家工作委员会2012年审查通过。

本册教科书集中反映了基础教育教科书研究与实验的成果，凝聚了参与课改实验的教育专家、学科专家、教研人员以及一线教师的集体智慧。我们感谢所有对教科书的编写、出版提供过帮助与支持的同仁和社会各界朋友。特别感谢原教材主要编写人员：龚亚夫、郝建平、张献臣、吴悦心、李静纯、周欣、David Booth、Jack Booth、Kathy Broad、Shelly Peterson。

本册教科书出版之前，我们通过多种渠道与教科书选用作品（包括照片、画作）的作者进行了联系，得到了他们的大力支持。对此，我们表示衷心的感谢！但仍有部分作者未能取得联系，恳请入选作品的作者与我们联系，以便支付稿酬。

我们真诚地希望广大教师、学生及家长在使用本册教科书的过程中提出宝贵意见，并将这些意见和建议及时反馈给我们。让我们携起手来，共同完成义务教育教材建设工作！

联系方式

电话：010-58758273

电子邮箱：jcfk@pep.com.cn

人 教 版[®]

人民教育出版社 课程教材研究所
英语课程教材研究开发中心
2012年5月



YIWU JIAOYU JIAOKESHU
YINGYU

英语

三年级 上册

人教版®



绿色印刷产品

ISBN 978-7-107-24467-4



9 787107 244674 >