



义务教育教科书

英语

ENGLISH

(三年级起点)

五年级上册

英语 (三年级起点) 五年级上册

四川教育出版社



绿色印刷产品

价格依据文件号：川发改价格[2019]280号 举报电话：12315
国家免费教材



定价：5.25元



四川教育出版社

义务教育教科书

英语

ENGLISH

(三年级起点)

五年级上册

四川教育出版社

· 成都 ·

主 编 杨晓钰
副 主 编 付春敏 董洪丹
本册编写 杨晓钰
音乐指导 罗义蕴
绘 图 李汴川 成都蓝鸚鵡文化传播有限公司
责任编辑 何 军
封面设计 李汴川
版式设计 武 韵

教材意见建议接收电话：（028）86259695

教材意见建议接收邮箱：englishthisway@sina.com

通讯地址：四川成都双流西航港黄荆路13号 四川教育出版社

义务教育教科书

英语

（三年级起点）

五年级上册

四川教育出版社 出版

（成都市黄荆路13号 邮政编码610225）

新华文轩出版传媒股份有限公司发行

成都市宏昌包装印务有限责任公司

成都勤慧彩色制版印务有限公司制作

成品规格 184mm×260mm 印张 5.5

2019年7月第3版 2021年6月第3次印刷

印数1—78,000册

ISBN 978-7-5408-6424-8 定价：5.25元

著作权所有·请勿擅用本书编制各类出版物·违者必究

如发现印装质量问题，请与本社联系调换。电话：（028）86259359

编辑部电话：（028）86259381 邮购电话：（028）86259694

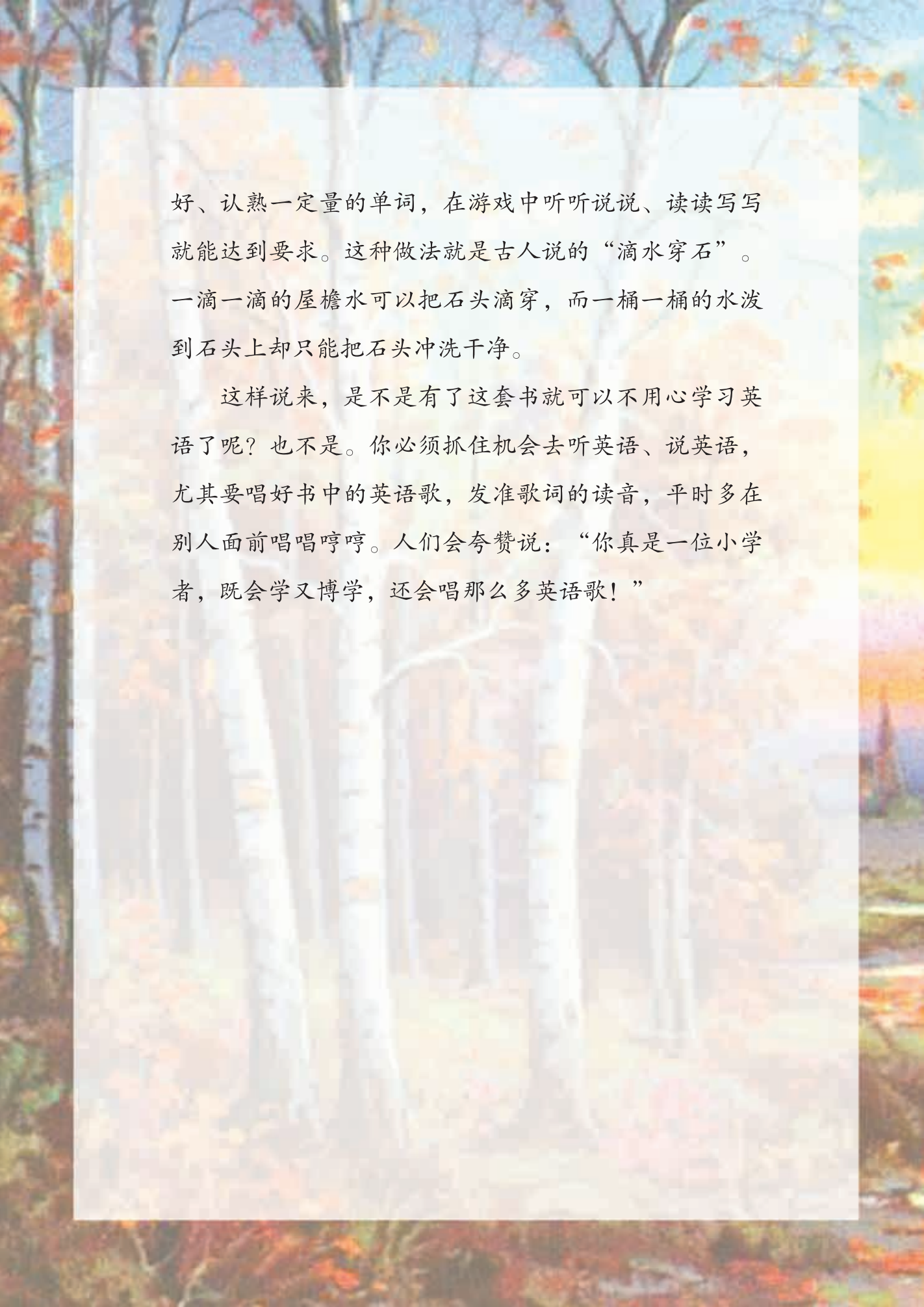
如有内容方面的疑问，请与四川教育出版社总编室联系。电话：（028）86259381

致小学者

这套书是专门为你服务的，不论你从哪一个年级开始学习，它都能为你打开学好英语的大门。进门之后你便可以一层层走上楼顶，检阅21世纪人类的科学成就和利用丰富的信息，那样你就可能成为新世纪杰出的学者。

为什么这套书有这么大的力量呢？因为它不是板着脸孔要你学，而是引导你唱英语歌和做游戏，让你在唱歌、游戏中学会说英语和识记单词，还帮助你学好英语发音。英语发音是学英语的难点，有的人学了五六年还不会拼读生词。你学完这套书以后，就能学会自己拼读生词，那时你不用问老师也可以自己学英语了。而且这套书每一册的内容都不多，但教你说的话可以变来变去，帮助你在许多场合和“老外”说英语。

但是，这套书却不要求你去死记大量的单词和硬读许多课文。在一个学期里，你只要唱好一些英语歌，读



好、认熟一定量的单词，在游戏中听听说说、读读写写就能达到要求。这种做法就是古人说的“滴水穿石”。一滴一滴的屋檐水可以把石头滴穿，而一桶一桶的水泼到石头上却只能把石头冲洗干净。

这样说来，是不是有了这套书就可以不用心学习英语了呢？也不是。你必须抓住机会去听英语、说英语，尤其要唱好书中的英语歌，发准歌词的读音，平时多在别人面前唱唱哼哼。人们会夸赞说：“你真是一位小学者，既会学又博学，还会唱那么多英语歌！”



Me.....	1
Unit 1 Favourite Subjects	2
Lesson 1 Whose Book Is It?	2
Lesson 2 I Have Music Class on Friday.	8
Lesson 3 What Subject Do You Like Best?	14
Self-assessment	20
Unit 2 Interesting Lessons	28
Lesson 1 What's the Missing Word?	28
Lesson 2 What's an Insect?	34
Lesson 3 Where Is the Eiffel Tower?	40
Self-assessment	46
Unit 3 Happy Family.....	50
Lesson 1 Welcome to My Home!	50
Lesson 2 My Family Tree.....	56
Lesson 3 What's Your Father's Job?	62
Self-assessment	68
Word List	76
Vocabulary.....	79

Age:

Name:

Luck Number:


Phone Number:

Me

Favourite Colour:

Favourite Fruit:

Favourite Animal:




Unit 1 Favourite Subjects

Lesson 1 Whose Book Is It?

Let's talk.



Work in pairs.



It's my book.




It's your book.



It's his book.

It's=It is

Let's learn.



textbook



notebook



workbook



storybook



mine



yours



his



hers

Listen and tick.

1. A.



B.



C.



D.



2. A.



B.



C.



D.



3. A.



B.



C.



D.



Play a game.



Listen, write and chant.

Whose?

My book, my book,
It is mine.





Your pencil, your pencil,
It is yours.

Her ruler, her ruler,
It is hers.

His bag, his bag,
It is his.

Mine, _____, _____ and _____.



Make up a new chant by using  ,  ,  and  , then share the chant with your classmates.

Listen to the dialogue and circle the correct answers.

1. There are _____ people in the dialogue.

- A. seven B. six C. five D. four

2. They are talking about _____ .

- A. friends B. teachers C. new books D. school

3. Whose book is it?

- A. Peter's. B. Lele's. C. Rose's. D. Tingting's.

Look and write.

E. g.

Look! Those are Grandma's flowers.

They're her flowers.

They're hers.



Grandma

1. This is _____ bed.

It's _____ bed.

It's _____ .



Lily

2. That is _____ football.

It's _____ football.

It's _____ .



Mr Green

Read and tick the proper answers.

1. Whose textbook is this?

☐

I like the textbook.

☐

It's your textbook.

2. Here is your workbook.

☐

You're welcome.

☐

Thank you.

3. Thank you.

☐



One by one, please.

☐

That's OK.

Read and understand.

Whose Book?



Read and write the correct answers.

1. Whose purple book is it? It's _____ purple book.

2. Whose plane is it? It's _____ plane.

Work in pairs and make up a similar story.



Look, listen and say.

ike		bike		hike		like
ice		dice		mice		rice
 i_e		fine		line		nine
ide		ride		side		tide

Read and match.



Nine pines are on a line.

He rides a bike.

Mike likes the kite.

Like father, like son.



Read and tick the sentences.



- () 1. A grandpa.
- () 2. Two happy birds.
- () 3. The grandpa has two birds.
- () 4. I can see a grandpa and his birds.

What can you see?






You can do it.

Find some things in the classroom and ask whose things these are.



Lesson 2 I Have Music Class on Friday.

Let's talk.




Work in pairs.



People \ Item	Favourite Day	Why
Me		
My Partner		


Let's learn.



Listen and tick A or B.

-
-
-
-

Play a game.



Listen, chant and number.

What's Your Favourite?

What's your favourite day?



What are your favourite subjects?

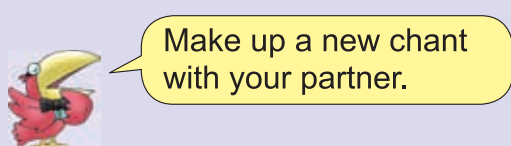


Who are your favourite teachers?



Why? Why? Why?

They are funny and nice.



1. Mrs Red, Mr Brown and Miss White.
2. Friday, Friday, Friday.
3. English, Chinese and art.

Listen and number.

Favourite day:



() () (1) () ()

Subject(s) on that day:



() () () (1) ()

Listen to the dialogue and write T (true) or F (false).

() 1. Rose's favourite day is Monday.

() 2. Rose likes music very much.

() 3. Rose's friend can sing well.

() 4. Rose's friend likes music, too.

Listen, number and act.

1. () Why?

() What is Rose's favourite day?

() Because she has music class on Friday.

() Her favourite day is Friday.

2. () Because he likes his art teacher.

() His favourite subject is art.

() Why?

() What's Lele's favourite subject?

Look, choose and write.



1. I like _____ very much.

- A. maths B. PE C. computer



2. I don't like art because I can't _____ well.

- A. read B. draw C. sing









3. A: What's your favourite subject? B: My favourite subject is _____.

- A. music B. science C. English



Read and understand.

Rose's Favourites

My favourite colour is green (  ). My favourite

number is nine (  ). My favourite fruit is pear (  ).

My favourite animal is panda (  ). And my favourite subject is

maths (  ). How about your favourites?

Work in groups and interview your partner about his / her favourites.

A: ..., what's your favourite colour / number / fruit / subject?

B: My favourite colour / number / fruit / subject is...

Report the result to the class.

... is my partner. His / Her favourite colour is... His / Her favourite number is... And his / her favourite subject is...

Circle the word with the same vowel sound as in the red one.

1. **ride** hot nine cat

2. **like** rice fan miss

3. **five** mice milk key

4. **kite** cute eat bike

Look, circle and write.

z r **k i t e** d m i c e i d l i k e
r i c e q o n i n e j d b i k e g



Match to make sentences.

- | | |
|--------------------|------------------------------|
| 1. Mrs Brown | is raining cats and dogs. |
| 2. Sam | cooks breakfast for her son. |
| 3. His mum and dad | is my good friend. |
| 4. It | can sing in English. |

You can do it.



Tell your friends and parents your favourites and reasons.
Then ask their favourites and reasons.



Lesson 3

What Subject Do You Like Best?

Let's talk.



Work in pairs.



Chinese



music




maths



computer


Let's learn.



magic



important



easy



useful



interesting



difficult















useless



boring

Listen and circle.

1. A. 	B. 	C. 	D. 
2. A. 	B. 	C. 	D. 
3. A. 	B. 	C. 	D. 

Play a game.



Ask or tell.

Why do you like PE?

Because PE is easy.



Listen and sing.

My Favourite Day



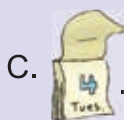
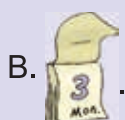

1 = F $\frac{2}{4}$

<u>5</u> <u>1</u> <u>5</u>	<u>1</u> <u>7</u> <u>1</u> <u>2</u>	<u>2</u> <u>2</u> <u>3</u>	<u>4</u> <u>2</u>	<u>5</u> <u>2</u> <u>3</u>
What is your	favourite day ?	Monday	is my	favourite day.
It is magic	and it's fun .	It is	useful	and very fun.
<u>1</u> <u>5</u> <u>3</u> <u>1</u>	<u>6</u> <u>6</u> <u>4</u> <u>2</u>	<u>7</u> <u>7</u> <u>6</u>	<u>5</u> <u>5</u>	<u>2</u> <u>3</u> <u>1</u>
Why is Monday	your favourite day?	I have	English	on Mon-day.
Let's speak English	every day.	We will	be	much bet-ter.

Ask and answer questions in pairs.



1. What is the boy's favourite day?



2. A: Why is that day his favourite day? B: Because he has _____ on that day.



3. We speak English every day and we will be better and better.

Do you think so?

A. Yes.

B. No.

C. I don't know.

Listen and tick the sentences you hear.

1. () A. Tingting likes Chinese. () B. Tingting likes English.
2. () A. English is interesting. () B. English is easy.
3. () A. Lele will work hard. () B. Lele practises English every day.

Guess, write and say.

E. g. A: What subject do / don't you like best?

B: ...

A: Why do / don't you like...?



Answer the questions based on the pictures above.

1. A: What class do they like? B: They like _____ .
2. A: What class don't they like? B: They don't like _____ .
3. A: What class does he / she like best? B: He / She likes _____ / _____ best.
4. A: What class doesn't he / she like? B: He / She doesn't like _____ / _____ .

Read and understand.

Artist

1. What's your favourite class? Is it Chinese?
No, it isn't.

2. Is it art?
Yes. You see, I can paint flowers.

3. It's easy. My painting is here.
I can sing well. Woof, woof, woof.

4. Me too. Listen! Quack, quack, quack.
Cool!

Read and answer the questions.

1. A: What is the dog's favourite class?
B: Its favourite class is _____.
2. A: What is the duck's favourite class?
B: Its favourite class is _____.
3. A: Who is the artist? How do you know?
B: I think _____ is the artist because it can _____.

Learn the following words, and then make up a similar story.

	Meow.		Moo.		Hiss.
	Oink.		Neigh.		Baa.

Read, guess and write.

Tie	Kite	Bike	Rice
-----	------	------	------

1. You can ride me. What am I?

2. You can fly me. What am I?

3. I am something to wear. What am I?

4. People eat me every day. What am I?

Colour the words **orange** with the same sound in *bike*,
and **blue** in *milk*.



Match to make sentences.

1. Friday

likes autumn because it is cool.

2. My aunt

like that interesting storybook.

3. Miss Yang and the children

is her favourite day.

You can do it.

Ask five of your classmates about their
favourite subjects and reasons.



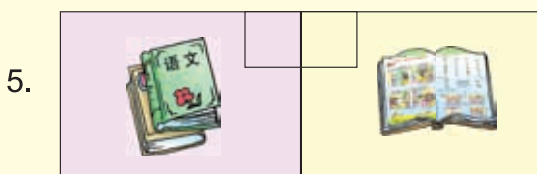
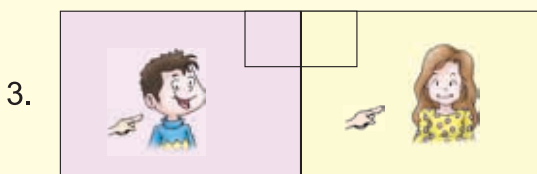
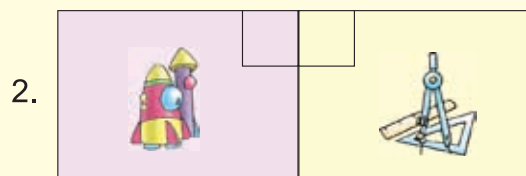
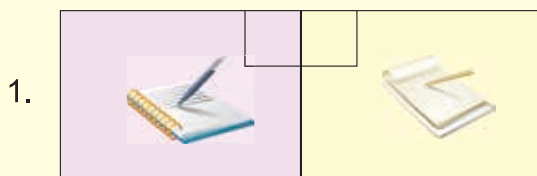
Self-assessment

How well do you know Unit 1? Draw   ,   or  for your work.

	Great!	OK!	Try hard!
I can say the new words.			
I can use the structures.			
I can act out the dialogues.			
I can spell the words with the sounds <i>ike</i> , <i>ice</i> , <i>ine</i> and <i>ide</i> .			
I can read the stories.			
I can sing.			
I can chant.			

Now let's do more practice.

Listen and tick.



Look, read and write.



Look at the chart. What do the numbers spell?

1=A 2=B 3=C 4=D 5=E 6=F 7=G 8=H 9=I 10=J
11=K 12=L 13=M 14=N 15=O 16=P 17=Q 18=R
19=S 20=T 21=U 22=V 23=W 24=X 25=Y 26=Z

E. g. 25,15, 21,18,19 = yours.

1. Whose _____ (20, 5, 24, 20, 2, 15, 15, 11) is this? It's Mr White's.
2. I like _____ (13, 1, 20, 8, 19) because it is _____ (5, 1, 19, 25).
3. I think science is very _____ (9, 14, 20, 5, 18, 5, 19, 20, 9, 14, 7) and _____ (21, 19, 5, 6, 21, 12).

Choose the best word for the sentence.




I see some _____.
(rice / mice)

There are _____ mice.
(nine / line)

They are on a _____.
(dice / bike)

They will go for a _____.
(hike / ride)



Tongue twister.

Five white mice are flying nine fine kites.



Make up a dialogue and complete the chart.

A: What's your favourite subject / day?

B: My favourite subject / day is...

A: Why?

B: Because it's... / Because I have... on...



People \ Item	Favourite Subject	Why?	Favourite Day	Why?
Me				
My Partner				

Listen, make and say.

Wrapping a New Book

1. Get a piece of paper.



2. Fold the paper.



3. Put the book in the paper.



4. Cut the paper.



5. Fold the paper like this.



6. Wrap the book.



Let's act.

A Ladybug

1 Hello! I'm Betty.
What's your name, sir?

3 Puff! That's a good name.
What are you doing, Puff?

2 You may call me Puff.


4 I'm looking for something.

5 What are you looking for?

6 Let me show you.
Look at this.

7 They are very pretty.
May I pick one up?


8 Of course, but be very careful.






9 Oh, I'm sorry!

10 Don't worry, Betty.
I have a lot in the box.



11 Can I help you
find some more?




12 OK. Thank you.




14 Yes.

13 Where do they live?
In the grass?







Read the story and circle the correct answers.

1. There are _____ people in the story.

A. two

B. three

C. four

D. five

2. Puff is looking for _____ .



3. Betty found a _____ -spot ladybug.

A. five

B. seven

C. eleven

D. thirteen

4. The ladybugs live in the _____.



Read again and fill in the blanks.

1. What are you doing, Puff? I'm **looking for** something.

Can I keep it, Puff? Please, I promise to **look after** it.

Look for means _____ .

Look after means _____ .

A. 往后看

B. 寻找

C. 看……

D. 照顾，照看

2. Please help me to _____ my little sister.

I am going to _____ a five-spot ladybug in the grass.

A. look up

B. look for

C. look at

D. look after

Unit 2 Interesting Lessons

Lesson 1 What's the Missing Word?

Let's talk.



Hey, Peter! What are you doing?



I'm solving a word puzzle. Can you do it?

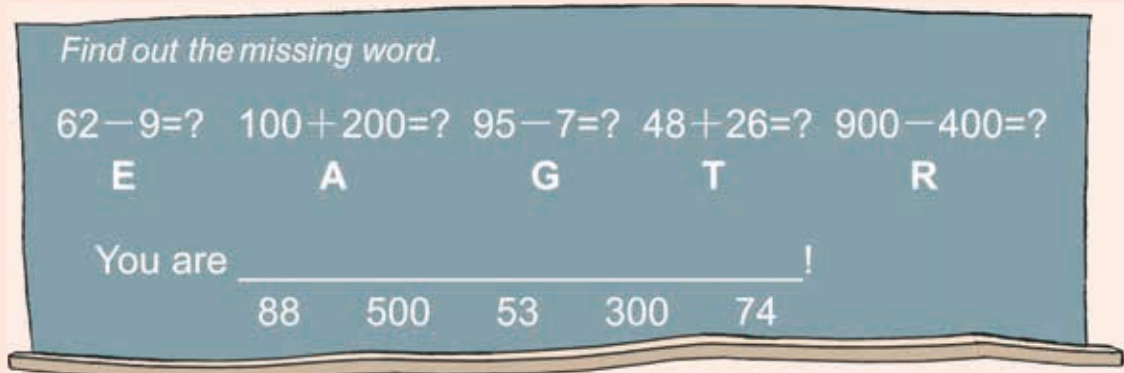


Sure. It's easy.



Let me see. It's a piece of cake.

What does "a piece of cake" mean?



Good! Then find the missing word.



No problem. Sixty-two minus nine is fifty-three.

One hundred plus two hundred is three hundred...



Have you finished?



Yes.



What's the missing word?



G-R-E-A-T, great.



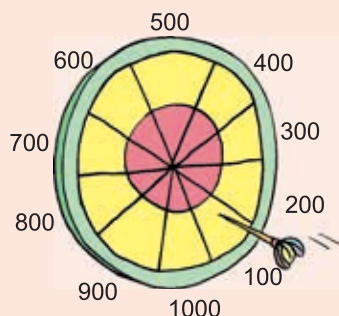
You are so great!



Work in pairs.



What score did you get?



One hundred.



Let's learn.

I'm=I am

What are you doing?

I'm catching mice.



What is she / he doing?



She / He is catching mice.



swimming



singing



listening to music



reading



watching TV



eating



sleeping



working

Listen and match.



A: What are you doing, Mum?

B: He is running.



A: What are they doing?

B: I am watching TV.



A: What is he doing, Rose?


B: She is riding a bike.



A: What is she doing, Mr Brown?

B: They are sleeping.

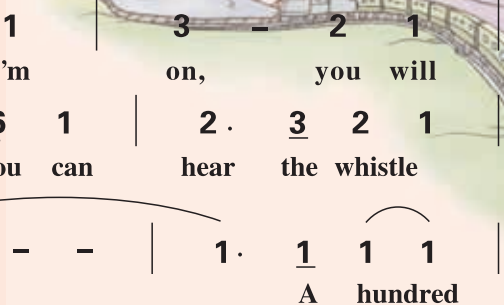
Play a game.



Listen and sing.

Five Hundred Miles

1 = G $\frac{4}{4}$



5 1 | 3 . 3 2 1 | 3 - 2 1 |
If you miss the train I'm on, you will

2 . 3 2 1 | 6 - 6 1 | 2 . 3 2 1 |
know that I am gone. You can hear the whistle

6 5 5 6 1 | 1 - - - | 1 . 1 1 1 |
blow a hundred miles. A hundred

3 . 3 2 1 | 3 . 3 2 1 | 2 . 3 2 1 |
miles, a hundred miles, a hundred miles, a hundred

6 - 6 1 | 2 . 3 2 1 | 6 5 5 6 1 | 1 - - - | 1 - ||
miles. You can hear the whistle blow a hundred miles.

Practise singing Part 2 in groups.

Lord, I'm one. Lord, I'm two. Lord, I'm three. Lord,
I'm four. Lord, I'm five hundred miles away from home.
Away from home, away from home, away from home, away
from home. Lord, I'm five hundred miles away from home.

Listen to the dialogue and circle the correct answers.

1. A: What is Peter doing? B: He is _____.
 A. solving a word puzzle B. reading a book C. drawing a picture
2. A: What does "a piece of cake" mean? B: It means "_____".
 A. hard B. fun C. easy
3. A: What's the missing word? B: It's "_____".
 A. cake B. great C. good
4. A: Who is great? B: _____.
 A. Peter B. Lele C. Tingting and Lele


Talk with your partners.










A: Hello, ...! This is...



B: Hi, ...!

A: It's . I am . What are you doing?

B: I'm doing my homework .

People	Time	Item					
							
Me							
Partner A							
Partner B							

Read and circle the correct pictures.

Good Morning!



The horse is running.



The rabbit is jumping.

The fish is swimming.



The bird is singing,

“Good morning!

Good morning!”

Read, circle and write.



1. What are you doing, Mum?

A. I'm watching TV.

B. I'm cooking.

C. I'm dancing.

.....



2. What is he doing?

A. He is working.

B. He is counting.

C. He is sleeping.

.....



3. What is she doing?

A. She is crying.

B. She is swimming.

C. She is jumping.

.....

Look, listen and say.

ole



hole



mole



role



one



bone



cone



stone

ose



nose



rose



those

Read, guess and write.

1. You can drink me. What am I?

2. You live in me. What am I?

3. You use me to smell. What am I?



Read and correct.

Y

~~Y~~our English is very good.

Every sentence begins with
a capital letter.

1. how old are you?

2. today is my birthday.

3. are you Lily's mummy?

4. i can sing in English.

You can do it.

Practise counting from 0 to 100, and then from 100 to 0.
Have a competition with your classmates.



Lesson 2 What's an Insect?

Let's talk.

1 Look! What are they doing?



2 Let's go and see.

3 Hey! What are you doing?




4 Uh...nothing.

5 I'm not telling you.

7 OK. It's a ladybug.

6 Oh, please.



8 It's an insect.

What does "smart" mean?



What's an insect?



An insect has a head,
a body and six legs.



It has two pairs of wings.

Most of them are not hard.

They are soft.



Oh, I see.



You are so clever.



You are so **smart**, too.



Work in pairs.



A: What are **the girls** doing?

B: They are **talking about animals**.



having a picnic



watching TV



doing their homework

Let's learn.



A: Does an insect have **six legs**?

B: Yes, it does.

A: Does an insect have **four hard wings**?

B: No, it doesn't. It has **four soft wings**.



soft



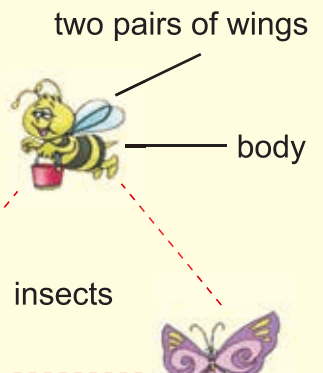
hard



dragonfly



butterfly



Listen and number the dialogues.



A: Hey, Tingting! Is a dragonfly an insect?

B: Yes, it is.



A: Peter, does a butterfly have three pairs of legs?

B: Yes, it does.



A: Mr White, does a bee have two pairs of hard wings?

B: No, it doesn't. It has two pairs of soft wings.

Listen, write and chant.

Meet and Say Hello!

Mouse, cows, live in a _____ .



Cocks, fox, stand on a _____ .

Harrot, parrot, eat a carrot.



Dragonfly, butterfly, fly in the _____ .

Swallow, fellow, meet and say _____ .



Make an insect specimen.

1. Find an insect.



2. Fix the insect.



3. Seal it.



4. Label it.



Name: _____

Habitat: _____

Food: _____

Size: _____

Colour: _____

Listen to the dialogue and tick (✓) or cross (×) the sentences.

() 1. There are two people in this dialogue.

() 2. A ladybug is an insect.

() 3. An insect has a head, a body and six feet.

() 4. "Smart" means "clever".

Listen, write and act.

two legs head insect six body wings

A: What's an _____ ?

B: An insect has a _____ and a _____ .


C: It has _____ pairs of wings and _____ legs.

A: Oh, I see. An insect has a head, a body, two pairs of


_____ and three pairs of _____ .

B&C: You are right!

Circle the funny pictures and give your reasons.



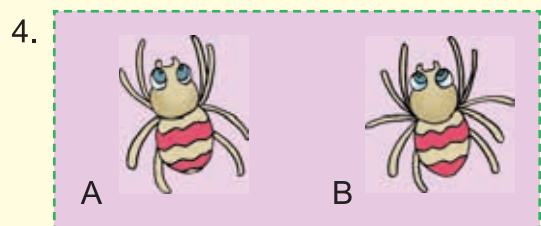
A dog has a tail, but this dog doesn't have a tail.



A fish has two eyes, but this fish has only one eye.



A bee has two pairs of wings, but this bee has only one pair.



A spider has eight legs, but this spider has ten legs.

Look at the picture and write two sentences.



Read and understand.

Frogs


Hello, everyone! We are frogs. We like to eat insects. We are your good friends. We can help you a lot. Please listen to us and you will know how we help you.

A. I like ladybugs.

B. I like flies.

C. I like moths.

D. I like **mosquitoes**.



Finish the following tasks.

1. What does the word “mosquito” mean?
2. What do frogs like? Read, match and colour.
3. Discuss with your partner how frogs help us.

Look, listen and say.

ack



back



packbag



sack

ock



lock



rock



sock

c



cap



clock



Coke

k



kick



kid



kite

Read and match.



I have a bag on the back.

A sack is on the rock.

A cock can fly a kite.

Dick, pick up the lock.



Read and write.

R

~~r~~ose



Names start with capital letters.

My name is _____.

My best friend's name is _____.

My mum's name is _____.

My dad's name is _____.

You can do it.

Catch an insect and make a specimen.



Lesson 3 Where Is the Eiffel Tower?

Let's talk.

1 Rose, you have so many beautiful pictures!

2 Yeah. Lele, what's this in English?

3 Sorry, I don't know.

5 Yes, that's right. Where is it, do you know?

4 Is it the Eiffel Tower?

6 I think it's in France.

7 You are right!

Work in pairs.

Is this **juice**?

Yes, it is.



rice

tea



meat



Coke

Is that **juice**, too?

No, it isn't. It's **tea**.



bread

water



cake



coffee

Let's learn.



A: Is it **Big Ben**?

B: Yes, it is.



Big Ben



the Eiffel Tower



Mount Fuji



the White House



the Great Wall



A: Where is **Big Ben**?

B: It's in **the UK**.



the UK



France



Japan

Listen and choose.

1. A.



B.



C.



D.



2. A.



B.



C.



D.



3. A.



B.




C.




D.



Play a game.



Ask and answer.



Tell your classmates the cities you have visited and where they are.

Listen to the dialogue and circle the correct answers.

1. What are the children talking about?

A. Rose's pictures. B. Lele's pictures. C. Rose's books.

2. It's a picture of _____ .

A. the Great Wall B. the Eiffel Tower C. Big Ben

3. Where is the Eiffel Tower?

A. It's in France. B. It's in the UK. C. It's in the USA.

Look and write.

1.



Okawa is from _____ .

2.



Sunny is from _____ .

3.



Peter is from _____ .

4.



My friend Daisy is from _____ .

5.



Mike is from _____ .

Listen, number and complete the dialogue.

- () _____ is it?
- () Yes, you are right.
- () I think it's in _____ .
- () Hello, Benben! Is _____ the White House?



Read and understand.

How Do You Spell That?

Sunny!

What?

What's this in English?

It's the Great Wall.

Where is it?

It's in China.

T-H-A-T.

How do you spell that?

Answer the following questions.

1. What does the boy want Sunny to do?
2. Do you think it is a funny joke? And why?

Read again and make up a similar story.

Listen, say and write.













Listen, choose and write.



1. A key opens it. It is a _____ (sock / lock).

2. Don't _____ (back / kick) the kid.



3. A cock sits on a _____ (rock / lock).

4. The _____ (duck / chick) is yellow.



Read and write.

M W

~~mr~~ ~~w~~ang

Titles begin with capital letters.

_____ is my English teacher and _____ is my Chinese teacher. My maths teacher is _____. My PE teacher is _____.

You can do it.

Surf on the Internet and get some information about famous cities and tell your classmates where they are.



Self-assessment

How well do you know Unit 2? Draw   ,   or  for your work.

	Great!	OK!	Try hard!
I can say the new words.			
I can use the structures.			
I can act out the dialogues.			
I can spell the words with the sounds ack, ock, c and k.			
I can read the stories.			
I can use capital letters correctly.			
I can sing and chant.			

Now let's do more practice.

Check what you know.

1. Look at the picture for two minutes.



2. Close the book.



3. Say the words you can remember.



Look, say and write.



900

1. _____

2. _____

3. _____

4. _____



5. _____


6. _____

7. _____

8. _____

Listen, match and say.

1. A: What is she doing?
B: She is doing her homework.



2. A: Is it Mount Fuji?
B: No, it isn't. It's the Great Wall.



3. A: Where is the White House?
B: It's in the USA.




4. A: What are you doing?
B: I'm drawing.



Draw, write and say.



Draw an insect. Then
write and talk about it.



a body

a head

two pairs of wings

six legs

This is a / an _____ .

It has _____ body and _____ head.

It has _____ wings and _____ legs.

It's _____ and _____ (yellow / white / red / green...) .

It's _____ (big / small).

Read aloud and find out the odd word.

E. g. name

lake

feet

late

1. role

cone

hate

hole

2. rice

mother

side

tide

3. gate

bone

stone

nose

4. hike

teeth

mice

wide

5. hide

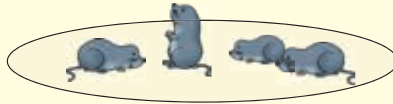
bite

left

hike

Tongue twisters.

1. Rose with a big nose is looking at those moles.



2. The cock with a bag on its back can fly a kite.



Read and answer.

The Fox and the Grapes



I'm a fox.

I like grapes.

••



Oh, so many grapes!

I want them.



They're too high.

I have to jump.

••



Let me try again.



Oh, I'm so tired.

I can't reach them.

•••



Well, I don't like grapes.

They are too sour.



Why does the fox say "I don't like grapes"?

- A. The grapes are sour.
- B. The fox can't reach the grapes.
- C. The fox doesn't like grapes.

Unit 3 Happy Family


Lesson 1 Welcome to My Home!

Let's talk.



Work in pairs.

There is **a picture** on the wall.



There isn't **an orange** in the bag.



bird in the sky



egg in the box

Let's learn.



Is there **a clock** on the desk?



Yes, there is.




Is there **a book** on the desk?



No, there isn't.



bedroom



chair

Listen and tick.

1. A.



B.



2. A.



B.



3. A.



B.




4. A.



B.



Play a game.



Listen, write and chant.



Home Is Best

The sun sets _____ .

I can see a _____ .

Little birds _____ .

Oh, _____ .



rest home west best nest is

Listen to the dialogue and write T (true) or F (false).

- () 1. There is a computer in Tingting's room.
- () 2. There isn't a bookshelf in the room.
- () 3. Tingting comes to visit Rose.

Listen, colour and describe the picture.



Listen, read and check.

Look! This is my room. There is a bed in my room. It's orange. You can see a blue schoolbag on my bed. My desk is yellow. There is a lamp on the desk. It's purple and white. There is a chair in my room. It's pink. I like my room very much.

Read and put the words in the correct order.

1. my is This room.

.....

2. chair? her that Is

.....

3. is There clock a desk. the on




.....

4. on Tingting's a lamp there Is desk?

.....

Read and understand.

Milk?



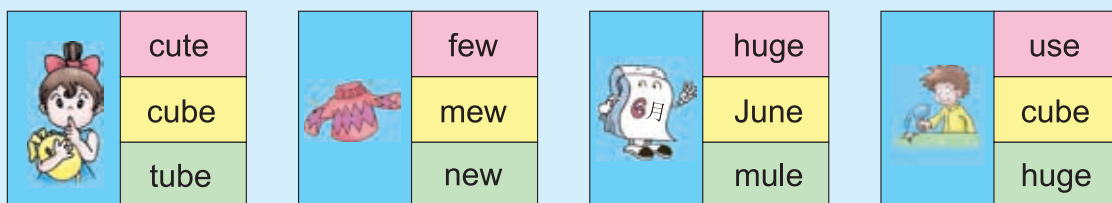
Answer the following questions.

1. Does the robot bring those two people milk?
2. Why do the two people shout "Help"?
3. Is the robot very smart?

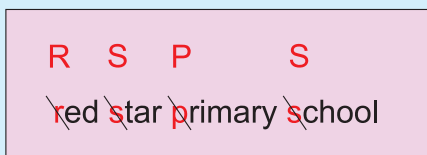
Look, listen and say.



Look, say and circle the word that names the picture.

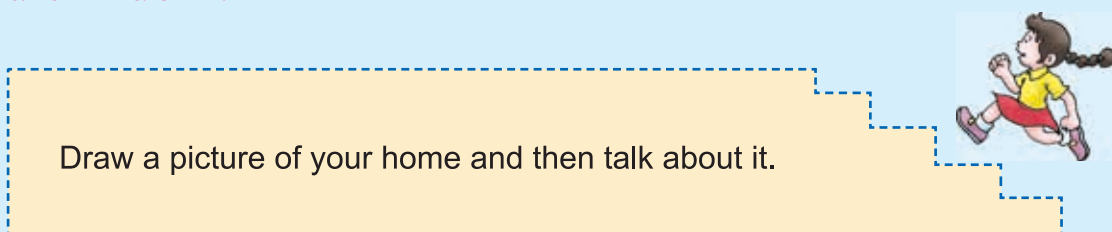


Read and write.



1. I live in _____.
2. My friend lives in _____.
3. The name of my school is _____.

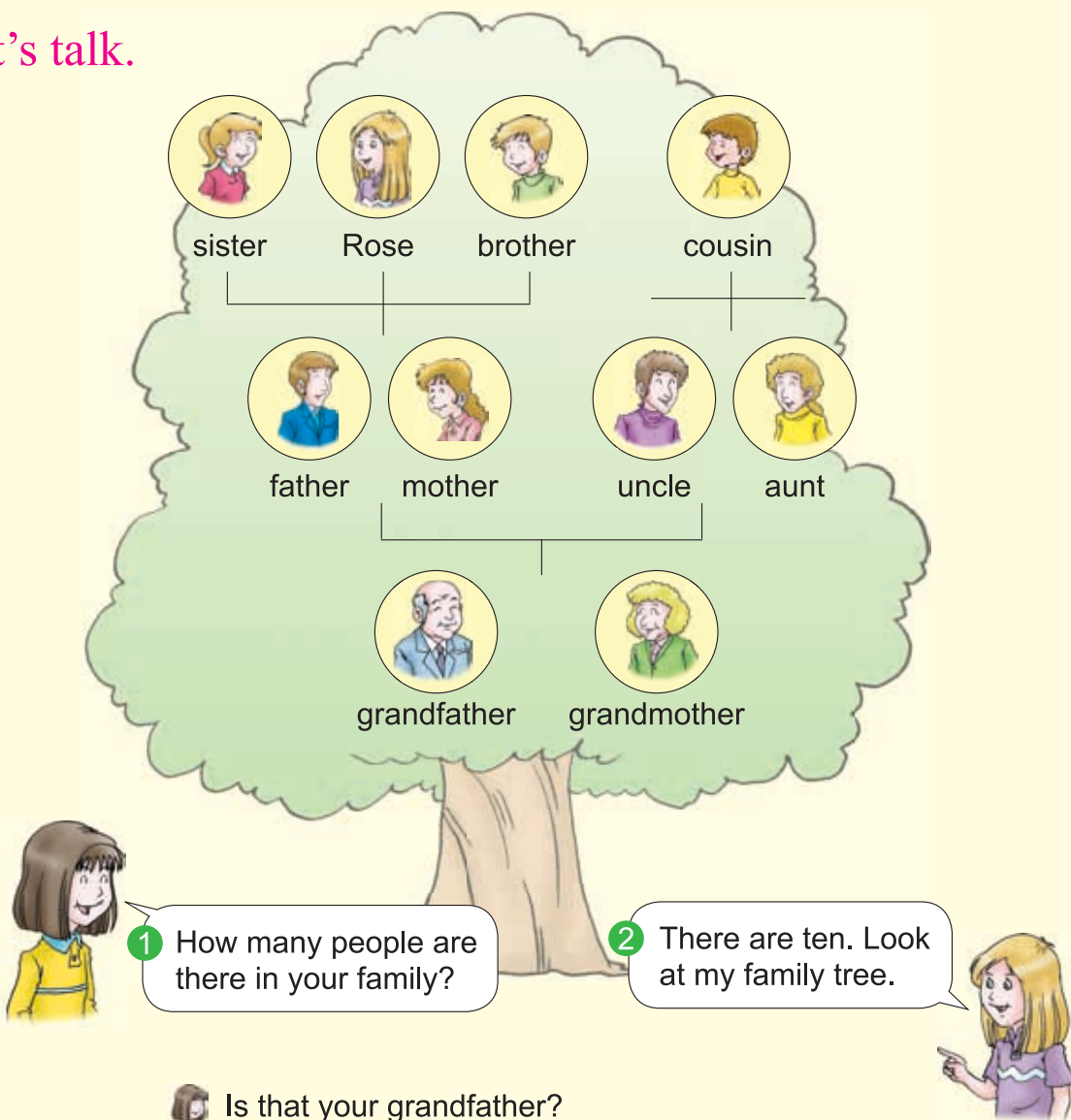
You can do it.



Draw a picture of your home and then talk about it.

Lesson 2 My Family Tree

Let's talk.



- Is that your grandfather?
- Yes. And this is my grandmother.
- Who is that woman?
- My mother.
- Who is the man in purple?
- He's my uncle. The woman next to him is my aunt.
- Is the boy in yellow your brother?
- No, he is my cousin.
- You have a big happy family.

Work in pairs.

How many **people** are there in your **family**?
There are **five**.



teachers



school

138



students



class

57

He's=He is
She's=She is

Who's the **girl**?
She's my **sister**.



brother

They're=They are

Who are the **children**?
They're my **friends**.



students

Let's learn.

Who's the **man** in blue?



He is my **uncle**.



man



woman



father



mother



cousin



family



grandfather



grandmother

Listen and number.



A: Who's the woman in red?
B: She's my mother.



A: Who's the old man beside you?
B: He's my father.



A: Who are they?
B: They're my teachers.



A: Who's the girl in front of you?
B: She's my cousin.

Play a game.

You did very well.




Mum loves Dad.

Dad loves Grandpa.



I love Mum.




Listen and sing.

Edelweiss

1 = bA $\frac{3}{4}$

3 - 5	2̇ - -	i̇ - 5	4 - -	3 - 3	3 4 5
E- del- weiss,		E- del- weiss,		eve- ry	mor-ning you
6 - -	5 - -	3 - 5	2̇ - -	i̇ - 5	4 - -
greet me.		Small and white,		clean and	bright,
3 - 5	5 6 7	i̇ - -	i̇ - -	2̇ - 5 5	7 6 5
you look hap-py to	meet me.			Blos-som of	snow, may you
3 - 5	i̇ - -	6̇ - i̇	2̇ - i̇	7 - -	5 - -
bloom and grow,	bloom and grow	for- e-	ver.		
3 - 5	2̇ - -	i̇ - 5	4 - -	3 - 5	
E- del- weiss,		E- del- weiss,		bless my	
5 6 7	i̇ - -	i̇ - -	i̇ - -	i̇ - -	
home-land for-	e-	ver	e-	ver.	



Circle the correct answers.

- Edelweiss is _____ and _____, clean and _____.
A. small; white; bright B. big; red; happy C. small; red; white
- The word "clean" means "_____".
A. 脏的 B. 干净的 C. 悲伤的
- The song *Edelweiss* shows love for _____.
A. family B. school C. homeland

Listen to the dialogue and answer the questions.

1. A: How many people are there in Rose's family?

B: There are _____ .

2. A: Who's the old woman in green?



B: She is _____ .

3. A: Who is the man in purple?



B: He is _____ .

4. A: Who is next to Rose's uncle?



B: _____ is next to Rose's uncle.

5. A: Who are the two children next to Rose?



B: They are _____ .

Listen and chant.

I Love My Family!

I love my family,

I love my father and my mother.

I love my family,

I love my brother and my sister.

Oh, I love everyone,

And I know everyone loves me, too.



How many people are there in this family?



Introduce your family and then write the answer.

I am a lovely _____ or _____ .

I am _____ years old.

There are _____ people in my family.

My father likes _____. My mother likes _____ .

I _____ my parents, and they _____ me too.

Read and understand.

A Year Later

1. Come on, let me see how tall you are.



2.



His father makes a mark in the tree.

3.



A year has passed.

4.



How come you've grown shorter?!

Answer the following questions.

1. What does the boy's father want to do?
2. What does his father make in the tree?
3. Has the boy grown shorter? Why?

Read aloud and find out the odd word.

E. g. cube

tube

mug

1. June

bus

mule

2. new

now

dew

3. fruit

use

huge

4. mew

cute

under

Use the words in the box to complete the sentences.

June

few

cute

huge

use

1. An elephant is a _____ animal.

2. My birthday is in _____ .

3. I think the baby is very _____ .

4. There aren't many bananas. There are _____ .

5. You can _____ a knife to cut meat.

Read and write.

I am Mrs Tang.

Remember to capitalize "I".

I am _____ (name) and I am _____ (age). _____ live in _____ .
_____ love my dad and mum very much. And _____ like my school, too.


You can do it.

Draw your family tree and talk about it.



Lesson 3 What's Your Father's Job?

Let's talk.



Oh, great! I like football very much.

Who is the man next to your uncle?



He's my father.



What is your father's job?



He's a **doctor**, and my mother is a **dancer**.



Good! This little boy must be you.



You are right.

Look at the picture and guess the meaning of each red word.



Work in pairs.

Who is the woman / man / girl / boy next to / in front of / behind you?

She / He is...

What is her / his job?

She / He is...



Let's learn.

What is your **father's** / **mother's** job?



He / She is **a farmer.**



cook



policeman



policewoman



doctor



nurse



driver



worker



singer

Listen and circle.

1.

A.



B.



C.



D.



2.

A.



B.



C.



D.



3.

A.



B.




C.



D.



Play a game.



Listen and chant.

Flowers love the sun.
Birds love the sky.
Fish love the river.
I love Mum and Dad.



1. Write a title.
2. Make up your new rhyme by using *grandpa*, *grandma*, *uncle* and *aunt*.



Listen to the dialogue and write T (true) or F (false).

- () 1. There are four people in the picture.
- () 2. The man in blue is my uncle.
- () 3. My uncle is a football player.
- () 4. My father is a football player, too.
- () 5. The little boy is me.

Read and make new words by adding *-r* or *-er*.

E. g. My uncle **dances** very well. He is a **dancer**.

1. She **teaches** Chinese in this school. She is a _____ .



2. He **drives** a bus. He is a _____ .



3. I **work** in a factory _____ . I am a _____ .



4. She **sings** *I Love You, China* very beautifully. She is a _____ .



5. My brother works on a **farm**. He is a _____ .











Fill in the blanks with *What, Where, Why, Who* or *When*.

1. _____ is the woman in front of Miss Li?
2. _____ is in your bag?
3. _____ is my blue dress?
4. _____ do you get up in the morning?
5. _____ are you here?

Read and understand.

My Family

I am Tom  . I'm twelve years old. I live in London  . There are three people  in my family. My father is a taxi-driver  . He has many friends  . My mother is a teacher  . She has many pupils  . I have a happy family  .

Read and choose.

1. Tom is _____ years old. A. 10 B. 11 C. 12
2. Tom's father is a _____. A. cook B. driver C. doctor
3. Tom's mother is a _____. A. teacher B. nurse C. singer

Use the words in the box to complete the sentences.

go huge old bike like no

1. How _____ are you?

2. I _____ those cute mice.



3. It is not yes. It is _____ .

4. Ready, set, _____ !



5. The animal is not small. It is _____ .

6. Your friend can't ride a _____ .



Read and write.

I watch TV on ^S~~s~~aturday.

Days in a week begin
with capital letters.

Today is _____. I have English on _____ and _____.
I have PE on _____. I don't go to school on _____ and
_____. I can watch TV on _____.

You can do it.

Interview five of your classmates and find out what
his / her parents do. Then report to the class.




Self-assessment


How well do you know Unit 3? Draw   ,   or  for your work.


	Great!	OK!	Try hard!
I can say the new words.			
I can use the structures.			
I can act out the dialogues.			
I can spell the words with the sounds u_e and ew.			
I can read the stories.			
I can use capital letters correctly.			
I can sing and chant.			


Now let’s do more practice.


Match, say and write.
















































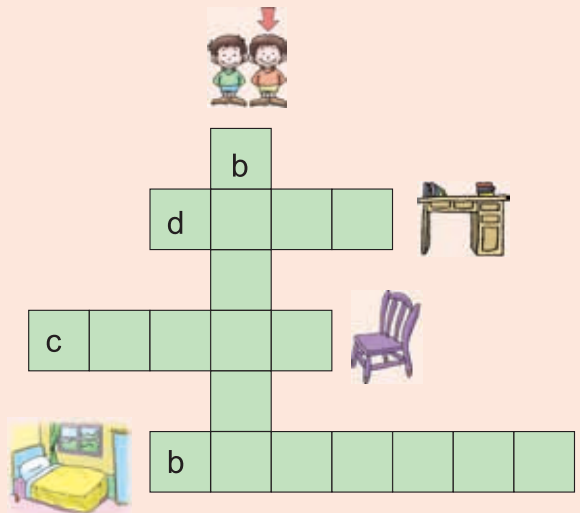
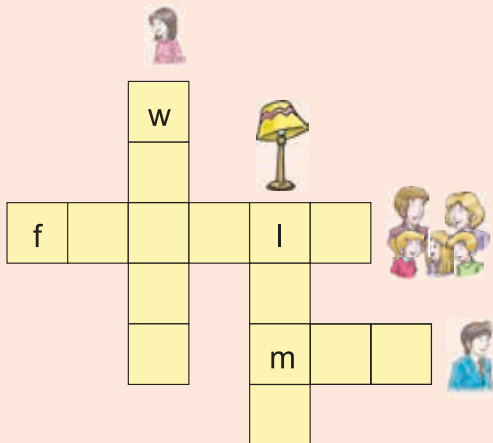









Look, write and say.



Listen and tick A or B.

1.




2.



3.



4.



5.



6.



Tongue twister.

Carrot stew, carrot stew!

It's our favourite thing to do.

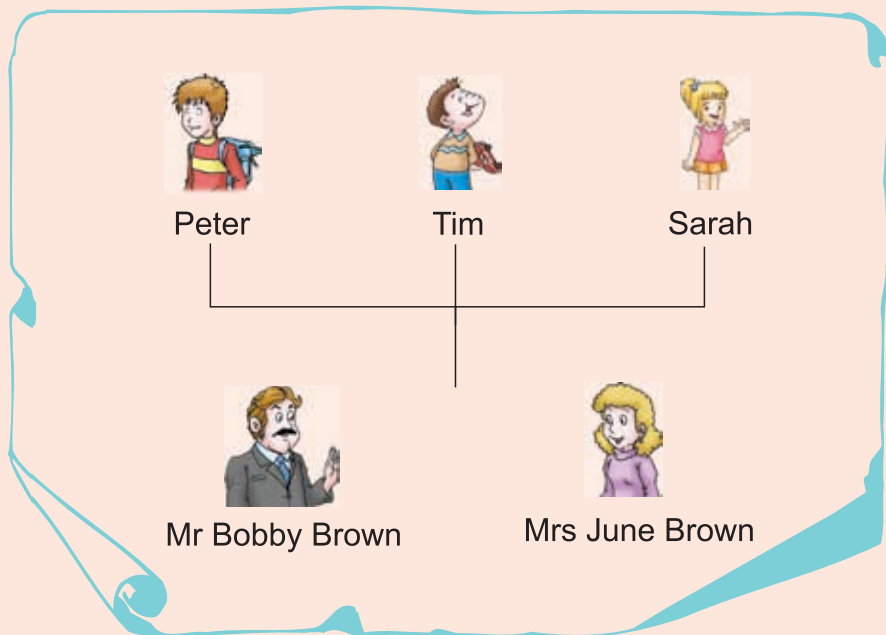
Get a pot and a carrot or two.

And cook up a carrot stew.



Read and complete the passage.

Peter's Family Tree



This is _____ family. Mr Bobby Brown is Peter's _____. Peter's _____ is Mrs Brown. Peter's sister is _____, and _____ is cute. His brother's name is _____. He has a _____ in his hand. _____ is a pupil.

Let's act.

Little Cat Goes Fishing

1 What a nice day! Let's go fishing, Little Cat.

2 Great! Let's go, Mum. I can't wait.


3 Ha, there is a dragonfly. It's so lovely. I like it very much.

4 Come back, Dragonfly. Please don't fly away. Come and play with me.

5 Wow, Mum, you've caught a big fish.



6 Little Cat, don't be so absent-minded.



7 Yes, Mum.

8 Fish, fish, give me a fish.
Fish, fish, give me a fish.



9 Ha, there is a butterfly.
It's so beautiful. I like it very much.



10 Come back, Butterfly.
Please don't fly away.
Come and play with me.



11 Mum, you've caught another big fish.

12 I'm not happy. I haven't caught even a small fish.



13 You are so absent-minded. How can you catch a fish?

14 I'm sorry, Mum.



His face turns red. He begins to fish attentively.
A few minutes later, Little Cat catches a big fish.

15 Fish, fish, give me a fish.



16 Mum, I've caught a big fish.
I've caught a big fish.



18 OK.

17 You are great! I'm
proud of you. Let's
go home.



Read the story and number the pictures.



Read the story and circle the answers.

1. It's a _____ day.

A.



B.



C.



2. Little Cat goes fishing with his _____ .

A. dad

B. mum

C. sister

3. Little Cat goes to catch _____ and asks them to play with him.

A.



and



B.



and



C.



and



4. Mummy Cat is proud of Little Cat because he catches a big _____ at last.

A.



B.



C.



Word List

(标注*号的要求能听懂、会说,其余的还要求能整体认读)

Unit 1 Favourite Subjects

science 科学

social studies 社会课

Lesson 1

class 课

textbook 课本

subject 学科

notebook 笔记本

because 因为

storybook 故事书

*enjoy 欣赏

workbook 练习册

*funny 有趣的

mine 我的

yours 你(们)的

Lesson 3

hers 她的

easy 容易的

his 他的

magic 神奇的

whose 谁的

important 重要的

one by one 一个一个地

interesting 有趣的

difficult 难的

Lesson 2

boring 无趣的

art 艺术

useful 有用的

PE 体育

useless 无用的

ME(Moral Education) 思想品德

what 什么

music 音乐

work hard 努力学习

maths 数学

*Cool! 太棒了!

computer 计算机

Unit 2 Interesting Lessons

Lesson 1

hundred	一百
thousand	一千
swimming	在游泳
singing	在唱歌
watching TV	在看电视
working	在工作
sleeping	在睡觉
eating	在吃
listening to music	在听音乐
reading	在读书
*missing	遗漏的
*solve	解; 解答
*puzzle	难题; 谜
a piece of cake	容易的事

Lesson 2

body	身体
a pair of wings	一对翅膀

insect	昆虫
soft	柔软的
hard	硬的
*butterfly	蝴蝶
*dragonfly	蜻蜓
*nothing	什么也没有
tell	告诉
*ladybug	瓢虫
most	大部分的
not	不; 没有
no	不; 没有
yes	是的

Lesson 3

Mount Fuji	富士山
the Eiffel Tower	埃菲尔铁塔
Big Ben	大本钟
the Great Wall	长城
the White House	白宫
Japan	日本
France	法国

*spell

拼写

mother

母亲

grandfather

爷爷；外公

grandmother

奶奶；外婆

people

人

in purple

穿紫色衣服

Unit 3 Happy Family

Lesson 1

clock

钟

bed

床

room

房间

bedroom

卧室

TV

电视机

lamp

台灯

bookshelf

书架

desk

书桌

chair

椅子

Lesson 2

woman

妇女

man

男人

cousin

堂兄妹

family

家庭

father

父亲

Lesson 3

dancer

舞蹈演员；

舞蹈家

cook

厨师

policeman

男警察

policewoman

女警察

doctor

医生

nurse

护士

driver

驾驶员

worker

工人

singer

歌唱家

*taxi-driver

出租车司机

*pupil

小学生

Vocabulary

(标注*号的要求能听懂、会说,其余的还要求能整体认读)

A

a pair of wings	一对翅膀
a piece of cake	容易的事
art	艺术

B

because	因为
bed	床
bedroom	卧室
Big Ben	大本钟
body	身体
bookshelf	书架
boring	无趣的
*butterfly	蝴蝶

C

chair	椅子
class	课
clock	钟
computer	计算机
cook	厨师
*Cool!	太棒了!

cousin	堂兄妹
--------	-----

D

dancer	舞蹈演员;舞蹈家
desk	书桌
difficult	难的
doctor	医生
*dragonfly	蜻蜓
driver	驾驶员

E

easy	容易的
eating	在吃
*enjoy	欣赏

F

family	家庭
father	父亲
France	法国
*funny	有趣的

G

grandfather	爷爷; 外公
grandmother	奶奶; 外婆

H

hard	硬的
hers	她的
his	他的
hundred	一百

I

important	重要的
in purple	穿紫色衣服
insect	昆虫
interesting	有趣的

J

Japan	日本
-------	----

L

*ladybug	瓢虫
lamp	台灯
listening to music	在听音乐

M

magic	神奇的
man	男人
maths	数学
ME(Moral Education)	思想品德
mine	我的
*missing	遗漏的
most	大部分的
mother	母亲
Mount Fuji	富士山
music	音乐

N

no	不; 没有
not	不; 没有
notebook	笔记本
*nothing	什么也没有

nurse

护士

sleeping

在睡觉

social studies

社会课

O

soft

柔软的

one by one

一个一个地

*solve

解; 解答

*spell

拼写

storybook

故事书

subject

学科

P

swimming

在游泳

PE

体育

people

人

policeman

男警察

policewoman

女警察

*pupil

小学生

*puzzle

难题; 谜

T

*taxi-driver

出租车司机

tell

告诉

textbook

课本

the Eiffel Tower

埃菲尔铁塔

the Great Wall

长城

the White House

白宫

thousand

一千

TV

电视机

R

reading

在读书

room

房间

S

science

科学

singer

歌唱家

singing

在唱歌

U

useful

有用的

useless

无用的

W

watching TV	在看电视
what	什么
whose	谁的
woman	妇女
workbook	练习册
worker	工人
work hard	努力学习
working	在工作

Y

yes	是的
yours	你（们）的