



义务教育教科书

义务教育教科书

英语 English

三年级起点 三年级上册

# 英语 English

三年级起点 三年级上册



绿色印刷产品

批准文号：湘发改价费〔2017〕343号

ISBN 978-7-5539-0571-6



9 787553 190571 >

定价：5.32元



湖南教育出版社

山东教育出版社



湖南教育出版社



山东教育出版社



义务教育教科书

# 英语 English

三年级起点 三年级上册

编著 小学英语教科书编委会

主编 秦秀白

Name \_\_\_\_\_ Class \_\_\_\_\_ No. \_\_\_\_\_



湖南教育出版社



山东教育出版社

图书在版编目(CIP)数据

英语. 三年级. 上册 / 秦秀白主编. —长沙: 湖南教育出版社, 2013.5 (2021.5 重印)

义务教育教科书: 三年级起点

ISBN 978-7-5539-0571-6

I. ①英… II. ①秦… III. ①英语课—小学—教材 IV. ①G624.311

中国版本图书馆 CIP 数据核字(2013)第 105069 号



义务教育教科书

英语 English YINGYU

三年级起点 三年级上册

编 著: 小学英语教科书编委会

主 编: 秦秀白

责任编辑: 黄永华 钱 锋 张艺琼

版式设计: 任晓庆

出版发行: 湖南教育出版社(长沙市韶山北路 443 号)

出版发行: 山东教育出版社(济南市纬一路 321 号)

电子邮箱: hnjycbs@sina.com

重印: 湖南出版中心 经销: 湖南省新华书店

印刷装订: 湖南天闻新华印务有限公司

开本: 787 毫米 × 1092 毫米 1/16 印张: 5

版次: 2013 年 5 月第 1 版 2021 年 5 月第 10 次印刷(2021 秋)

书号: ISBN 978-7-5539-0571-6


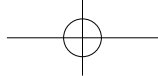
印数: 1—70000 册

定价: 5.32 元

著作权所有, 请勿擅用本书制作各类出版物, 违者必究。

如有质量问题, 影响阅读, 请与湖南出版中心联系调换。

联系电话: 0731-88388986 0731-88388987



## 致同学们的一封信

同学们，你们好！欢迎来到英语学习的新天地！从现在起你们将在老师的引导下，与 Wang Li、Zhou Lin、Li Xiao、Amy、Andy 及小乌龟 Ted 一道成长，一起学习、歌唱、游戏，逐步学会用英语进行交流、倾诉和分享；学会表演小故事和短剧，演唱简单的英语歌谣，观察和描述美丽的图片，了解国内外文化习俗和风情，阅读和认知更为广阔的世界。

本套教科书根据教育部 2011 年颁发的《义务教育英语课程标准》二级标准进行修订，以三年级为起点，按学期分为 8 册。三、四年级每册分 9 个学习单元和 3 个复习单元，五、六年级每册分 10 个学习单元和 2 个复习单元，建议每个单元用 4 学时学习；根据整体学习需要，各册有选择性地设置了总结学习规律、体验英语文化及拓展国际视野的开放性学习内容。

本套教科书根据“话题 + 功能 + 词汇 + 结构 + 活动”建构体系，按照“听说为先，读写跟上；点面结合，不断复现；循序渐进，螺旋上升”的原则编排内容，从学生熟悉的事物和生活确定单元话题，围绕话题选择素材、设计活动，强调综合语言运用能力，强调英语的工具性和人文性；学习单元分 A、B 两部分，通过活动将情景对话、单词学习、复习巩固和评价融为一体，强调在语境中学习和培养用英语做事情的综合实践能力及开放创新的思维方式；三、四年级的复习单元是总结学习内容，五、六年级的复习单元是先通过活动整理知识，再进行 Fun Reading 与 Culture Tips 阅读，逐步实现人文素养和文化意识的培养。

本套教科书力求体现以下特点：一、以学生为中心，强调自主学习，寓学于乐，通过听说、读写、游戏、吟唱、玩演等任务引领学习活动；二、与时俱进，强调学习情境的真实性和语言的自然流畅；三、协作学习，强调探究与创新，设计合作学习、评价和开放思维的空间，培养团结精神和自信心；四、渗透爱国主义教育，强调中华优秀传统文化传承；五、精选学习内容，强调教学资源的选择性和开放性，设计 Fun Time、Story Time、Game Time 等供选择和体验；六、注重整体学习，强调学习规律的归纳整理，除词汇表外各册还分别设计了 Phonics、日常用语等附录。

同学们，要学好英语，用英语做事，就要多听、多说、多读、多写，保持兴趣，充满自信，相信“I can do it！”只要通过反复实践，就能学好英语，用好英语，逐步提高综合语言运用的能力，为面向未来和走向世界打下坚实的基础。

同学们，让我们一起踏上英语学习的新航程吧！预祝你们成功！


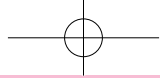
你们的好朋友：小学英语教科书编委会





# Contents

<b>Unit 1</b> Nice to meet you! .....	2
<b>Unit 2</b> Let's play a game! .....	8
<b>Unit 3</b> It has two big eyes. ....	14
<b>Review 1</b> .....	20
<b>Unit 4</b> Is this your pen? .....	22
<b>Unit 5</b> Where is your book? .....	28
<b>Unit 6</b> How many apples? .....	34
<b>Review 2</b> .....	40
<b>Unit 7</b> How old are you? .....	42
<b>Unit 8</b> I like PE! .....	48
<b>Unit 9</b> This is my fish. ....	54
<b>Review 3</b> .....	60
Fun Time .....	62
Story Time .....	64
Game Time .....	66
Words and Expressions in Each Unit .....	68
Vocabulary .....	71
Appendices .....	74



Ms Li

Andy

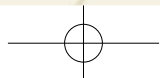
Li Xiao

Ted

Zhou Lin


Amy

Wang Li



# Unit 1

# Nice to meet you!

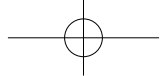


Hello!  
What's your name?



My name is Wang Li.  
Nice to meet you!





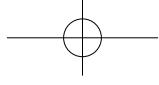
Hello!

Ms Li  
English teacher

Hi, Ms Li.

It's Ted.

What's this?



# Section A

## 1 Look and listen



## 2 Listen, circle and say



pen



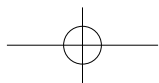
book



bag



pencil






### 3 Listen and try




### 4 Listen and tick

What's this?



### 5 Act and guess

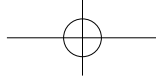
Work in pairs or groups. Take turns to act and guess.



Aa Bb Cc Dd Ee Ff Gg

five

5



# Section B

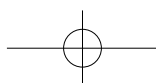

## 6 Look, listen and try



## 7 Listen and match



### Try with your friend



## 8 Listen and sing

**Hello! Hello!**

1=F  $\frac{2}{4}$

1 3 5 3 | 5 5 |

Hel - lo! Hel - lo! Tur - tle!

1 3 5 3 | 1 1 |

Hel - lo! Hel - lo! Bird!

1 3 5 3 | 5 5 |

Nice to meet you, Tur - tle!

4 3 2 7 | 1 1 ||

Nice to meet you, Bird!



## 9 Things I can do

 *I can say:*

Hello. I'm ...

Nice to meet you!

What's your name? My name is ...

What's this? It's ...

 *I can say:*

pen book bag pencil



# Unit 2

# Let's play a game!

Hello, Zhou Lin!  
How are you?

I'm fine, thanks.





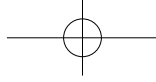


Let's play a game!

One, touch your nose!  
Two, touch your mouth!

Haha!






# Section A

## 1 Look and listen



## 2 Listen, circle and say



eye



nose



ear



mouth

### 3 Listen and try



### 4 Listen and say

3 How are you?

1 Good morning!

4 What's your name?

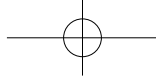
2 Nice to meet you!

### 5 Play a game

Work in pairs or groups. Use the cards from activity 4.



Hh Ii Jj Kk Ll Mm Nn



# Section B







## 6 Look, listen and try


Let's play a game!  
Touch your nose!

Touch your eye!  
Touch your ear!



## 7 Listen and tick

					
( )	( )	( )	( )	( )	( )

 Try with your friend





## 8 Listen and chant



## 9 Things I can do

 *I can say:*

How are you? I'm fine, thanks.

Let's play a game!

Touch your ...

one, two, three, four

 *I can say:*

eye                  nose                  ear                  mouth

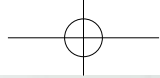
Unit 3

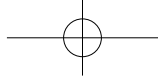
It has two big eyes.

Zhou Lin, look!

What's in it?







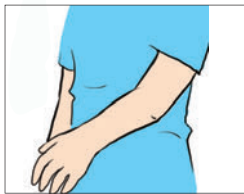


# Section A

## 1 Look and listen



## 2 Listen, circle and say




arm



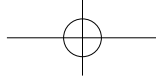
leg




panda



monkey



### 3 Look, listen and try



### 4 Listen and match

arm

mouth

leg



eye

nose

head

ear

### 5 Look, tick and talk

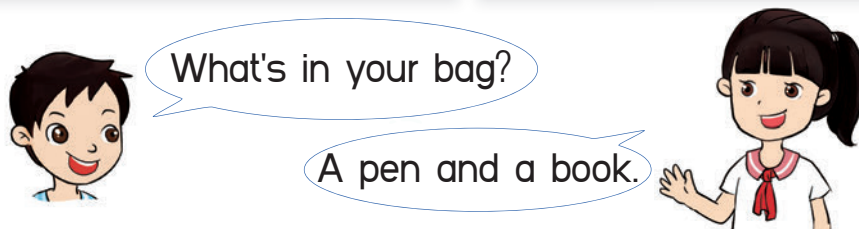
Work with your partner. Take turns to ask each other questions.

What's in your bag?

( ) a pen ( ) a pencil  
 ( ) a book ( ) a toy

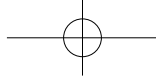
What's in your partner's bag?

( ) a pen ( ) a pencil  
 ( ) a book ( ) a toy




Oo Pp Qq Rr Ss Tt





## Section B

### 6 Listen, read and tick



- (     ) It has a small head.
- (     ) It has a big head.
- (     ) It has two small eyes.

- (     ) It has four legs.
- (     ) It has a small head.
- (     ) It has a big head.



- (     ) It has four long legs.
- (     ) It has two small eyes.
- (     ) It has a big mouth.

### 7 Draw and guess

Work in pairs. Draw an animal. Put it in your bag and ask your partner to guess.



## 8 Listen and chant

### What's in it?

*What's in it?  
What's in the bag?  
It's a toy turtle!  
It's a toy turtle!*

*What's in it?  
What's in the box?  
It's a panda pen!  
It's a panda pen!*



## 9 Things I can do

 *I can say:*

What's in it?

It has long legs/arms.

It has a small/big head.

What's in your ...?

 *I can say:*

*arm leg panda monkey*



# Review 1

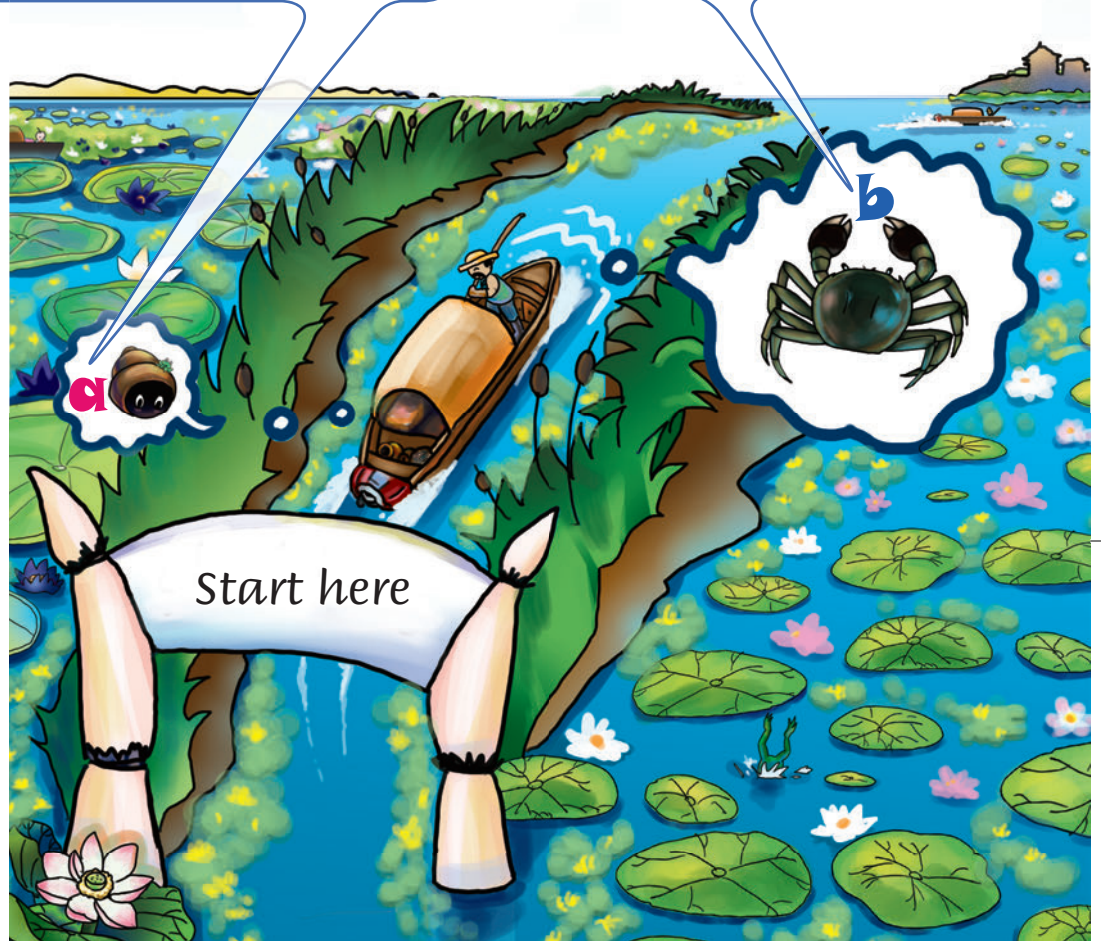
## Activity 1

*I know these people.*

Andy, Li Xiao, Wang Li, Zhou Lin,  
Amy, Ted, Ms Li

## Activity 2

*I know these words.*

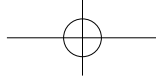


## Activity 4

*I know these phrases and sentences.*

Hello. I'm ...  
Nice to meet you!  
What's your name? My name is ...  
What's this? It's ...  
How are you?  
I'm fine, thanks.

Let's play a game!  
Touch your ...  
What's in it?  
It has long legs/arms.  
It has a small/big head.  
What's in your ...?



pen, book, bag, pencil, eye,  
nose, ear, mouth, arm, leg,  
panda, monkey

### Activity 3

*I know these numbers.*  
one, two, three, four



Well done! Tick the box.	Activity 1	Activity 2	Activity 3	Activity 4
😊 Good				
😊 Very good				
😊 Excellent				



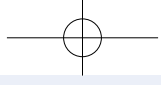
# Unit 4

# Is this your pen?

Who is she?

She is Ms Xu.  
She is a new teacher.

Ms Xu  
Art teacher



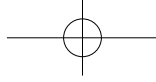
Zhang Jia

Is this your ruler?

Yes, it is.  
Is this your eraser?


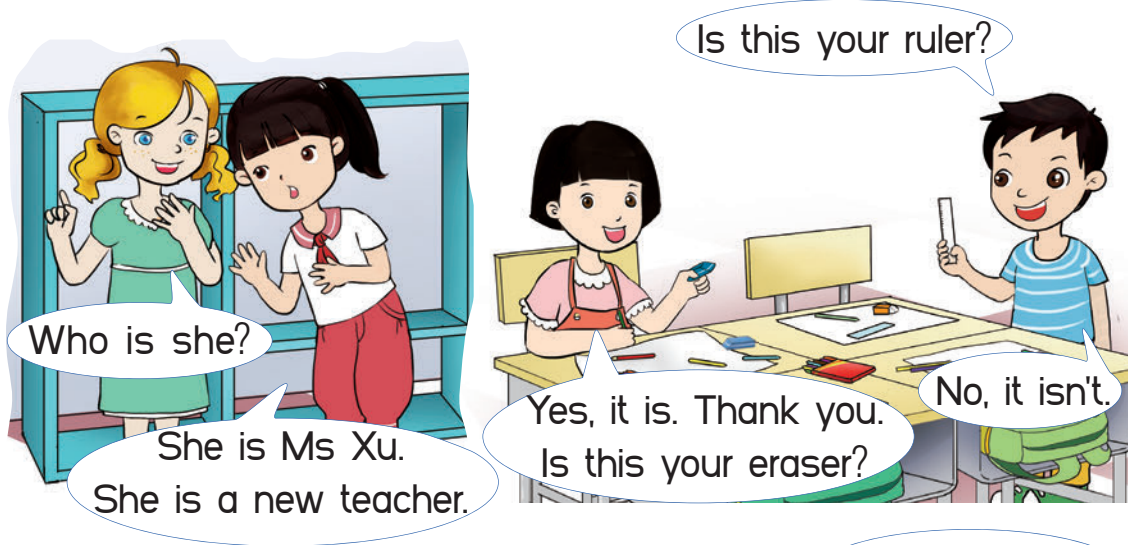
No, it isn't.



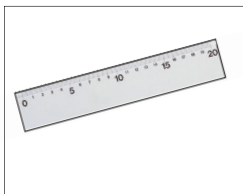


# Section A

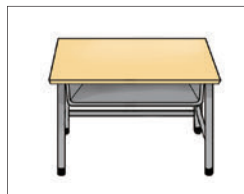
## 1 Look and listen



## 2 Listen, circle and say



ruler



desk




eraser



teacher

### 3 Listen and try



### 4 Listen and match



Zhou Lin



Amy



Ms Li

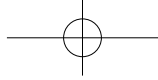


### 5 Look and act

Work in groups. Ask each group member to put a ruler, an eraser and a pen in a bag. Take turns to act.



Uu Vv Ww Xx Yy Zz




# Section B

## 6 Look, listen and try



## 7 Look and talk

Work in pairs. Who is he/she? Take turns to ask each other questions.



## 8 Listen and chant

### Is this your eraser?

*Is this your eraser?*

*Is this your eraser?*

*No, no, no.*

*Is that your desk?*

*Is that your desk?*

*Yes, yes, yes.*



## 9 Things I can do

 *I can say:*

Who is he/she? He/She is ...

Is this/that your ...?

Yes, it is./No, it isn't.

It's my ... /It's Zhang Jia's.

 *I can trace and say:*

ruler      desk      eraser      teacher

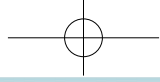


# Unit 5

# Where is your book?

Where's your book?



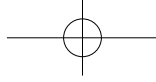


It's on the table.

Amy! Let's go to school.

OK.



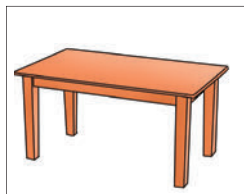


# Section A

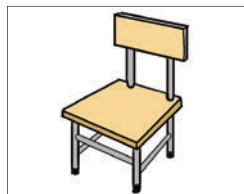
## 1 Look and listen



## 2 Listen, circle and say




table



chair



red



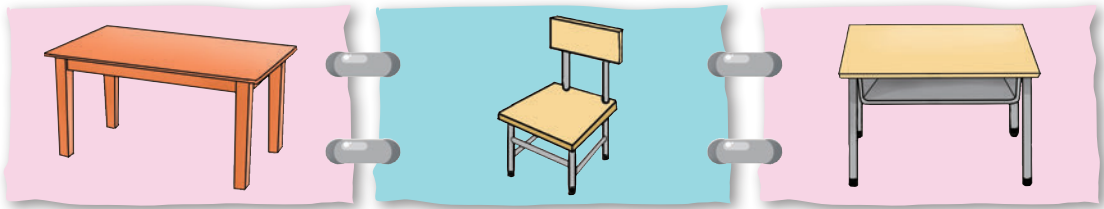
blue

### 3 Look, listen and try



### 4 Listen and match

Where is it?



bag

pen

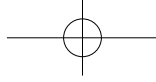
book

eraser

### 5 Spot the differences
















# Section B

## 6 Listen, circle and colour

 Amy	 Zhou Lin	 Your partner
		
		





Try with your friend

What colour is your bag?



## 7 Draw and talk

Work in pairs. Take turns to ask each other questions.

In my bag	On my desk
	

**Pupil A:** Where is your red book?

**Pupil B:** It's in my bag.

Where's your blue pen?

**Pupil A:** On my desk.

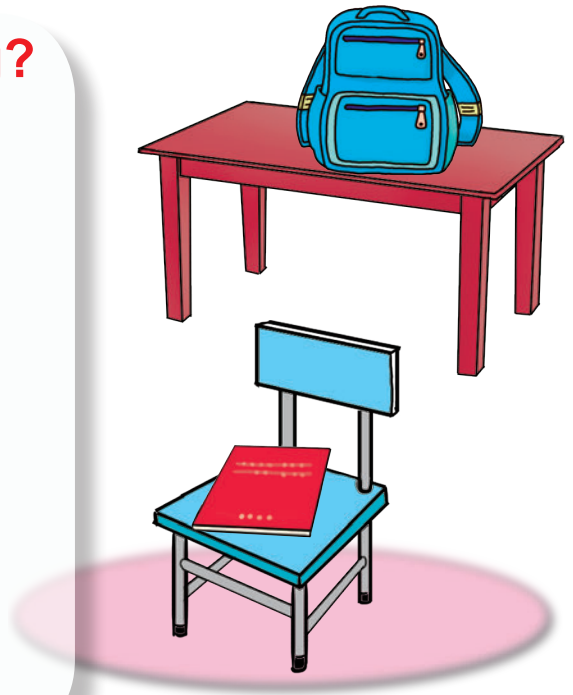


## 8 Listen and chant

### Where is your blue bag?

*Where is your blue bag?  
Where is your blue bag?  
It's on my red table!  
It's on my red table!*

*Where is your red book?  
Where is your red book?  
It's on my blue chair!  
It's on my blue chair!*



## 9 Things I can do

 *I can say:*

Where is your ...?

It's in/on ...

What colour is your ...?

My ... is red/blue.

 *I can trace and say:*

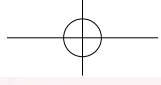
*table chair red blue*

# Unit 6

# How many apples?

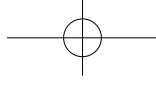






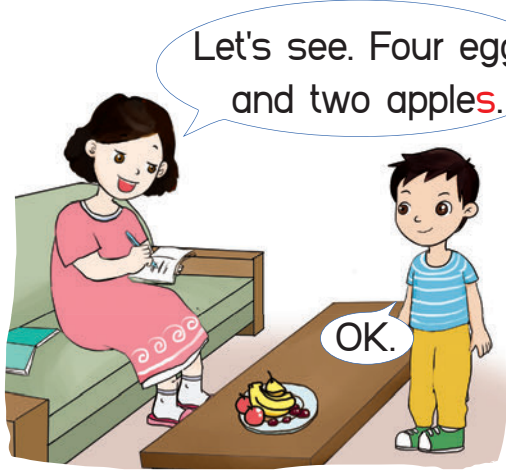
Eggs and apples, please.

How many?

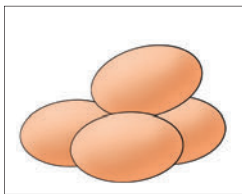


# Section A


## 1 Look and listen




## 2 Listen, circle and say




eggs



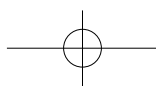
apples



green



yellow



### 3 Listen and try

How many eggs?



Six eggs.




How many apples are there?



There are eight apples. Seven green apples and one red apple.

### 4 Listen and match

How many?



five

six

seven

eight

### 5 Look and talk

Work with your partner. Take turns to ask each other questions.

#### Shopping List

five eggs  
seven green apples  
eight yellow apples  
six pens

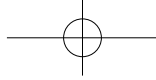
Eggs, please.

Five eggs.

How many?









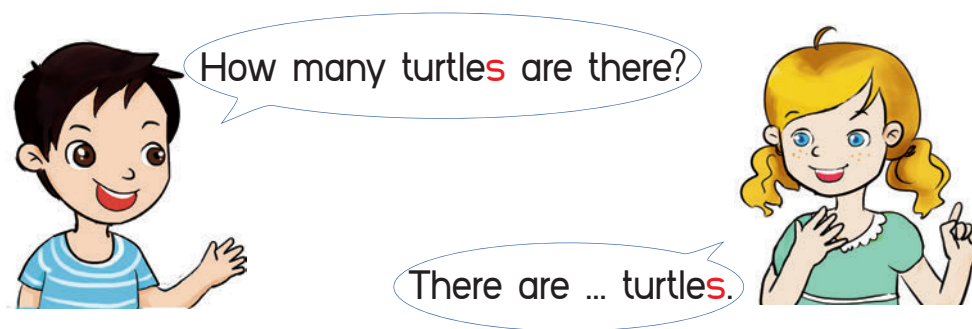
## Section B

### 6 Look, listen and try



### 7 Draw and talk

Work in pairs. Draw more turtles and apples. Take turns to ask each other questions about the pictures.



## 8 Listen and chant

**How many?**

*How many apples?*

*How many apples?*

*Five red apples!*


*Five red apples!*

*How many turtles?*

*How many turtles?*

*Seven green turtles!*

*Seven green turtles!*



## 9 Things I can do

 *I can say:*

How many ...?

five, six, seven, eight

How many ... are there?

There are ...

 *I can trace and say:*

egg      apple      green      yellow

## Review 2

### Activity 1

*I know these people.*

Zhang Jia, Ms Xu, Andy's mum,  
Wang Li's dad, Mr Liu

### Activity 2

*I know these words.*



### Activity 4

*I know these phrases and sentences.*

Who is he/she? He/She is ...

Is this/that your ...?

Yes, it is./No, it isn't.

It's my ... /It's Zhang Jia's.

Where is your ...?

It's in/on ...

What colour is your ...?

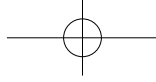
My ... is red/blue.

How many ...?

How many ... are there?

There are ...





ruler, desk, eraser, teacher,  
table, chair, red, blue, egg,  
apple, green, yellow

### Activity 3

*I know these numbers.*  
five, six, seven, eight



Well done! Tick the box.	Activity 1	Activity 2	Activity 3	Activity 4
😊 Good				
😊 Very good				
😊 Excellent				

# Unit 7

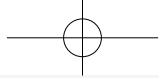
# How old are you?



Wang Li

Amy

Li Xiao

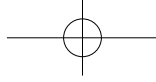


I'm ten years old.  
Oh, thank you!

Zhou Lin

Andy





# Section A

## 1 Look and listen




## 2 Listen, circle and say



cake



card



basketball



beautiful

### 3 Look, listen and try



### 4 Listen and match


How old are they?

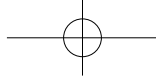


He is \_\_\_ years old. She is \_\_\_ years old. They are \_\_\_ years old.

nine      ten      eleven      twelve

### 5 Draw and talk













## Section B

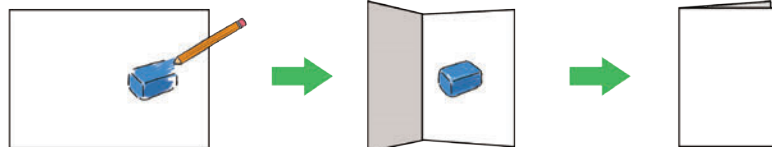
### 6 Listen and tick

What's his/her birthday gift?

	Andy			Wang Li
	(    ) a toy monkey			(    ) a basketball
	(    ) a toy turtle			(    ) a cake
	(    ) a toy panda			(    ) a red pen

### 7 Draw and act

Work in pairs. Draw a gift for your partner. Take turns to give each other the gifts.




Happy birthday!  
This is for you!

A gift!  
What's in it?

Oh! A blue eraser!  
It's beautiful! Thanks!



## 8 Listen and sing



### Happy birthday!

1=G  $\frac{3}{4}$

$\underline{\underset{\cdot}{5}} \quad \underline{\underset{\cdot}{5}} \quad \underset{\cdot}{6} \quad \underset{\cdot}{5} \quad | \quad 1 \quad \underset{\cdot}{7} \quad - \quad |$

Hap - py birth - day to you!

$\underline{\underset{\cdot}{5}} \quad \underline{\underset{\cdot}{5}} \quad \underset{\cdot}{6} \quad \underset{\cdot}{5} \quad | \quad 2 \quad 1 \quad - \quad |$

Hap - py birth - day to you!

$\underline{\underset{\cdot}{5}} \quad \underline{\underset{\cdot}{5}} \quad 5 \quad 3 \quad | \quad 1 \quad \underset{\cdot}{7} \quad \underset{\cdot}{6} \quad |$

Hap - py birth - day dear \_\_\_\_\_ !

$\underline{\underset{\cdot}{4}} \quad \underline{\underset{\cdot}{4}} \quad 3 \quad 1 \quad | \quad 2 \quad 1 \quad - \quad ||$

Hap - py birth - day to you!



## 9 Things I can do

 *I can say:*

How old are you?

I'm ... years old.

nine, ten, eleven, twelve

Happy birthday!

 *I can trace and say:*

cake      card      basketball      beautiful

# Unit 8

# I like PE!



Who is he?

He's Mr Yu.  
He is our PE teacher.

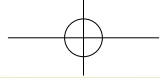
Do you like PE?



Yes, I do. I like PE!



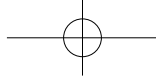
Zhang Jia



Shoot! Shoot! Goal!

Mr Yu  
PE teacher






# Section A

## 1 Look and listen



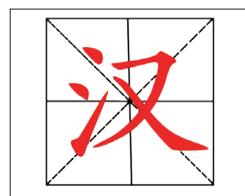
## 2 Listen, circle and say



English



PE




Chinese











Music

### ③ Look, listen and try



### ④ Listen and tick

What do they like?

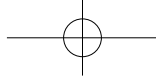
	( ) PE 	<input type="checkbox"/>	( ) PE 	
Zhou Lin	( ) Music 	<input type="checkbox"/>	( ) Music 	Wang Li
	( ) Chinese 	<input checked="" type="checkbox"/>	( ) Chinese 	

### ⑤ Tick and talk

Work with your partner. Tick what you like. Take turns to ask each other questions.

	You	Your partner
PE	✓	
Music		
English		
Chinese		






## Section B

### ⑥ Listen, match and talk

Who are they?



Chinese teacher	English teacher	PE teacher	Music teacher
-----------------	-----------------	------------	---------------

Who is he?



He is Mr Yu.  
He is our PE teacher.

### ⑦ Read and talk

**Pupil A:** Who is your

English teacher?

**Pupil B:** My English teacher  
is Ms Li.

**Pupil A:** Do you like English?

**Pupil B:** Yes, I do.



Try with your friend

Who is your ...?



...



## 8 Listen and chant

### Do you like PE?

One, two, three.  
Do you like PE?  
Four, five, six.  
Do you like PE?

Seven, eight, nine.  
Yes, I do. Yes, I do.  
Ten, eleven, twelve.  
Yes, I do. Yes, I do.



## 9 Things I can do

 I can say:

Do you like ...?

Yes, I do./ No, I don't.

Who is your ... teacher?

He/She is our ... teacher.

 I can trace and say:

English PE Chinese Music

# Unit 9

# This is my fish.

This is my fish.  
Do you like it?

Yes, I do.

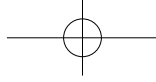


This is my cat.

This is my turtle.



It's cute.






# Section A

## 1 Look and listen




## 2 Listen, circle and say




cat



dog



fish




cute


### ③ Look, listen and try



### ④ Listen and match

Does she like it?

 Try with your friend



**Pupil A:** Does Wang Li like the cat?


**Pupil B:** Yes, she does.

**Pupil A:** Does Amy like the dog?

**Pupil B:** No, she doesn't.

### ⑤ Look, talk and tick

Work in pairs. Look at the pictures. Take turns to ask each other questions. Tick "cute" or "ugly".



(  ) cute  
(        ) ugly



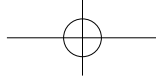
(        ) cute  
(        ) ugly



(        ) cute  
(        ) ugly



(        ) cute  
(        ) ugly



# Section B

## 6 Survey


Work in groups. Ask your group members: Do you like ...?  
Fill in the form.

Name	Li Ming		
Animal			
cat	✓		
fish			
turtle			
dog	✓		



## 7 Draw and talk

Work in pairs. Colour the fish and the cat. Draw another animal.  
Take turns to ask each other questions.





## 8 Listen and chant

### Do you like it?


*Look! A cute, cute cat!  
A cute, cute cat!  
Do you like it? Do you like it?*



*Look! A lovely little dog!  
A lovely little dog!  
Do you like it? Do you like it?*



*Look! A green, green turtle!  
A green, green turtle!  
Do you like it? Do you like it?*



## 9 Things I can do

 *I can say:*

This is ...

That is ...

It's cute/ugly.

He/She/It likes ...

 *I can trace and say:*

*cat dog fish cute*

# Review 3

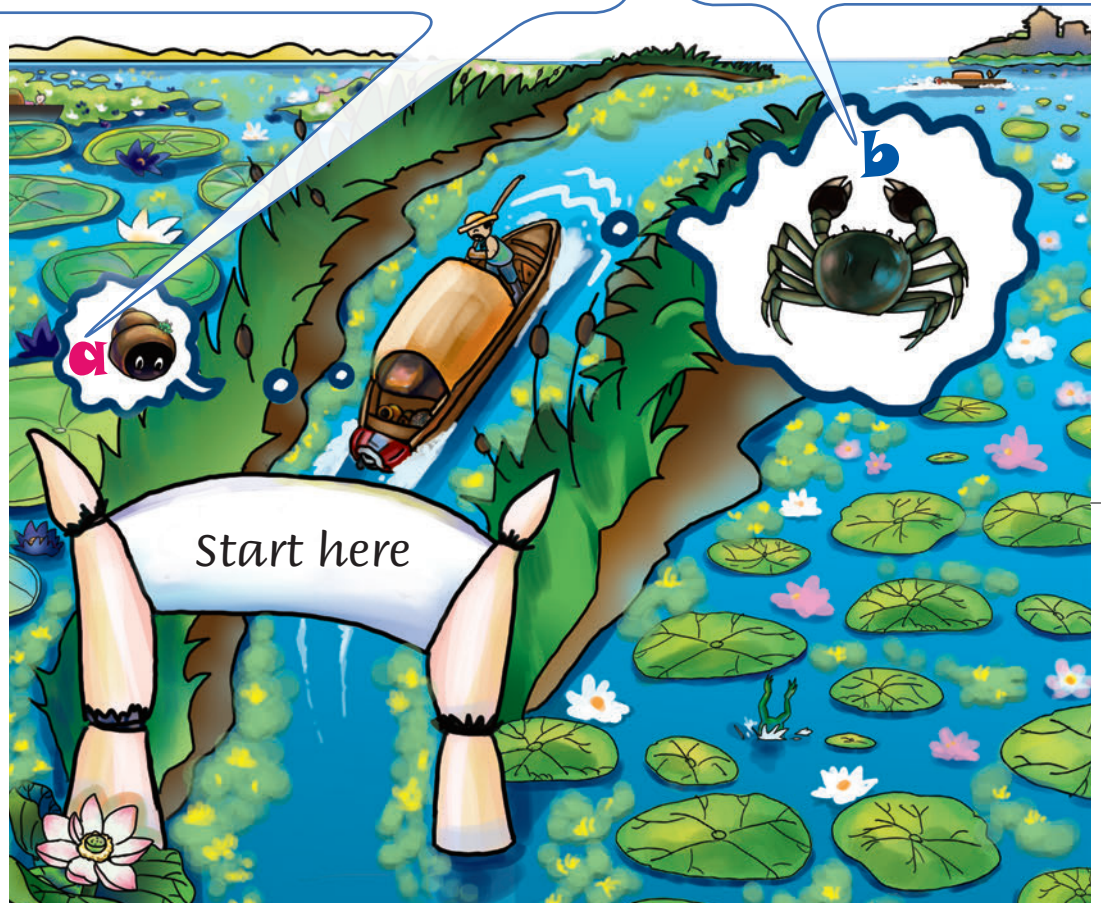
## Activity 1

*I know these people.*

Andy, Li Xiao, Wang Li, Zhou Lin, Amy, Ted,  
Ms Li, Mr Yu, Zhang Jia, Ms Wang, Andy's mum,  
Wang Li's dad, Mr Liu, Ms Xu, Ms Zhao

## Activity 2

*I know these words.*



## Activity 4

*I know these phrases and sentences.*

How old are you?

I'm ... years old.

Happy birthday!

Do you like ...?

Yes, I do./No, I don't.

Who is your ... teacher?

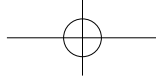
He/She is our ... teacher.

This is ...

That is ...

It's cute/ugly.

He/She/It likes ...



cake, card, basketball, beautiful,  
English, PE, Chinese, Music, cat,  
dog, fish, cute

### Activity 3

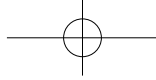
*I know these numbers.*

one, two, three, four, five,  
six, seven, eight, nine, ten,  
eleven, twelve



Well done! Tick the box.	Activity 1	Activity 2	Activity 3	Activity 4
😊 Good				
😊 Very good				
😊 Excellent				





# A B C Song



1=E  $\frac{2}{4}$



1 1 | 5 5 | 6 6 | 5 — | 4 4 | 3 3 |  
A B C D E F G H I J K



2 2 | 1 — | 5 5 | 4 — | 3 3 | 2 — |  
L M N O P Q R S T



5 5 | 4 — | 3 3 | 2 — | 1 3 | 5 — |  
U V W X Y Z X Y Z



6 i | 5 — | 4 4 | 3 3 | 2 2 | 1 — ||  
Now you see, I can sing my A B C.

# Ten Little Pandas

1=G  $\frac{2}{4}$



1 1 1 | 1 1 1 | 3 5 5 | 3 1 |  
*One lit - tle, two lit - tle, three lit - tle pan - das;*  
*Ten lit - tle, nine lit - tle, eight lit - tle pan - das;*



2 2 2 | 2 2 2 | 7 2 2 | 7 5 |  
*Four lit - tle, five lit - tle, six lit - tle pan - das;*  
*Seven lit - tle, six lit - tle, five lit - tle pan - das;*



1 1 1 | 1 1 1 | 3 5 5 | 3 1 |  
*Seven lit - tle, eight lit - tle, nine lit - tle pan - das;*  
*Four lit - tle, three lit - tle, two lit - tle pan - das;*




5 5 5 | 5 6 7 | 1 — ||  
*Ten lit - tle pan - da toys.*

*One lit - tle pan - da toy.*




🥚 Read Aesop's Fables and Act 🥚

### The Hare and the Tortoise



A hare and a tortoise had a race.

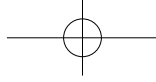
At last the hare woke up. He saw the tortoise had reached the goal.



Slow but steady wins the race.







 Read Aesop's Fables and Act 

**The Fox and the Lion**

One day, a fox saw a lion. The lion was big. He had a big mouth and big teeth. The fox was scared and ran away.




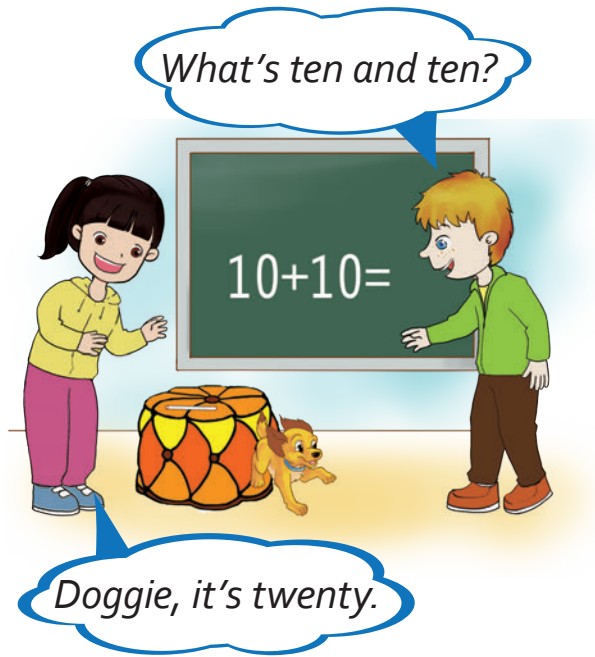
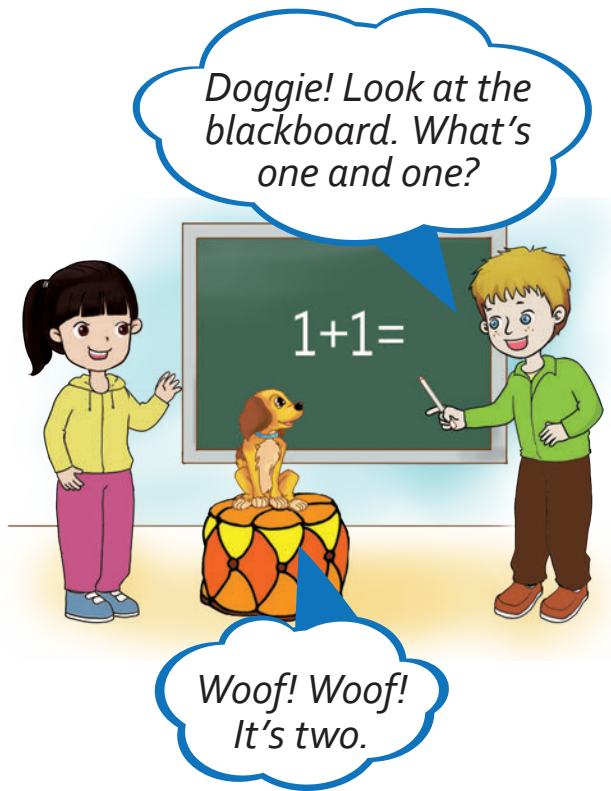
The next day, the fox saw the lion again. He watched the lion. The lion had kind eyes. He was cute. The fox was not scared. The fox and the lion became good friends.

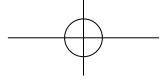


Acquaintance softens prejudice.



### Smart Doggie (1)





# Smart Doggie (2)



pen



b



b



p



e



n



a



l



p



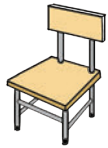
r



d



b



c



r




t



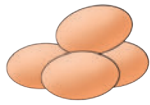
m



a



e



e



c



b



y



t



g



c



P



C



m



b

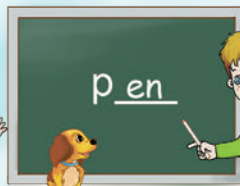


e



c

Right?



Very smart!



E

Woof! Woof! Yes.



d



c

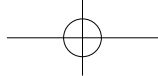


f



M





# Words and Expressions in Each Unit

## Unit 1

hi (hello)	喂，嘿
I	我
Nice to meet you!	很高兴见到你！
too	也
Ms	女士
What's your name?	你叫什么名字？
my	我的
be (am, is, are)	是
What's this?	这是什么？
it	它
pen	钢笔
book	书
bag	书包
pencil	铅笔
goodbye (bye)	再见
a (an)	一（本，个……）

## Unit 2

How are you?	你好吗？
I'm fine, thanks.	我很好，谢谢。
Let's play a game!	让我们来玩个游戏！
touch	触摸
nose	鼻子
mouth	嘴
eye	眼睛
ear	耳朵

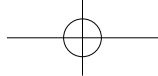
look	看，瞧
Good morning, class.	同学们，早上好。

## Unit 3

in	在……里
guess	猜
toy	玩具
turtle	乌龟
no	不，不是
have (has)	有
big	大的
panda	熊猫
long	长的
arm	臂
and	和，与
leg	腿
monkey	猴子
yes	是，是的
Thank you.	谢谢（你）。
dad	（口语）爸爸
head	头
small	小的

## Unit 4

who	谁
she	她
new	新的



teacher  
ruler  
eraser  
desk  
that  
pupil  
he  
Mr  
our

老师  
直尺  
橡皮  
书桌  
那, 那个  
(小) 学生  
他  
先生  
我们的

mum  
There are ...

(口语) 妈妈  
有……

## Unit 5

go to school  
OK  
where  
on  
the  
table  
red  
chair  
colour  
blue

上学  
行, 好  
在哪里  
在……上  
(用于特定的人或物之前)  
桌子  
红色(的)  
椅子  
颜色  
蓝色(的)

## Unit 6

Let's see.  
egg  
apple  
Good evening.  
please  
How many ... (are there)?

让我们想想。  
蛋  
苹果  
晚上好。  
请; 请问  
(有) 多少……

green  
yellow

绿色(的)  
黄色(的)

## Unit 7

Happy birthday!  
How old are you?  
I'm ten years old.  
look at  
cake  
for  
card  
gift  
beautiful  
basketball  
they  
draw

生日快乐!  
你多大了?  
我十岁。  
看  
蛋糕  
为; 给  
卡片  
礼物  
漂亮的  
篮球  
他(她, 它)们  
画

## Unit 8

PE (= physical education)

like  
me  
shoot  
goal  
English  
Chinese  
Music

体育(课)  
喜欢  
我(宾格)  
射门  
射门得分  
英语(课)  
中文(课)  
音乐(课)

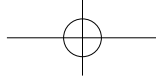
## Unit 9

fish  
ugly

鱼  
丑的

sixty-nine

69



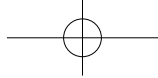
cool  
cat  
cute  
dog

酷  
猫  
可爱的  
狗

## Short form and full form

I'm = I am  
what's = what is  
it's = it is  
let's = let us  
isn't = is not  
she's = she is  
he's = he is  
where's = where is  
don't = do not  
doesn't = does not





# Vocabulary

## A

a (an) 一 (本, 个……)	U-1	desk 书桌	U-4
and 和, 与	U-3	dog 狗	U-9
apple 苹果	U-6	draw 画	U-7
arm 臂	U-3		

## B

bag 书包	U-1
basketball 篮球	U-7
be (am, is, are) 是	U-1
beautiful 漂亮的	U-7
big 大的	U-3
blue 蓝色 (的)	U-5
book 书	U-1

## C

cake 蛋糕	U-7
card 卡片	U-7
cat 猫	U-9
chair 椅子	U-5
Chinese 中文 (课)	U-8
colour 颜色	U-5
cool 酷	U-9
cute 可爱的	U-9

## D

dad (口语) 爸爸	U-3
-------------	-----

## E

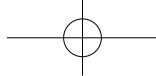
ear 耳朵	U-2
egg 蛋	U-6
English 英语 (课)	U-8
eraser 橡皮	U-4
eye 眼睛	U-2

## F

fish 鱼	U-9
for 为; 给	U-7

## G

gift 礼物	U-7
go to school 上学	U-5
goal 射门得分	U-8
Good evening. 晚上好。	U-6
Good morning, class. 同学们, 早上好。	U-2
goodbye (bye) 再见	U-1
green 绿色 (的)	U-6
guess 猜	U-3



## H

Happy birthday! 生日快乐!	U-7
have (has) 有	U-3
he 他	U-4
head 头	U-3
hi (hello) 喂, 嘿	U-1
How are you? 你好吗?	U-2
How many ... (are there)? (有)多少……	U-6
How old are you? 你多大了?	U-7

## I

I 我	U-1
I'm fine, thanks. 我很好, 谢谢。	U-2
I'm ten years old. 我十岁。	U-7
in 在……里	U-3
it 它	U-1

## L

leg 腿	U-3
Let's play a game! 让我们来玩个游戏!	U-2
Let's see. 让我们想想。	U-6
like 喜欢	U-8
long 长的	U-3
look 看, 瞧	U-2
look at 看	U-7

## M

me 我(宾格)	U-8
monkey 猴子	U-3
mouth 嘴	U-2
Mr 先生	U-4
Ms 女士	U-1
mum (口语) 妈妈	U-6
Music 音乐(课)	U-8
my 我的	U-1

## N

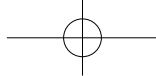
new 新的	U-4
Nice to meet you! 很高兴见到你!	U-1
no 不, 不是	U-3
nose 鼻子	U-2

## O

OK 行, 好	U-5
on 在……上	U-5
our 我们的	U-4

## P

panda 熊猫	U-3
PE (= physical education) 体育(课)	U-8
pen 钢笔	U-1
pencil 铅笔	U-1



please 请; 请问 U-6  
pupil (小)学生 U-4

## R

red 红色(的) U-5  
ruler 直尺 U-4

## S

she 她 U-4  
shoot 射门 U-8  
small 小的 U-3

## T

table 桌子 U-5  
teacher 老师 U-4  
Thank you. 谢谢(你)。 U-3  
that 那, 那个 U-4  
the (用于特定的人或物之前) U-5  
There are ... 有…… U-6  
they 他(她, 它)们 U-7  
too 也 U-1  
touch 触摸 U-2  
toy 玩具 U-3  
turtle 乌龟 U-3

## U

ugly 丑的 U-9

## W

What's this? 这是什么? U-1  
What's your name?  
你叫什么名字? U-1  
where 在哪里 U-5  
who 谁 U-4

## Y

yellow 黄色(的) U-6  
yes 是, 是的 U-3

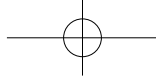
## Numbers

one	一
two	二
three	三
four	四
five	五
six	六
seven	七
eight	八
nine	九
ten	十
eleven	十一
twelve	十二
thirteen	十三
fourteen	十四
fifteen	十五
sixteen	十六
seventeen	十七
eighteen	十八
nineteen	十九
twenty	二十

seventy-three

73





# Alphabet

Aa

Bb

Cc

Dd

Ee

Ff

Gg

Hh

Ii

Jj

Kk

Ll

Mm

Nn

Oo

Pp

Qq

Rr

Ss

Tt

Uu

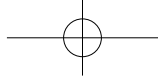
Vv

Ww

Xx

Yy

Zz



# Some Common English Names

## Boys ★

Andy  
Alex  
Bill  
Bruce  
Carl  
Charles  
Daniel  
David  
Edward  
Evan  
Frank  
George  
Henry  
Howard  
Jimmy  
Joe  
John  
Kevin  
Mark  
Mike  
Oliver  
Owen  
Paul  
Tom  
Winston



Hello! I'm Andy.

## Girls ★

安迪  
亚历克斯  
比尔  
布鲁斯  
卡尔  
查尔斯  
丹尼尔  
戴维  
爱德华  
埃文  
弗兰克  
乔治  
亨利  
霍华德  
吉米  
乔  
约翰  
凯文  
马克  
迈克  
奥利弗  
欧文  
保罗  
汤姆  
温斯顿

Amy  
Alice  
Annie  
Barbara  
Betty  
Chris  
Diana  
Ellen  
Emily  
Gina  
Grace  
Helen  
Ivy  
Jane  
Jenny  
Julia  
Kitty  
Linda  
Lucy  
Mandy  
Monica  
Nancy  
Rose  
Susan  
Tina

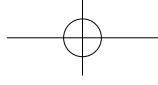
艾米  
艾丽丝  
安妮  
芭芭拉  
贝蒂  
克里斯  
黛安娜  
爱伦  
埃米莉  
吉娜  
格蕾丝  
海伦  
艾维  
简  
詹妮  
朱莉娅  
基蒂  
琳达  
露西  
曼蒂  
莫尼卡  
南希  
罗兹  
苏珊  
蒂娜



Hi! I'm Amy.

seventy-five

75



## 课堂用语

Please turn to page 21.

请翻到 21 页。

Listen to the tape carefully.

请仔细听录音。

Listen to me, please.

请听我说。

Read after me.

请跟我读。

Raise your hands, please.

请举手。

Understand?/Is that clear?

明白了吗?

Any questions/problems?

还有问题吗?

Right?/Is that right?

正确吗?

Who can tell me the answer?

谁能告诉我答案?

Any volunteers?/Anyone else?

谁自愿回答? / 还有其他人吗?

Let's do some pair/group work.

现在我们两人 / 小组合作练习。

You have five minutes to go.

给你们五分钟时间。

Ready, go! Time's up!

预备, 开始! 时间到!

Let's act out our play!

现在我们表演展示!

Next! It's your turn.

下一个(组)! 轮到你(们)了。

Very good./Good work./Well done!

完成得不错。

Great!/Fantastic!/Wonderful!/Excellent!

很棒!

Let's give him a big hand!

让我们给他鼓掌加油!

Take it easy.

别紧张。

Don't be shy.

不要害羞。

Come on! Have a try.

来吧! 试试看。

You can do it!

你能做到的!

Be brave/active, please.

请勇敢 / 主动些。

Class is over!

下课了!

See you tomorrow/next week.

明天 / 下周见。

Have a nice day!

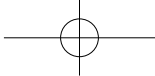
祝你过得愉快!

Enjoy your weekend/vacation!

周末 / 假期愉快!







# 后 记

随着课程改革的进行，中小学教材呈现多样化，教材的功能定位也逐渐由规范教学转向服务教学。小学英语教材则注重设计与编排的丰富性和本土化，着重提高实际运用语言的能力，并有意为师生发展提供自主和创造的空间。

我们根据教育部义务教育课程改革的指导思想，在全面总结教材使用情况的基础上，立足国内小学英语教学一线的实际需求，以教育部2011年制定的《义务教育英语课程标准》为依据，遵循英语教学和儿童身心发展的双重规律，吸收课程改革及英语教育研究的最新成果，由中国专家主持，中外专家共同参与，修订了这套以三年级为起点的英语教材，力求符合四个基本要求：第一，符合国家政策法规；第二，符合国家课程标准；第三，符合学生的发展需求；第四，符合各地的教改实际。

本套教材旨在激发学生学习英语的兴趣，培养学习英语的积极态度，使他们初步建立学习英语的自信心；培养自主学习能力和合作精神，使他们形成一定的语感和良好的语音、语调、书写基础及良好的学习习惯，初步形成用英语交流的能力；同时，注重培养观察、记忆、思维、想象和创造能力，通过中西方文化比较，培养爱国主义精神，增强全球化意识，拓展国际视野，为他们终身学习和发展奠定良好的基础。

本套教材由秦秀白教授担任主编，组成了有外籍英语教材编写专家 Nils Olov Fors 参加的教材编委会，聘请了英语教育领域的资深专家担任编写顾问和审稿统筹；王佳、王伟静、王金洲、任晓庆、师学辉、张瑜、张艺琼、张淑平、荣光、徐沛、钱锋、黄永华、董奎兴和穆海迪等，在本套教材的内容呈现、版式设计、插图绘制、排版制作和编辑加工、结构优化过程中，积极努力，精益求精，付出了极大心智；此外，来自湖南、河南和山东教学一线的吴盛梅、李欢等老师，对教材内容的适应性提出了宝贵建议。在此一并鸣谢！

由于时间仓促、编者和编辑的水平有限，教材难免有不足之处，如果您有什么建议和想法，请通过版权页上的联系方式及时与我们联系，我们一定博采众长、尽力完善教材，并努力做好教材后续服务工作。

小学英语教科书编委会