



★ 义务教育教科书 ★

English 英语

三年级起点

三年级下册



接力出版社
Publishing House

全国百佳图书出版单位
Top 100 Publishing Houses in China

★ 义务教育教科书 ★

English 英语

三年级起点

三年级下册

主 编：刘文渊

副主编：张京生



Name (姓名) _____ Class (班级) _____ School (学校) _____



给同学们的话

同学们，你们好！欢迎进入新奇、有趣的英语世界。接下来你们会结识很多小朋友，他们将会陪伴你们在一系列生动的情景和丰富的活动中学习英语，体验用英语交流的乐趣。

学习英语不仅仅需要模仿和背诵，更重要的是掌握正确的学习方法。要有信心，敢于开口；要勇于表达，乐于交流；要勤于练习，学以致用。

同学们，相信你们在使用这套教科书进行学习的同时，不仅能够领略异域的风情和文化，而且能够感受英语学习的快乐与喜悦。我们更希望你们熟练掌握英语阅读和表达的能力，学有所用，将来成为对社会、对国家有用的人才。

在这新奇、有趣的英语世界里，同学们尽情遨游吧！

加油！你们是最棒的！

编者

Hello! Hello!

Tom

Miss Li

Ann

Lingling



John

Peter

Mary

Sue



Contents



- 1 Lesson 1 How old are you?
- 4 Lesson 2 Happy birthday!
- 7 Lesson 3 Touch your nose.
- 10 Lesson 4 Left and right
- 13 Lesson 5 Who is on the left of Mary?
- 16 Lesson 6 What colour is it?
- 19 Lesson 7 Where is the red dress?
- 22 Lesson 8 It's in the box.
- 25 Revision 1
- 29 Lesson 9 I can draw a car.
- 32 Lesson 10 Tom can swim.





35 Lesson 11 I have black hair.

38 Lesson 12 Tom has a short ruler.

41 Lesson 13 This is your ball.

44 Lesson 14 What is wrong?

47 Lesson 15 It's tall.

50 Lesson 16 Games

53 Revision 2

57 Your Picture Dictionary

60 The English Alphabet

61 词汇表 I (三年级下册)

65 词汇表 II (三年级上、下册)






Lesson 1

How old are you?



Look, listen and say





Ask and answer



How old are you?

I am eight.

How old are you?



I am two.



How old is Ann?

She is nine.

How old is Tom?

He is ten.



How old is the bird?

It is two.



Look and say



How old is Alice?



She is seven.



Alice



Bob



Feifei



Mike



Lily



Dingding



Check and tick



I know these words:

- how
- old
- the
- bird

I can talk about **age** with:

- How old are you?
- I am nine.
- How old is Tom?
- He is ten.
- How old is the bird?
- It is two.



Lesson 2

Happy birthday!



Look, listen and say



Today is Tom's birthday. He is ten now.

Happy birthday, Tom.

Happy birthday to you.

Thank you.



Here you are.

Thank you.





Listen and sing  


Happy Birthday

Happy birthday to you!


Happy birthday to you!

Happy birthday, dear Tom.

Happy birthday to you.

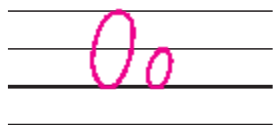


a birthday card





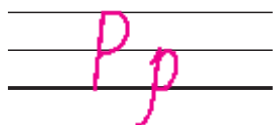
Look, listen and say



an orange



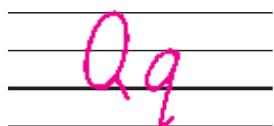
a clock



a pencil



a pupil



Q



question



Check and tick



I know these words:

- | | |
|-----------------------------------|--------------------------------|
| <input type="checkbox"/> happy | <input type="checkbox"/> thank |
| <input type="checkbox"/> birthday | <input type="checkbox"/> card |
| <input type="checkbox"/> today | <input type="checkbox"/> clock |
| <input type="checkbox"/> to | |

I can express good wishes with:

- Happy birthday to you.
- Thank you.



Lesson 3

Touch your nose.



Look, listen and say



Look, listen and do



Touch your nose.



Touch your hair.



Touch your ear.



Touch your eye.





Look, listen and say  




Look at me. This is my nose.

Look at me. This is my hair.





Listen and draw



Check and tick



I know these words:

- | | |
|--------------------------------|-------------------------------|
| <input type="checkbox"/> hair | <input type="checkbox"/> your |
| <input type="checkbox"/> eye | <input type="checkbox"/> look |
| <input type="checkbox"/> ear | <input type="checkbox"/> at |
| <input type="checkbox"/> mouth | <input type="checkbox"/> my |

I can talk about **parts of the body** with:

- Touch your nose.
- This is my hair.

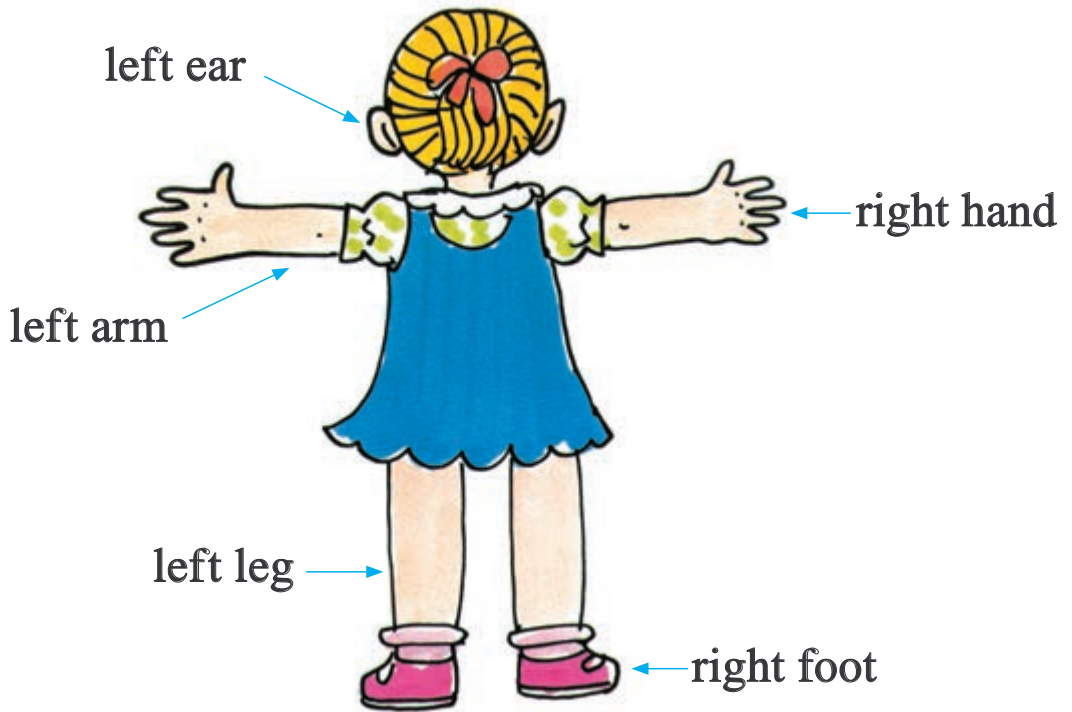


Lesson 4

Left and right



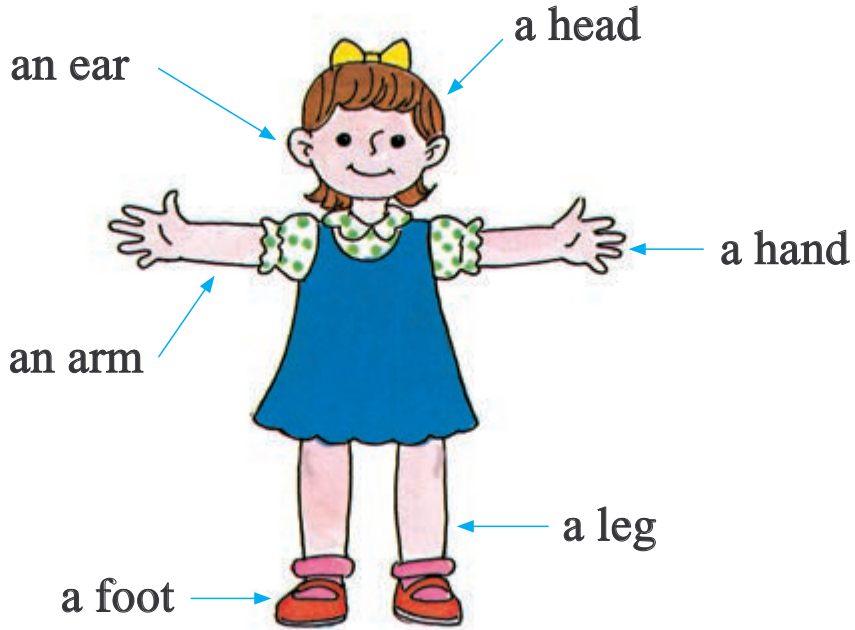
Look, listen and say



1. Put your right hand up.
2. Put your right hand down.
3. Put your left hand up.
4. Put your left hand down.



Look and say



Listen, chant and act



I Can

*I can nod,
nod my head.*



*I can touch,
touch my nose.*



*I can cross,
cross my arms.*



*I can stamp,
stamp my foot.*



Look, listen and do



Simon says, "Stand up."

Stand up.



Simon says, "Put your right hand up."

Put your right hand up.



Put your left hand up.



Simon says, "Sit down."

Sit down.



Check and tick



I know these words:

- | | |
|--------------------------------|-------------------------------|
| <input type="checkbox"/> left | <input type="checkbox"/> arm |
| <input type="checkbox"/> and | <input type="checkbox"/> foot |
| <input type="checkbox"/> right | <input type="checkbox"/> put |

I can give instructions with:

- Put your right hand up.
- Put your left hand down.



Lesson 5

Who is on the left of Mary?




Look, listen and say



Lingling is on the left of Mary.

Pat is on the right of Jack.





Listen and do  

Tom! Stand on the left of Lingling.



Sue! Stand on the right of Peter.





Ask and answer

A: Who is on the left of May?

B: John is on the left of May.

A: Who is on the right of Peter?

B: Ann is on the right of Peter.



Tom Lingling Ann Peter May John Jack



Check and tick

I know these words:

- left
- right

I can talk about **positions** with:

- Who is on the left of Mary?
- Lingling is on the left of Mary.
- Sue! Stand on the right of Peter.



Lesson 6

What colour is it?



Look, listen and say



red



yellow



green



black



white



blue













A: What is it?

B: A car.

A: What colour is it?

B: Red.





Ask and answer



A: What is it?

B: A bag.

A: What colour is it?


B: Blue.

A: What is it?

B: A dog.

A: What colour is it?

B: Black and white.



Colour and say

A: What is it?

B: An apple.




red

A: What colour is it?

B: Red.



yellow



blue



black



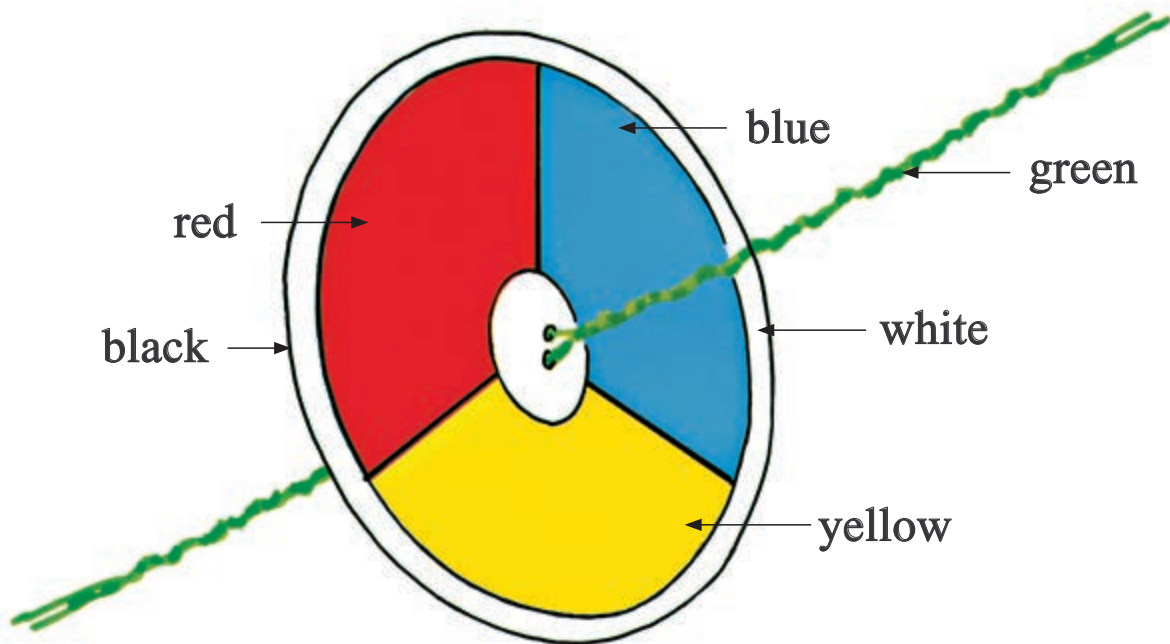
white



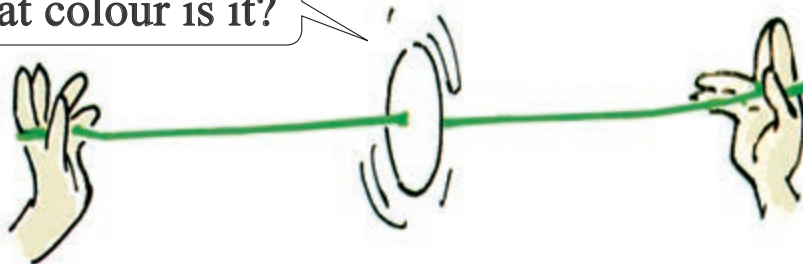
green



Look, listen and do



What colour is it?



Check and tick



I know these words:

- | | |
|---------------------------------|--------------------------------|
| <input type="checkbox"/> colour | <input type="checkbox"/> black |
| <input type="checkbox"/> red | <input type="checkbox"/> white |
| <input type="checkbox"/> yellow | <input type="checkbox"/> blue |
| <input type="checkbox"/> green | |

I can talk about **colours of things** with:

- What colour is it?
- Red.
- Black and white.



Lesson 7

Where is the red dress?



















Ask and answer



Where is the red dress?

A 2.



	1	2	3	4
A				
B				
C				
D				



Listen and do



Where is the box?



Where is it?



Here it is.





Look, listen and say



Rr



a ruler



right

Ss



a star



a desk

Tt



a taxi



a teacher



Check and tick



I know these words:

- where
- dress
- star

I can talk about **positions** with:

- Where is the red dress?
- Where is it?
- Here it is.



Lesson 8

It's in the box.



Look, listen and say



Where's the cat?



It's in the box.



It's on the box.



It's under the box.

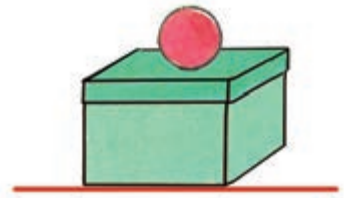


Listen and draw




on

1. Draw a line.
2. Draw a box on the line.
3. Draw a ball on the box.



in

1. Draw a box.
2. Draw a bottle in the box.
3. Draw some water in the bottle.



a box



a bottle




water

under

1. Draw a ball.
2. Draw a box under the ball.
3. Draw a table under the box.



a ball



a box



a table



Ask and answer



A: Where's the cat?

B: It's under the table.



1. Where's the dog?
2. Where's the cap?
3. Where's the ruler?

4. Where's the book?
5. Where's the bag?
6. Where's the bottle?



Check and tick



I know these words:

- | | |
|--------------------------------|--------------------------------|
| <input type="checkbox"/> in | <input type="checkbox"/> some |
| <input type="checkbox"/> on | <input type="checkbox"/> water |
| <input type="checkbox"/> under | |

I can talk about **positions** with:

- Where's the cat?
- It's in the box.
- Draw a ball on the box.



Revision 1



Ask and answer



A: How old is Alice?

B: She is seven.



Alice



Bob



Dingding



Lily



Feifei

nine

six

ten

five

seven



Look, listen and choose



Tom

Sue

Mary

Ann

The ball is _____ the table. (under, on)

The dog is _____ the table. (under, on)

The bird is _____ the tree. (in, under)



The cat is _____ the tree. (in, under)

Sue is on the right of _____ . (Tom, Mary)


Mary is on the left of _____ . (Ann, Sue)



Ask and guess



Look and write



train nose egg ...



Listen and chant



A for Apple, B for Boy



Sing a song of A B C.



Come on boys and come on girls.



Sing a song of A B C.



A for Apple, B for Boy,



C for Cat, D for Dog,



E for Egg and F for Fish,

G for Girl and Gee-gee.



Let's come back to A B C.



Listen and sing

Five Little Ducks

1=G $\frac{2}{4}$

Anonymous

5	3		3	4		3	2		2	0	
Five	little		ducks	went		out	one		day.		
5	2		2	3		2	1		1	0	
Over	the		hills	and		far	a-		way,		
5	3		3	4		3	2		2	0	5
Mother			duck	said		Quack, Quack,	Quack.		But		
2	2		2	2	3		2	1		1	0
on -	ly		four	little		ducks	came		back.		



Lesson 9

I can draw a car.



Look, listen and say



I can draw a car.



I can draw an apple.



a cake



a banana



an ice cream



a fish



a tree



a cat



a bird



a monkey



a dog



a ship



a bus



a kite




Look and say ▶



A bird can fly.
A man cannot fly.



I can read.
A monkey cannot read.





Look and say



I can see a cat.



Is it a cake?



No.



It's a cat!



Check and tick



I know these words:

- can man
- cake read
- fly see

I can talk about **abilities** with:

- I can draw a car.
- A bird can fly.
- A man cannot fly.



Lesson 10

Tom can swim.



Look, listen and say



Tom can swim.



Ann can read.



Mary can draw.



John can sing.



Lingling can cook.



Polly can speak English.



Look and do

A: Can Ann cook? Yes.

B: Can Tom draw? No.

Yes: √ No: ×

Ann	×	√	√	√
Tom	√	√	×	×

Who can swim?




Tom.





Look and say



Check and tick

I know these words:

- swim
- sing
- cook
- speak
- English
- many

I can talk about **abilities** with:

- Tom can swim.
- Can Ann cook?
- Who can swim?
- How many cats can you see?



Lesson 11

I have black hair.



Look, listen and say



I have black hair.



I have brown eyes.



I have blue shoes.



I have red shoes.



I have a fish.





Look, listen and guess  



a key



Tom, you have the key.



No.

Mary, you have the key.




No.

Ann, you have the key.





Look, listen and say



under



a bus



a driver



five



a woman



walk



Check and tick



I know these words:

- have
- brown
- woman
- walk

I can describe people and things with:

- I have black hair.
- I have brown eyes.
- I have a fish.
- You have the key.



Lesson 12

Tom has a short ruler.



Look, listen and say ▶ 🎧



Tom has a short ruler.



Peter has a long ruler.



Ann has a big dog.



Lingling has a small dog.









Ask and answer



Who has a long dress?

Lily has a long dress.



 <p>Ann</p>	 <p>Lingling</p>	 <p>Mr Brown</p>	 <p>Lily</p>
---	--	--	--

A: Who has a big nose?

B: _____.

A: Who has a red dress?

B: _____.

A: Who has red shoes?

B: _____.

A: Who has short hair?

B: _____.



Ask and answer



Who has yellow hair and green ears?

Bill.



Sam



Bill



Tom



Listen and sing



Colour Song

Anonymous

1=D $\frac{4}{4}$

1 2 3 1 2 | 3 5 5 - | 6 4 2 5 3 1 | 2 - - - |

Red and yellow and pink and green, purple and orange and blue.

3 4 5 3 6 5 | 0 5 1 5 4 | 0 3 6 3 2 | 1 - - 0 ||

I can sing a rainbow, sing a rainbow, sing a rainbow now.



Check and tick



I know these words:

- has
- short
- long
- big
- small

I can describe people and things with:

- Tom has a short ruler.
- Who has a long dress?



Lesson 13

This is your ball.



Look, listen and say



I have a red ball.



I have a yellow ball.



Put your balls on the table.



This is my ball.



This is your ball.



Look and say



I have a red bike.



I have a blue watch.

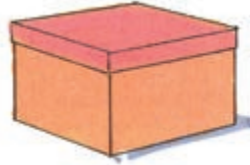
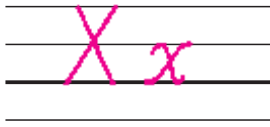


This is your bike.
This is my bag.





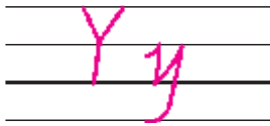
Look, listen and say



a box



a taxi



a baby



hungry



zero



a zoo



Check and tick



I know these words:

- bike
- watch
- baby
- zoo

I can talk about **possession of things** with:

- This is your ball.
- I have a red ball.
- I have a blue watch.



Lesson 14

What is wrong?



Ask, answer and act



Tom, what is wrong?

I have a pain in my leg.



Ann, what is wrong?



I have a pain in my head.

Peter, what is wrong?

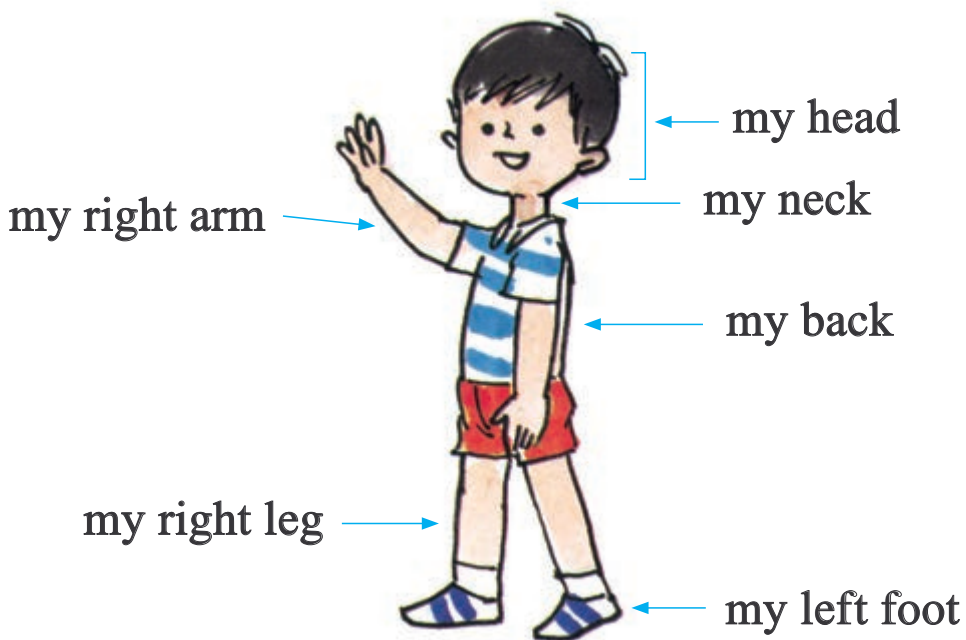


I have a pain in my foot.





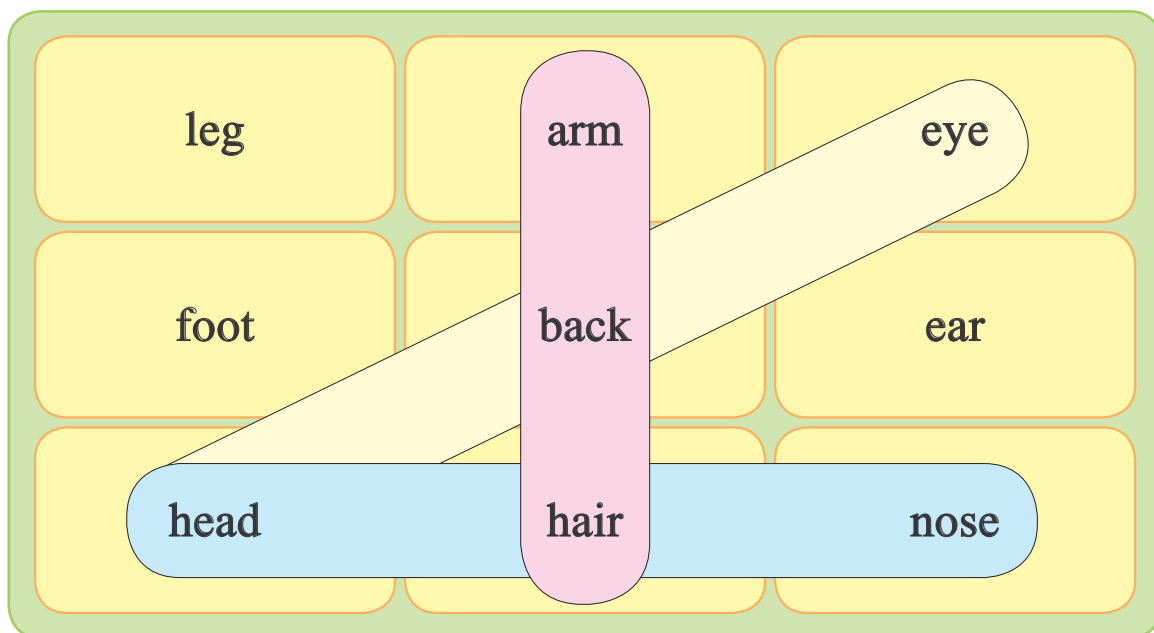
Look, listen and say



Let's play



A Bingo Game





Look, listen and say



Aa	Hh	Jj	Kk				
Bb	Cc	Dd	Ee	Gg	Pp	Tt	Vv
Ll	Ff	Mm	Nn	Ss	Xx	Zz	
Uu	Qq	Ww					
Ii	Yy						
Oo							
Rr							



Check and tick



I know these words:

- wrong
- back

I can talk about **body and health** with:

- What is wrong?
- I have a pain in my leg.



Lesson 15

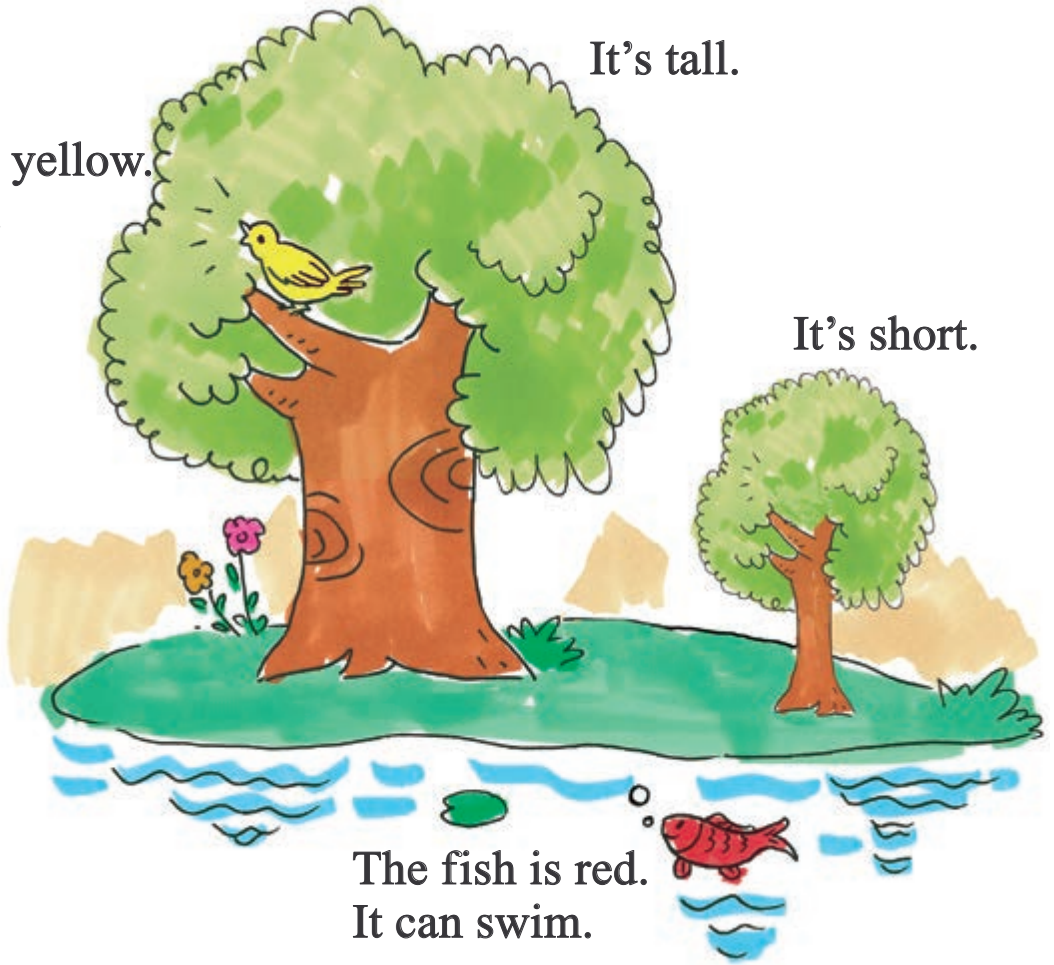
It's tall.



Look, listen and say



The bird is yellow.
It can sing.




It's tall.

It's short.

The fish is red.
It can swim.

an elephant



a mouse



It's big.
It has big ears and a long nose.

It's small.
It has small eyes.




Listen and act  

Walk like an elephant.




Walk like a mouse.



Jump like a monkey.







Swim like a fish.





Read and choose

			
<input type="checkbox"/> It's big.	<input type="checkbox"/> It's big.	<input type="checkbox"/> It's big.	<input type="checkbox"/> It's big.
<input type="checkbox"/> It's small.	<input type="checkbox"/> It's small.	<input type="checkbox"/> It's small.	<input type="checkbox"/> It's small.
<input type="checkbox"/> It has a long nose.	<input type="checkbox"/> It has a long nose.	<input type="checkbox"/> It has a long nose.	<input type="checkbox"/> It has a long nose.
<input type="checkbox"/> It has small eyes.	<input type="checkbox"/> It has small eyes.	<input type="checkbox"/> It has small eyes.	<input type="checkbox"/> It has small eyes.
<input type="checkbox"/> It can fly.	<input type="checkbox"/> It can fly.	<input type="checkbox"/> It can fly.	<input type="checkbox"/> It can fly.
<input type="checkbox"/> It can sing.	<input type="checkbox"/> It can sing.	<input type="checkbox"/> It can sing.	<input type="checkbox"/> It can sing.



Check and tick

I know these words:

- tall
- elephant
- like

I can **describe things and animals** with:

- It's tall.
- It has big ears and a long nose.
- Walk like an elephant.



Lesson 16

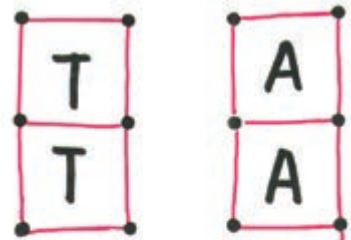

Games



Look, listen and do




Join the points like this.



You can make a box.

Put your letter in the box.

Then join all the points.



How many boxes can you make?



Ann is the winner.

I have four boxes.

I have five boxes.





Look and do



Stop.



Wait.



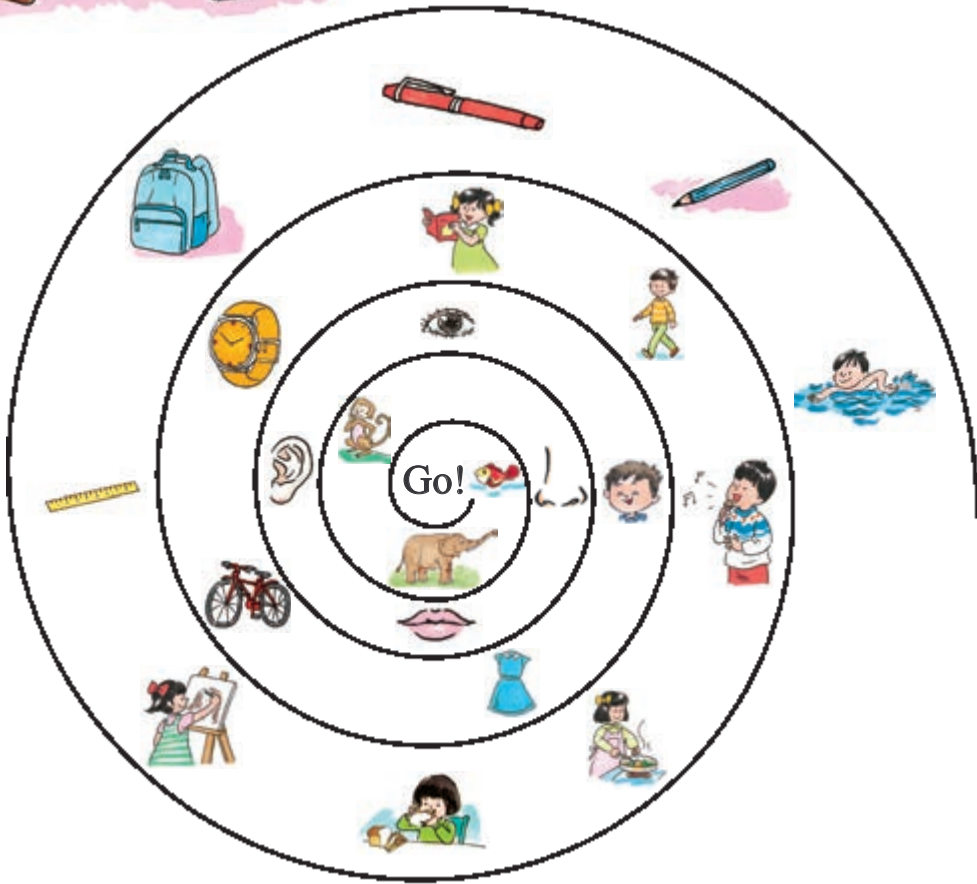
Go.



 Let's play ▶



This is a fish.
 Touch your nose.
 I have a blue dress.
 I can read.



 Check and tick ▶

I know these words:

- make
- then
- all
- wait

I can give instructions with:

- Join the points like this.
- Put your letter in the box.



Revision 2



Ask and answer



A: Is this a banana?

B: Yes, it is.

A: Is it red?


B: No, it isn't.

A: What is it?

B: It is an apple.

A: What colour is it?

B: It is red.






Look, listen and say



She is Miss Li.
 She is a teacher.
 She has long hair.
 She can speak English.



Miss Li

Peter



Listen and sing



Teapot

Anonymous

1 = $\text{E} \frac{2}{4}$

1.	<u>2</u>	<u>3</u> <u>4</u>		5	<u>i</u>		6	<u>i</u>		5	-		
I'm	a	little	teapot,	short	and	stout.							
4	<u>4</u>	<u>4</u>		3	3		2	<u>2</u>	<u>2</u>		1	-	
Here	is	my	handle	and	here	is	my	spout.					
1.	<u>2</u>	<u>3</u> <u>4</u>		5	<u>i</u>		6	<u>i</u>		5	-		
When	the	water's	boiling,	hear	me	shout.							
4	4		3	3		2	2		1	-			
Lift	me	up	and	pour	me	out.							



Look, ask and answer  

A: How many chairs can you see?

B: I can see four chairs.



A: How many trees can you see?

B: I can see two trees.



YOUR PICTURE DICTIONARY

1



arm

2



back

3



bike

4



bird

5



birthday

6



bottle

7



cake

8



card

9



clock

10



cook

11



dress


12



ear



13



elephant

14



eye

15



fly

16



foot

17



hair

18



key

19



letter

20



line

21



man

22



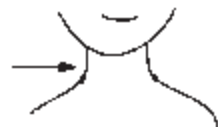
mouse

23



mouth

24



neck



25



pain

26



read

27



sing

28



star

29



stop

30



swim

31



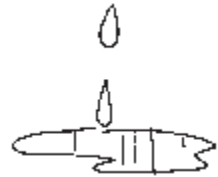
walk

32



watch

33



water

34




woman

35



zoo

36



zero

The English Alphabet

Aa Bb Cc Dd Ee Ff Gg

Hh Ii Jj Kk Ll Mm Nn

Oo Pp Qq Rr Ss Tt Uu

Vv Ww Xx Yy Zz

Aa Bb Cc Dd Ee Ff Gg

Hh Ii Jj Kk Ll Mm Nn

Oo Pp Qq Rr Ss Tt Uu

Vv Ww Xx Yy Zz

词汇表 (三年级下册)



Lesson 1

how	多少
old	老的
the	(定冠词)
bird	鸟



Lesson 2

happy	快乐的
birthday	生日
today	今天
to	到, 向
thank	谢谢
card	卡片
clock	(时) 钟
question	问题



Lesson 3

hair	头发
eye	眼睛
ear	耳朵
mouth	口, 嘴
your	你的, 你们的
look	看
at	朝, 向
my	我的
touch	触摸



Lesson 4

left	左边的
and	和
right	右边的
arm	臂
foot	脚
put	放, 摆



Lesson 5

left	左边
right	右边
OK	好，可以



Lesson 6

colour	颜色
red	红色的
yellow	黄色的
green	绿色的
black	黑色的
white	白色的
blue	蓝色的



Lesson 7

where	在哪里
dress	连衣裙
star	星



Lesson 8

in	在.....里面
on	在.....上面
under	在.....下面
some	一些
water	水
line	线
bottle	瓶



Lesson 9

can	能，会
cake	蛋糕
fly	飞，飞行
man	男人
read	阅读
see	看见



Lesson 10

swim	游泳
sing	唱



cook 烹调
 speak 说, 讲
 English 英语
 many 许多的



Lesson 11

have 有
 brown 棕色的
 woman 女人
 walk 走
 key 钥匙



Lesson 12

has 有
 short 短的, 矮的
 long 长的
 big 大的
 small 小的



Lesson 13

bike 自行车
 watch 手表
 baby 婴儿
 zoo 动物园
 zero 零



Lesson 14

wrong 有毛病的
 back 背, 背部
 pain 疼痛
 neck 颈, 脖子



Lesson 15

tall 高的
 elephant 大象
 like 像.....一样
 mouse 老鼠



Lesson 16

make	做，制造
then	然后
all	所有的
wait	等待
join	连接
point	点
letter	字母
winner	优胜者

附：

here you are	给（你）
how old	几岁
look at	看
on the left	在左边
on the right	在右边
thank you	谢谢你

（注：标注为粗体的属于二级词汇，其他属于拓展词汇。）

词汇表 (三年级上、下册)

A

a	一(个)
all	所有的
am	是
an	一(个)
and	和
apple	苹果
are	是
arm	臂
at	朝, 向

banana	香蕉
bed	床
big	大的
bike	自行车
bird	鸟
birthday	生日
black	黑色的
blue	蓝色的
book	书
bottle	瓶
box	箱, 盒
boy	男孩
brown	棕色的
bus	公共汽车

B

baby	婴儿
back	背, 背部
bag	袋, 包
ball	球

C

cake	蛋糕
can	能, 会



cap	便帽
car	汽车，小汽车
card	卡片
cat	猫
chair	椅子
clock	(时)钟
cold	冷的
colour	颜色
come	来
cook	烹调

D

dad	爸爸
desk	书桌
doctor	医生
dog	狗
door	门
down	向下
draw	画，绘制
dress	连衣裙
drink	饮，喝
driver	司机

E

ear	耳朵
egg	鸡蛋
elephant	大象
English	英语
eye	眼睛

F

face	脸
farmer	农民
fine	好的，健康的
fish	鱼
fly	飞，飞行
foot	脚

G

girl	女孩
go	开始，去，走
good	好的
goodbye	再见
green	绿色的



H

hair	头发
hand	手
happy	快乐的
have (has)	有
he	他
head	头
hello	喂，你好
here	这里
hot	热的
how	多少
hungry	饥饿的

J

join	连接
juice	果汁
jump	跳跃

K

key	钥匙
kite	风筝

L

I	我
ice cream	冰淇淋
ill	有病的
in	在……里面
is	是
it	它

left	左边，左边的
leg	腿
letter	字母
like	像……一样
line	线
long	长的
look	看



M

make	做，制造
man	男人
many	许多的
me	我
Miss	小姐
monkey	猴子
morning	早晨，上午
mouse	老鼠
mouth	口，嘴
Mr	先生
Mrs	夫人，太太
mum	妈妈
my	我的

N

neck	颈，脖子
no	不，不是
nose	鼻子
not	不
now	现在
number	数字
nurse	护士

O

OK	好，可以
old	老的
on	在……上面
orange	橘子

P

pain	疼痛
pen	钢笔
pencil	铅笔
please	请
point	点
pupil	小学生
put	放，摆

Q

question	问题
-----------------	----

**R**

read	阅读
red	红色的
right	右边，右边的
ruler	尺，直尺

S

see	看见
she	她
ship	(大)船
shoe	鞋
short	短的，矮的
show	出示
sing	唱
sit	坐
small	小的
some	一些
speak	说，讲
stand	站，立
star	星
stop	停止
swim	游泳

T

table	桌子
tall	高的
taxi	出租汽车
teacher	教师，老师
thank	谢谢
the	(定冠词)
then	然后
this	这，这个
tired	疲劳的
to	到，向
today	今天
touch	触摸
train	火车
tree	树

U

under	在……下面
up	向上



W

wait	等待
walk	走
watch	手表
water	水
what	什么
where	在哪里
white	白色的
who	谁
winner	优胜者
woman	女人
wrong	有毛病的

附：

one	一
two	二
three	三
four	四
five	五
six	六
seven	七
eight	八
nine	九
ten	十
come here	过来
good morning	早上好
goodbye	再见
here it is	在这里
here you are	给（你）
how old	几岁
look at	看
on the left	在左边
on the right	在右边
sit down	坐下
stand up	起立
thank you	谢谢你

Y

yellow	黄色的
yes	是，是的
you	你，你们
your	你的，你们的

Z

zero	零
zoo	动物园

（注：标注为粗体的属于二级词汇，其他属于拓展词汇。）



后记

《义务教育教科书 英语》是根据教育部制定的《义务教育英语课程标准》由我国英语教学专家、特级英语教师合作编写的一套全新的小学英语教材，共八册，每学期一册。《义务教育教科书 英语》（三年级下册），供以小学三年级为起点开设英语的学校第一学年第二学期使用。


本套教材特别注重英语学科工具性和人文性的统一，强调“用英语做事情”的理念，贴近学生生活，培养学生综合运用英语的能力，有助于学生在学习过程中发展语言能力、思维能力和交流合作能力。

本套教材采用单课（Lesson）的编排方式，以话题为线索，以情景和对话为主要呈现形式，以学生兴趣为切入点，以活动为主要方式，注重语言结构和交际功能相结合，培养学生积极主动的学习习惯，在学习过程中领会和认识不同文化，促进学生的全面发展。

本册呈现76个基本词、14个拓展词，出现了特殊疑问句、祈使句以及几个情态动词，话题和功能项目有学生生活、年龄、颜色、个人情况、喜好、动物等。每课专设“Check and tick”栏目作为本课语言学习的重点提示。

《义务教育教科书 英语》由主编刘文渊和副主编张京生主持修订工作。参与本册教科书修订工作的主要人员有刘玉祥、王亚春、谢群，尹莹、季玫、高霞、董小梅也为本册教科书的修订做了一定的工作。同时修订工作还得到了国内有关专家的大力支持。

诚请专家、教师、家长、学生对本套教材提出宝贵意见，以便修改提高。





责任编辑：胡庆嘉 沈婷
特邀编辑：傅大伟 张冬梅
美术编辑：甘源 俞春来
特邀美术编辑：杨玲 陈昊
责任校对：刘进爽



绿色印刷产品