



义务教育教科书

# 英语

★ 四年级 下册 (三年级起点)



ENGLISH



教育科学出版社



义务教育教科书

# 英语

★ 四年级 下册 (三年级起点)



ENGLISH

教育科学出版社  
· 北京 ·



编写单位 广州市教育研究院

主 编 龚亚夫 鲁宗干

编写人员 (按姓氏拼音排序)

【澳】Angelo Papakosmas 曹国玲 陈皓曦 陈 咏

何 琳 黄丽燕 赵淑红 镇祝桂 朱晓燕

出 版 人 所广一

责任编辑 白 媛 程 姗

版式设计 国美嘉誉文化 吕 娟

责任校对 贾静芳

责任印制 叶小峰

### 图书在版编目(CIP)数据

英语. 四年级. 下册/龚亚夫, 鲁宗干主编. —北京: 教育科学出版社, 2013. 12 (2021. 11重印)  
义务教育教科书. 三年级起点  
ISBN 978-7-5041-8057-5

I. ①英… II. ①龚… ②鲁… III. ①英语课—小学—教材 IV. ①G624. 311

中国版本图书馆CIP数据核字 (2013) 第272377号

义务教育教科书

英语 四年级 下册 (三年级起点)

YINGYU

出版发行	教育科学出版社	邮 编	100101
地 址	北京·朝阳区安慧北里安园甲9号	编辑部电话	010-64989524, 64981209
总编室电话	010-64981290	市场部电话	010-64989009
出版部电话	010-64989487	网 址	<a href="http://www.esph.com.cn">http://www.esph.com.cn</a>
传 真	010-64891796	电子邮箱	yingyu@esph.com.cn

经 销 各地新华书店

印 刷 中山新华商务印刷有限公司

开 本 787毫米×1092毫米 1/16

印 张 5.5

版 次 2013年12月第1版

定 价 10.63元 (教材5.63元, 光盘5.00元) 印 次 2021年11月第9次印刷

图书出现印装质量问题, 本社负责调换。





# Contents

## Module 1 People 2

Unit 1 He looks like a cook ..... 2

Unit 2 She is very kind ..... 8

## Module 2 Daily routine 14

Unit 3 It's time to get up ..... 14

Unit 4 When do you have class? ..... 20

## Module 3 Days of the week 26

Unit 5 What day is it today? ..... 26

Unit 6 What do you usually do on Sunday? ..... 32

## Module 4 Activities 38

Unit 7 What do you do when you have free time? ..... 38

Unit 8 What are you doing? ..... 44

## Module 5 Sports 50

Unit 9 It looks fun ..... 50

Unit 10 I am very fast ..... 56

## Module 6 Celebrations 62

Unit 11 I was born in January ..... 62

Unit 12 Mother's Day is coming ..... 68

## Module 7 Let's look back 74

## Vocabulary 79

## Picture dictionary 82




# ★ Module 1 People

## Unit 1 He looks like a cook



Let's talk







policewoman

in a black uniform



builder

in a blue jacket



doctor

in a white coat



farmer

in blue jeans



nurse

in a white dress






# Fun with language



## 1 Listen and match.



## 2 Learn and compare.

I — me — my

you — you — your

he — him — his

she — her — her

it — it — its

they — them — their

## 3 Look and say.




Who is the woman with a baby?

She looks like a farmer.





#### 4 Read and match.



David

Jim

Lily

May

Kate

- (1) David is a boy with glasses in a blue shirt and brown trousers.
- (2) Jim is a boy with a cap in a yellow T-shirt and green shorts.
- (3) Lily is a girl with a hat in a red sweater and white trousers.
- (4) May is a girl in a pink blouse and blue jeans.
- (5) Kate is a girl with glasses and in a purple dress.

#### 5 Read and tick or cross.

There are two men in the garden. They are Ben's uncles. Uncle Bill wears a yellow T-shirt. Uncle Bill is a good cook. He likes to eat nice food and he is a little bit heavy. The one with a ball is Uncle Harry. Uncle Harry is a policeman. He is good at basketball and he looks strong.

- ( ) (1) The two men in the garden are Ben's uncles.
- ( ) (2) Ben is wearing a yellow T-shirt.
- ( ) (3) Uncle Bill likes to cook.
- ( ) (4) Uncle Harry has a ball in his hand.
- ( ) (5) Uncle Harry is very thin.





## Sing along



Listen and sing. 

### I am a fine musician

I am a fine musician. I practise every day.  
And people come from miles around,  
Just to hear me play.  
My trumpet, my trumpet,  
They love to hear my trumpet.  
Toot toot toot toot toot,  
Toot toot toot toot toot toot toot.








# Sound family



## 1 Try to read.

Letters	Words you know	Try more
c	nice, face	city, race, place
ck	black, duck	back, check
ai, ay	tail, may	rain, train
as(s)	class, glasses	ask, glass, fast
au, aw	draw	hawk, law, daughter
air	hair	air, fair



The toy **train** is ninety **cents**.

After **class**, the pupils go **back** home.

## 2 Read the tongue twisters.


- (1) Does Mark **ask** his father for a **glass** of water or a jar of water?
- (2) The old people in the small **city** often have **aces** in that **place**.
- (3) The grey **train** is running in the **rain**.
- (4) **Daisy** sees the **bay** in the **rain** from the **train**.
- (5) Miss Small **draws** balls on the **blackboard**.



## Unit 2 She is very kind



Let's talk







Mr Chen  
maths teacher, round face,  
big eyes, big nose, happy



Miss Li  
Chinese teacher, long hair,  
tall, thin, beautiful



Mr Zhang  
PE teacher, brown hair, big nose,  
big mouth, strong, kind



Lily  
friend, round face, long  
hair, short, lovely



Ms Wang  
art teacher, short hair,  
short, pretty, friendly








# Fun with language



## 1 Listen and match.



A. the PE teacher

B. the Chinese teacher

C. the art teacher

D. the maths teacher

E. the English teacher

## 2 Play a game.

She is thin. She has long hair. She wears a pink blouse.

Is she Alice?

Yes.





### 3 Read and order.

**Janet:** Dad!

**Dad:** Yes?

**Janet:** There is a man in your bedroom. Who is he?

**Dad:** A man in my bedroom?  
What is he like?

**Janet:** He's very tall.

1



**Dad:** Where is he?

**Janet:** Look at that man with  
a hat. Can't you see him?  
He's near the window.

2



**Dad:** Let me turn on the light.

**Janet:** Oh, it's only your hat  
and your coat.

3



### 4 Do the project.

**Make a poster.**

**Step 1:** Draw a picture of one of  
your friends.

**Step 2:** Write about your friend.

**Step 3:** Describe your poster to  
your classmates.







# Story time



Read and act.

## Aki the alien

1 Here we are...Ding Dong. I think you will like it.

2 Wow! The sky is red and the grass is blue. What a place!

3 Look at that man. Who is he?

4 It's Cop-Cop. He's a policeman. He can see everything.

5 I'm after Ding-Dacula.

6 Ding-Dacula? Who's he?

He's very smart, but he loves money. He'll do anything to get rich.

He has long brown hair and big teeth. He is the most handsome man on Ding Dong.

What does he look like?

It's handsome?





## Did you know?

**Different nationalities wear different styles of clothes.**



Mongolian



Tibetan



Miao



Uygur



Korean



## Self-assessment

Now I can...

(1) talk about people's appearance and clothes.



(2) pronounce the *c, ck, ai, ay, as(s), au, aw* and *air* in the words.



(3) use the new words and expressions in this module.



(4) sing the song and say the tongue twisters in this module.



(5) ...





## ★ Module 2 Daily routine

### Unit 3 It's time to get up



Let's talk







eight o'clock

time for class



a quarter to twelve

time for lunch



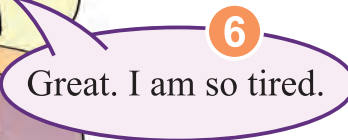
5

It's a quarter to ten.  
It's time to sleep.



four o'clock

time to go back home



6

Great. I am so tired.



seven o'clock

time to do my homework



half past six

time for dinner





# Fun with language



## 1 Listen and draw.



1



2



3



4



5



6



## 2 Play a game.

Mr Wolf (狼), Mr Wolf.  
It's 8 o'clock.

It's time to get up.



8:00	8:30	12:00	3:00	5:00	6:00
get up	school	lunch	play	homework	dinner



### 3 Read and match.



- ( ) A. It's five o'clock in the afternoon. It's time to get up.
- ( ) B. It's eight o'clock in the evening. It's time for dinner.
- ( ) C. It's eleven o'clock at night. It's time to play games with my friends.
- ( ) D. It's seven o'clock in the morning. It's time to go back home.
- ( ) E. It's ten o'clock in the morning. It's time to sleep.

### 4 Read and write.

I'm David. I'm a cook. I go to work at 4:00 in the afternoon. I have dinner at 8:30 in the evening. I go home at 2:00 in the morning. I go to bed at 4:00 in the morning and get up at noon. Then I cook lunch and eat. After lunch I clean the house and watch TV. Sometimes I go to see my friends. Oh, it's 4:00. It's time to go to work. See you!

#### David's timetable

4:00 p.m.	8:30 p.m.	2:00 a.m.	4:00 a.m.	12:00 noon
go to work				





## Sing along



Listen and sing. 

### It's time to go to bed

It's time to go to bed.

It's time to go to bed.

Good night, good night, good night.

It's time to say good night.







# Sound family



## 1 Try to read.

Letters	Words you know	Try more
g	good, grape, garden	gun
g	orange, large	germ
ea	head	bread, ready
ey	they, grey	hey
er	mother, teacher	leather, lawyer
ew	new	few
ear	near, year	beard, tear
ear, ere	bear, pear, there, where	tear, wear
ere	here	mere



The man with the **grey beard** is my **dear grandfather**.



The boy in **tears** is only two.

## 2 Learn and compare.

work — worker   farm — farmer   teach — teacher   sing — singer  
read — reader   paint — painter   write — writer   run — runner

## 3 Read the short passage aloud.

Miss Gates is a **gardener**. Now it's time for work. But Miss Gates is not ready yet. She sits **near** the big tree with some **bread** in her hand. She needs her **breakfast** first.





## Unit 4 When do you have class?



Let's talk



1

What time do you usually have breakfast?

2

Well, on school days I usually have breakfast at 7 o'clock in the morning.

3

I see. And when do you have class?

4

I have classes from 8 o'clock in the morning to 4:30 in the afternoon.

5

Hmmm. Do you take exercise?

6

Oh yes. I usually go running or swimming in the afternoon from 4:30 to 5:30.





get up, 6:15



have breakfast, 7:00



have classes, 8:00 – 4:30



have lunch, 12:00 – 1:30




take exercise, 4:30 – 5:30

7

Thank you very much.



do homework, 7:00 – 8:30



watch TV, 8:30 – 9:30





# Fun with language



## 1 Listen and write.



( 6:30 )



(   )



(   )



(   )



(   )



(   )



## 2 Ask and answer.

Example:



I usually get up at 6:30 on weekdays. What about you?




I usually get up at 6:45.



### 3 Read and order.

I'm Lily. I go home from school at 4:30 in the afternoon. At 5:00 I take exercise. I usually go running. At 5:30 I do my homework. Dinner is at 7:00. After dinner I play with my dog. At 8:00 I do more homework. After that I watch TV and read storybooks. I go to bed at 9:30.



### 4 Do the project.

#### Your daily routine

**Step 1:** Draw a table.

**Step 2:** Write down what you usually do on Mondays.

**Step 3:** Tell your classmates what you do.

Time	Activities
8:00 – 10:00	have an English lesson
10:00 – 12:00	
12:00 – 2:00	
2:00 – 4:00	
4:00 – 6:00	
6:00 – 8:00	





## Story time



Read and act.

### Aki the alien

Wake up! It's time for dinner.

Dinner? Don't you mean breakfast?

And lunch?

No. On Ding Dong we eat dinner in the morning and breakfast at night.

We don't have lunch. But don't worry. We have a big dinner.

OK. Now it's time to do the housework. We do housework from 9:00 to 12:00 every day.

These are your housework robots. They can help you.

Housework! But this is our holiday.

Yeah. It's just like computer games.

Robots? Wow...this is great... Housework here is so much fun.





## Did you know?

### Time differences

midnight



London

1:00 a.m.



Paris

2:00 a.m.



Moscow

8:00 a.m.



Beijing

9:00 a.m.



Tokyo

10:00 a.m.



Sydney



## Self-assessment

Now I can...

(1) talk about the time.			
(2) talk about daily routines.			
(3) pronounce the <i>g</i> , <i>ea</i> , <i>ey</i> , <i>er</i> , <i>ew</i> , <i>ear</i> and <i>ere</i> in the words.			
(4) use the new words and expressions in this module.			
(5) sing the song in this module.			
(6) ...			



## ★ Module 3 Days of the week

### Unit 5 What day is it today?



Let's talk



1

What day is it today? Is it Wednesday or Thursday?

2

It's Wednesday. It's my favourite day!


3

Why do you like Wednesday?

4

On Wednesday we have two PE lessons. I love sport.





5 I don't like sport, so I don't like Wednesday. My favourite day is Thursday.

6 Why?

7 We have a music lesson on Thursday and I love singing.

Sunday	Monday	Tuesday	Wednesday	Thursday	Friday	Saturday
English	Maths	Art	Maths	Computer		
Chinese	Maths	Chinese	Chinese	Computer		
Art	Science	PE	Chinese	English		
		PE	Music			






# Fun with language



## 1 Listen and match.




A



B



C




D



E



( )



( )



( )



( )



( )

## 2 Look and say.

	Monday	Tuesday	Wednesday	Thursday	Friday
Morning	Chinese	Art	English	PE	Maths
	English	Maths	Chinese	English	Maths
	PE	English	Maths	Chinese	Music
	Maths	PE	Computer	Chinese	Chinese
Afternoon	Science	Chinese	Maths	Maths	English

**Example:**

What day is it today?

It's Monday.

What lessons do you have today?

We have a PE lesson, a maths lesson, a Chinese lesson, an English lesson and a science lesson.





### 3 Write and chant.

#### Example:

Today is Monday.

Today is Monday.

Monday is my favourite day.

We have English.

We play games.

We all have fun on Monday.

#### Your turn:

Today is \_\_\_\_\_.

Today is \_\_\_\_\_.

\_\_\_\_\_ is my favourite day.

We have \_\_\_\_\_.

We play games.

We all have fun on \_\_\_\_\_.

### 4 Ask and write.

Name	Favourite Day	Reason
Tan Wen	Friday	have a music lesson

#### Example:

**A:** Hello, Tan Wen. What's your favourite day?

**B:** My favourite day is Friday.

**A:** Why do you like Friday?

**B:** I have a music lesson on Friday. I like music very much.





## Sing along



Listen and sing. 

### Days of the week

Sunday la-la-la, Monday la-la-la,  
Tuesday la-la-la, Wednesday,  
Thursday la-la-la, Friday la-la-la,  
Saturday, that makes a week.







# Sound family




## 1 Try to read.

Letters	Words you know	Try more
tr	tree, trousers	try
dr	dress, draw, drive, hundred	drop
nk	think, thank	drink
i	hi	wifi
ind	kind, behind	find
wr	wrong, write	wrist



The **driver** **drinks** a lot of water.



The **strong** woman in a **pink** blouse can drive a **train**.

## 2 Read the rhyme.



My kite is white.

My kite is **light**.

My kite is in the sky!

Now left, now **right**.

Now low, now **high**.

See the kite.

Oh, what a **sight**!



## Unit 6 What do you usually do on Sunday?



Let's talk







Saturday morning  
go to the park  
always



Saturday afternoon  
visit my friends  
sometimes



Saturday evening  
see a film  
usually



2  
I do my homework.  
And you?

4  
Like what?

6  
I never do housework on Sunday.  
But I often go shopping with my  
mum and dad.





# Fun with language



## 1 Listen and match.



Sunday

Monday

Tuesday

Wednesday

Thursday

Friday

Saturday



## 2 Ask and write.

Days of the week	Activities
Sunday	
Monday	
Tuesday	
Wednesday	
Thursday	
Friday	
Saturday	

### Example:

**A:** What do you usually do on Monday after school?

**B:** I usually play football.



### 3 Read and answer.

My name is William. I'm a pupil and I love football. Saturday is my favourite day. On Saturday I often play football with my friends. From 9:00 to 12:00, I play football in the park. I always play with Sam, Ken, Mike and Billy. Sometimes, I play in the playground. I don't like to play with Sandy because he often shoots at his own goal.



Questions:

- (1) What is William's favourite day?
- (2) Who does he play football with?
- (3) Where do they play?
- (4) Why doesn't William like playing with Sandy?

### 4 Do the project.

Your dream timetable

**Step 1:** Draw a timetable.

**Step 2:** Fill in the table with the lessons you want.

**Step 3:** Tell your classmates what you want to do each day.

**Example:**

Days Time	Monday	Tuesday	Wednesday	Thursday	Friday





## Story time



Read and act.

### Aki the alien

Today is Monday, so I must go to work.

1

Work?

What do you do, Aki?

2

I drive the Ding Dong bus. Come and see.

OK, everyone. Get on the bus. Next stop is the Ding Dong City Library.

3

Why does Aki drive so fast?

4

I don't know. It's very dangerous.

OK, everyone, Ding Dong library. Please get off the bus.

5

Well, boys. Did you enjoy the trip?

6

Ahhh...yes... But I think we'll walk back home.





## Did you know?

### Short form of the days

Sunday → Sun.

Monday → Mon.

Tuesday → Tue.

Wednesday → Wed.

Thursday → Thur.








Friday → Fri.

Saturday → Sat.



## Self-assessment

Now I can...

(1) name the days of the week.			
(2) talk about activities on different days.			
(3) tell the frequency for carrying out an activity.			
(4) pronounce the <i>tr</i> , <i>dr</i> , <i>nk</i> , <i>i</i> and <i>igh</i> in the words.			
(5) use the new words and expressions in this module.			
(6) sing the song and read the rhyme in this module.			
(7) ...			



## ★ Module 4 Activities

### Unit 7 What do you do when you have free time?



Let's talk







take photos



go shopping



listen to music



draw a picture



email my friends



have a picnic



2

Me too. What do you do when you have free time?

4

I don't like that. I usually watch cartoons. Shall we watch a cartoon?





# Fun with language



## 1 Listen and number.




( 1 )



( )




( )



( )



( )



( )




( )



## 2 Look and say.

What do you do when you have free time?



I do housework.





### 3 Read and number.



(1) Come out and play, Piggy.

It's Monday. I'm busy. I do exercises on Monday.

(2) Come out and play, Piggy.

It's Tuesday. I'm busy. I water my flowers on Tuesday.

(3) Come out and play, Piggy.

It's Wednesday. I'm busy. I cook on Wednesday.

(4) Come out and play, Piggy.

It's Thursday. I'm busy. I clean my room on Thursday.

(5) Come out and play, Piggy.

It's Friday. I'm busy. I draw on Friday.

(6) Come out and play, Piggy.

It's Saturday. I'm busy. I read on Saturday.

### 4 Look and write.





What do my family do at the weekend?

People in my family do different things at the weekend. My mother and father often go shopping. My aunt and uncle often \_\_\_\_\_. My grandmother and grandfather often \_\_\_\_\_. My two cousins are girls. They often \_\_\_\_\_. My two brothers usually \_\_\_\_\_. I often \_\_\_\_\_ with my friends. We all enjoy the weekend.



**Sing along**



**Listen and sing.** 

### **Doing the hokey pokey**

We're doing the hokey pokey.


We're doing the hokey pokey.

We are waving our arms.

We're kicking our legs.

We're doing the hokey pokey.

We're doing the hokey pokey.







# Sound family



## 1 Try to read.

Letters	Words you know	Try more
o	come, does	son, ton, London
ou	house, about	count
ou	young, cousin	country
oo	too, school	cool
oo	book, look	hook
oy	boy, toy	joy, soy
old	old	cold, sold
oor	door, floor	Moore



Look at the **soy** beans on the **floor**. It isn't very **cold** today. It's **cool**.

## 2 Read the tongue twisters.

- (1) The **mother** and her **son** come to **London** on **Mondays**.
- (2) Mr Brown **found** a **mouse** in the **house**.
- (3) There's a **hook** under the **cook** **book**.
- (4) The **toy** gave the **boy** lots of **joy**.
- (5) Mr **Moore** saw a ball on the **floor** behind the **door**.

## 3 Learn and compare.

do→doing	play→playing	read→reading	sing→singing
look→looking	listen→listening	work→working	clean→cleaning
go→going	draw→drawing	help→helping	visit→visiting
teach→teaching	paint→painting	build→building	wear→wearing
come→coming	write→writing	make→making	have→having
run→running	swim→swimming	put→putting	get→getting



## Unit 8 What are you doing?



Let's talk



1

What are you doing, Ben?

2

I'm taking photos.

3

May I have a look at your photos?

4

OK. This one is mum. She is running in the garden.







watching cartoons  
in the living room



fishing in the park

5

Oh. Look at this one.  
Grandma is reading in  
her bedroom. Grandpa  
is watching TV.



6

And I have one of  
you. You are eating  
in the kitchen!



swimming in the pool



flying a kite  
in the playground



singing and dancing  
in the living room





# Fun with language



## 1 Listen and match.

Kate

Jane

Ann

Tom

Sam

Jim



## 2 Look and say.



**Example:**

**A:** How many pupils are playing the ball game?

**B:** Four.



### 3 Find the differences.



In Picture 1, some ducks are swimming in the river. In Picture 2, some fish are swimming in the river.

### 4 Do the project.

#### Our hobbies

**Step 1:** Draw a table.

**Step 2:** Ask your classmates what they like doing and write down their answers.

Activity	How many students like doing this activity?
reading	10
listening to music	

**Step 3:** Tell your class what you found.

**Example:**

In my class, ten children like reading...





## Story time



Read and act.

**Aki the alien**

1 A picnic at the weekend is a great idea.

Yes. All the people are having fun.

2 Yeah...Some are flying kites, some are fishing in the river... and... Who is riding that bike?

3 It's Aki. Where is he going?

4 Look! Is Aki going swimming?

5 He's riding to the river.

6 Swimming? But Aki can't swim.

7 Don't worry. Relax. I've got you now.

8 Thanks, Cop-Cop!

9 You must be more careful.





## Did you know?

### Some fun activities



play chess



play cards



sing karaoke



play music



surf the Internet



go hiking



## Self-assessment

Now I can...

(1) ask people about what they do in their spare time.			
(2) say what someone is doing.			
(3) pronounce the <i>o</i> , <i>oo</i> , <i>ou</i> , <i>old</i> , <i>oor</i> and <i>oy</i> in the words.			
(4) use the new words and expressions in this module.			
(5) sing the song and say the tongue twisters in this module.			
(6) ...			





## Module 5 Sports

### Unit 9 It looks fun



Let's talk




1

What are the children doing in the playground, Ms White?

2

Some of the children are playing basketball and football, some of them are doing *kung fu*.








playing table tennis



doing the long jump



doing the high jump



3  
What are the children  
doing next to the  
swimming pool?

4  
I think they are  
skating.

5  
It looks fun. I want to go  
and try it with them.



playing tennis



playing chess







# Fun with language



## 1 Listen and number.



## 2 Look and say.




**Example:** What are the horses doing?  
They're running.




### 3 Play a game.

Example:



### 4 Look, read and match.



- A. A girl is doing the long jump in the playground.
- B. Some boys are playing basketball in the gym.
- C. Some boys are playing football in the playground.
- D. Two boys are playing chess under the tree.
- E. A boy and a girl are playing table tennis in the gym.
- F. Two girls are skating in the playground.





## Sing along



Listen and sing.



### We are all jumping

We are all jumping, jumping, jumping.

We are all jumping this fine day.

We are all running, running, running.

We are all running, this fine day.

We are all swimming, swimming, swimming.

We are all swimming this fine day.

We are all playing, playing, playing.

We are all playing, this fine day.







# Sound family



## 1 Try to read.

Letters	Words you know	Try more
ph	photo	phone
u	ruler	brute, flu
u	put	full
uy	buy	guy



The two children are on the **phone**.



The glass is **full**.

## 2 Read the short passage.



Look at this **photo**. The **guy** in it is one of my best friends. His name is **Bruce**. He is wearing a white T-shirt and **blue** pants. I know he likes sports. And he is good at table tennis. In the **photo** he has two bats in his hands and he is **putting** them into the light **blue** bag.



# Unit 10 I am very fast



Let's talk



1

What's your favourite sport?



2

I am tall and I have long arms, so I like playing volleyball.


3

My favourite sport is running. I am very fast.





clever – chess



long legs – the high jump

4

And what do you like doing, Jiamin?



5

I like the water.

6

So do you like swimming best?

7

No, I like taking a bath.



strong – kung fu



long arms – badminton





# Fun with language



## 1 Listen and number.



## 2 Ask and answer.


**Example:**

**A:** What is their favourite sport?

**B:** Basketball.

**A:** Where do they usually play basketball?

**B:** In the gym.





### 3 Read and tick or cross.

Different students love different sports in my class. Mike is tall. He likes playing basketball. Ann has long arms. She plays badminton very well. Ken likes running very much. He is very fast. Sam is very clever. He is a good chess player. Sue likes the water, and she is very good at swimming. Bill jumps very far. His favourite sport is the long jump.

- ( ) (1) Mike likes playing basketball because he is very strong.
- ( ) (2) Ann is good at playing badminton because she is very clever.
- ( ) (3) Ken can run very fast.
- ( ) (4) Sam is good at playing chess.
- ( ) (5) Bill jumps very high.

### 4 Do the project.

What's your favourite sport?

**Step 1:** Draw a table.

Name	Favourite sport	Reason

**Step 2:** Ask your classmates about their favourite sport and write down their answers in your table.

**Example:**

**A:** Hi, Jiamin. Do you like basketball? / What's your favourite sport?

**B:** Yes, I like it. / My favourite sport is basketball.

**A:** Why do you like basketball?

**B:** I'm tall and I can play it well.

**Step 3:** Introduce their favourite sport and say why they like them.





## Story time



Read and act.

### Aki the alien

1 You're in the Ding Dong Olympics? Are you good at sport?

2 It's the high jump. Wow, look at Aki. He can jump so high!

3 Watch and you'll see.

4 Hurray! He won the gold medal.

5 Aki is in the long jump now. Do you think he can win?

6 Look at him, go and go and go ...

I jumped around Ding Dong. Did I win?

Aki, you've been gone for 5 hours! Where were you?





## Did you know?

Besides table tennis and badminton, these are some of the sports Chinese athletes are good at.



diving



gymnastics



weight-lifting



shooting



## Self-assessment

Now I can...

(1) talk about what sport somebody is doing.			
(2) talk about what sport somebody likes and why.			
(3) pronounce the <i>u</i> , <i>uy</i> and <i>ph</i> in the words.			
(4) use the new words and expressions in this module.			
(5) sing the song in this module.			
(6) ...			



## ★ Module 6 Celebrations


### Unit 11 I was born in January



Let's talk












## Fun with language



### 1 Listen and number.



### 2 Play a game.

My birthday is in April.

My birthday is in August.

My birthday is in June.



My birthday is in November.








### 3 Read and choose.

Today is Tim's birthday. In the morning, \_\_\_\_\_. We buy a big cake, a toy car, some flowers and some candies. Tim likes reading very much, \_\_\_\_\_. I make a birthday card for him.

In the evening, \_\_\_\_\_. At the party, everyone wears a birthday hat. We sing songs, play games, dance and eat the cake. When we say \_\_\_\_\_ to Tim and give him the presents, he is very happy. We all have a happy time.

- A. "Happy birthday"
- B. we go out to buy some presents for him
- C. we have a party for him
- D. so we buy some books for him, too

### 4 Read and write.



- (1) Xiaoling is having a birthday party at home.
- (2) Xiaoling's friend is giving her a \_\_\_\_\_.
- (3) Xiaoling's father is \_\_\_\_\_ of the children.
- (4) The children are \_\_\_\_\_ for Xiaoling.
- (5) Xiaoling is \_\_\_\_\_ years old today.
- (6) The children are \_\_\_\_\_ with Xiaoling.





## Sing along



Listen and sing. 

### Happy birthday

Happy birthday to you!

Happy birthday to you!

Happy birthday, dear Amy!

Happy birthday to you!





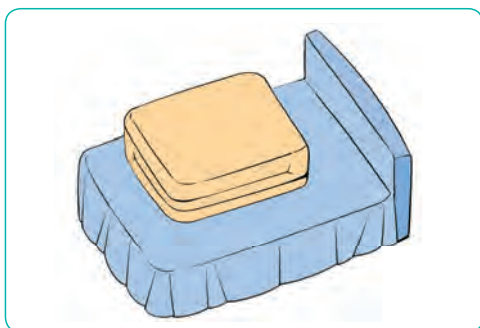


# Sound family



## 1 Try to read.

Letters	Words you know	Try more
qu	quite	queen
ts	let's, what's	ants, quilts
ds	hands, beds, cards	beads, roads
y	yes, you, your, young, yellow	yard, yates
y	dirty, very, party, baby, body	lucky, candy



There are two **quilts** on the bed. Mr **Yates** is working in the **yard**.

## 2 Read the rhyme.




Bright day, sunny day. I am happy and gay!

Mr Yates, Mr Yates, today is my birthday.

Please come to the party in my yard.

And don't forget my birthday card.





## Unit 12 Mother's Day is coming



Let's talk



1

It's May already.  
Mother's Day is  
coming.

2

What do you like  
doing for Mother's  
Day, Ben?

3

In my home we like having  
a big family dinner out  
with lots of great food.





June  
Children's Day



July  
summer holidays



September  
Teachers' Day



4  
My dad likes giving my mum beautiful flowers as a gift. I usually draw a picture for my mum. What about you, Jiamin?

5  
I usually make a card for my mum. I like making cards for my family and my friends. Here's one for you.

6  
Thanks, Jiamin.



September / October  
Mid-Autumn Festival



January / February  
Spring Festival







# Fun with language



## 1 Listen and match.



October 1st



September 10th



June 15th



January 1st



August 30th

## 2 Ask and answer.

**A:** What do you like doing for Mother's Day?

**B:** I like giving my mum a present. I also help my mum with some housework.

	give presents	make a card	have a big meal	wear new clothes	...
Mother's Day	√				help with housework



### 3 Read and tick or cross.

The Spring Festival is usually in January or February. It is an important holiday for Chinese people. During this festival, people do cleaning and decorate (装饰) their homes. They do a lot of shopping, visit their relatives and friends. On the eve of the Spring Festival, family members get together and have a big meal with lots of great food. People have a long holiday at the Spring Festival. Children do not go to school. They are always very happy, because they can get lucky money (压岁钱).

- ( ) (1) The Spring Festival is in the first half of a year.
- ( ) (2) People clean their homes at the Spring Festival.
- ( ) (3) The Spring Festival is a family festival.
- ( ) (4) Great food is an important part of the Spring Festival.
- ( ) (5) Children get money if they go to school at the Spring Festival.

### 4 Do the project.

Make a poster of your favourite festival

**Step 1:** Draw what people do on this festival.

**Step 2:** Ask your partner to guess the name and date of the festival.

**Step 3:** Write down the name and date.

**Example:**

Festival name: \_\_\_\_\_

Date: \_\_\_\_\_

People eat \_\_\_\_\_ on this day.

People say \_\_\_\_\_ on this day.

People wear \_\_\_\_\_ on this day.

People like \_\_\_\_\_ on this day.







## Story time



Read and act.

### Aki the alien

**1** Well, everyone. September is coming. Time to go back to Earth.

It was great to meet you boys.

**2** I feel sad. I love Ding Dong.

Don't be sad. Today is a happy day, too.

Happy?

Yes. Today is my birthday! I made a cake.

How many candles should I put on the cake, Aki?

**4** 100 candles. I am 100 today!

**5** 100?!

... but 100 Ding Dong years are only 10 Earth years!

**6** Happy birthday, Aki!





## Did you know?

People celebrate birthdays in different ways.



Chinese people have noodles.



Danish people put a flag on the front door.



## Self-assessment

Now I can...

(1) say what people do during different festivals.			
(2) ask people their age and describe a birthday party.			
(3) pronounce the <i>qu</i> , <i>ts</i> , <i>ds</i> and <i>y</i> in the words.			
(4) use the new words and expressions in this module.			
(5) sing the song and read the rhyme in this module.			
(6) ...			





## Module 7 Let's look back

### Getting ready for the New Year's Day party.


#### 1 Read and draw.

- Write "Happy New Year" on the board.
- Draw some flowers around the words.
- Then add some stars and present boxes to your picture.
- Colour your drawings.



#### 2 Look, ask and answer.

You are talking to your friend about these people.



**Example:**

**You:** Who's the man with glasses?

**Your friend:** He's Bill. He's a cook.

**You:** He looks shy.



### 3 Think and say.

Now you are talking to Bill at the party.



I often ...

My favourite sport is ...


When I have free time, I ...

On Monday, ...

At the weekend, ...

### 4 Say and write.

Now you're having lunch at the party. Talk about your favourite day.





Name	Favourite day	Reason
Wang Xin	Monday	have a music lesson

## 5 Listen and guess.

You are playing a guessing game at the party.



Sound 1: swimming

Sound 2: \_\_\_\_\_

Sound 3: \_\_\_\_\_

Sound 4: \_\_\_\_\_

Sound 5: \_\_\_\_\_

Sound 6: \_\_\_\_\_



## 6 Ask and answer.

You are the quiz master. Ask your guests some questions.

- How many days are there in a week/month/year?
- How many days are there in January/ February/ March/ April?
- What festival is in May/June/July...?
- In which month is New Year's Day/Chinese National Day...?
- At which festival do children give their father presents/people have a big dinner?
- ...

## 7 Look and write.

After the party, you are showing photos of the party on the Internet.  
Write a caption for each photo.



Bill and Janet are dancing.






















## Self-assessment



Now I can...

(1) talk about the topics in this book.			
(2) pronounce the sounds I learned in this book.			
(3) use the new words and expressions in this book.			
(4) sing the songs and read the rhymes in this book.			
(5) ...			





# Vocabulary

## Module 1 People

### Unit 1 He looks like a cook

look like 看起来像……  
which 哪一个；哪一些  
with 有；和……在一起  
glasses 眼镜  
her 她（she 的宾格）  
know 知道  
him 他（he 的宾格）  
policewoman 女警察  
policewomen 女警察（复数）  
uniform 制服

its 它的  
their 他（她、它）们的

### Unit 2 She is very kind

kind 和蔼的；慈祥的  
What is ... like? ……像什么？  
shy 害羞的  
round 圆的  
friendly 友好的

## Module 2 Daily routine

### Unit 3 It's time to get up

daily 日常的；每日的  
☆ routine 固定的程序；常规  
time 时间  
It's time to / for... 是……的时候了。  
up 向上  
get up 起床  
o'clock ……点钟  
half 半；一半  
past 超过  
half past ... ……点半  
quarter 一刻，十五分钟  
to 差……到……（点钟）  
a quarter to ... ……点四十五分  
（差一刻钟到……点）  
sleep 睡觉  
tired 疲倦的  
lunch 午餐  
back 回  
home 家

dinner 餐；晚餐  
teach 教  
paint 画；涂（颜色）

### Unit 4 When do you have class?

have class 上课  
usually 通常  
well 好  
day 天，日  
breakfast 早餐  
from 从  
from ...to... 从……到……  
hmmm... 唔……  
exercise 练习  
take exercise 体育锻炼  
run 跑步  
go running 去跑步  
swim 游泳  
go swimming 去游泳



## Module 3 Days of the week

### Unit 5 What day is it today?

week 周；星期

today 今天

Wednesday 星期三

Thursday 星期四

why 为什么

Sunday 星期天

Monday 星期一

Tuesday 星期二

Friday 星期五

Saturday 星期六

### Unit 6 What do you usually do on Sunday?

always 总是

parent 父（母）亲

housework 家务

never 从来不

often 经常

go shopping 去购物

park 公园

visit 参观

film 电影

## Module 4 Activities

### Unit 7 What do you do when you have free time?

activity 活动

free 空闲的；自由的

feel 感觉

bored 烦闷的

Me too. 我也是。

do some reading 读点书

interesting 有趣的

cartoon 漫画；卡通

shall 将要

Shall we...? 我们……好吗？

king 国王

Monkey King 猴王

take photos 拍照

listen 听

listen to... 听……

email 发电子邮件；电子邮件

picnic 野餐

### Unit 8 What are you doing?

have a look 看一下

fish 钓鱼

fly 放（风筝）；飞

dance 跳舞



## Module 5 Sports

### Unit 9 It looks fun

fun 有趣

basketball 篮球

football 足球

\*kung fu 功夫；武术

think 想

skate 溜冰

try 试；尝试

table tennis 乒乓球

jump 跳

the long jump 跳远

high 高的；高地

the high jump 跳高

tennis 网球

chess (国际) 象棋

### Unit 10 I'm very fast

arm 手臂

volleyball 排球

fast 快的；飞快地

water 水

bath 洗澡

take a bath 洗澡

clever 聪明的

\*badminton 羽毛球

## Module 6 Celebrations

### Unit 11 I was born in January

☆ celebration 庆祝

was 是 (is, am 的过去式)

be born... 生于……

January 一月

present 礼物

card 卡；卡片

go on 进行

party 聚会

candle 蜡烛

cake 蛋糕

February 二月

March 三月

April 四月

August 八月

June 六月

November 十一月

### Unit 12 Mother's Day is coming

Mother's Day 母亲节

May 五月

already 已经

give 给

July 七月

summer 夏天

holiday 假日

September 九月

Teachers' Day 教师节

October 十月

Mid-Autumn Festival 中秋节

spring 春天

festival 节日

















































Spring Festival 春节






















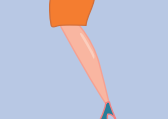































# Picture dictionary

You can write these words.

one o'clock 	a quarter past one 	twenty past one 	half past one 	twenty-five to two 	a quarter to two 
run 	swim 	jump 	sing 	dance 	skate 
get up 	go to school 	sleep 	have lessons 	go back home 	do one's homework 
take a bath 	have breakfast 	have lunch 	have dinner 	have a birthday party 	do some reading 
take photos 	draw pictures 	listen to music 	email one's friends 	have a picnic 	watch cartoons 
have fun 	do housework 	see/watch a film 	visit a factory 	play in the park 	fly a kite 
make cards 	play ball games 	go fishing 	go shopping 	go swimming 	take exercise 
tennis 	table tennis 	football 	basketball 	volleyball 	kung fu 



the long jump 	the high jump 	running 	chess 		summer holiday 
Spring Festival 	Children's Day 	Mid-Autumn Festival 	Teachers' Day 	Mother's Day 	
Sunday 	Monday 	Tuesday 	Wednesday 	Thursday 	Friday 
Saturday 		a round face 	long arm 	long leg 	short hair 
January 	February 	March 	April 	May 	June 
July 	August 	September 	October 	November 	December 
feel tired 	feel bored 	feel happy 	be free 	be shy 	be friendly 
be kind 		cake 	lots of food 	policewoman 	Monkey King 
glasses 	present 	candles 	card 	an interesting book 	



## You can use these drills to make sentences.

He looks like *a cook*.

He is *a cook*.

Who's *that man / woman in a white coat*?

*David* is *a boy* with *glasses*.

Can you see *him / her / it / them*?

He / She is *kind / pretty / friendly / short*.

What time is it?

It's *one o'clock / half past one / a quarter to two*.

It's time to *get up*.

It's time for *class*.

What time do you/ they *usually have breakfast*?

I / We / They *usually have breakfast at about seven*.

What day is it today?

It's *Monday / Tuesday*.

What lessons do you/ they have today?

I / We / They have *Chinese, maths and English* lessons today.

What do you / they usually do on *Sunday / Saturday*?

I / We / They always / usually / often / sometimes / never *clean the house on Sunday / when I / We / They have free time*.



**What are you / they doing?**

**I'm / We're / They're *reading*.**

**Is he(she) *swimming*?**

**Yes, he(she) is. / No, he(she) isn't.**

**What's your favourite *sport / colour*?**

**I like *taking a bath / red*.**

**It's *January / February* already.**

**What do you like doing *for Mother's Day*?**

