



义务教育教科书

全国优秀教材二等奖

英语

(一年级起点)

一年级下册



外语教学与研究出版社



义 务 教 育 教 科 书

全国优秀教材二等奖

英语

(一年级起点)

一年 级 下 册

主 编: 陈 琳 Printha Ellis (英)

副 主 编: 鲁子问



外语教学与研究出版社

FOREIGN LANGUAGE TEACHING AND RESEARCH PRESS

北京 BEIJING

Name (姓名): _____ Class (班级): _____ School (学校): _____

出版人：徐建忠
项目统筹：王 芳 **Charlotte Liu** (加)
项目策划：徐秀芝 申 蓓
项目负责：申 蓓 陈海燕 邢印姝 **Mary-Jane Newton** (德)
责任编辑：祝 玲 王 凡
绘制设计：金 妮 张春玲

英语（一年级起点）
一年级下册 学生用书
主编：陈 琳 **Printha Ellis** (英)

基础教育出版分社：

地 址：北京市西三环北路19号 外研社大厦 基础教育出版分社（100089）
咨询电话：010-88819666（编辑部）/ 88819688（市场部）
传 真：010-88819422（编辑部）/ 88819423（市场部）
电子信箱：beed@fltrp.com
购书电话：010-88819928/9929/9930（邮购部）
购书传真：010-88819428（邮购部）





前 言

各位同学，你们好！欢迎大家学习本套英语教材！

2000年，外语教学与研究出版社与麦克米伦出版（中国）有限公司依据国家《义务教育 英语课程标准（实验稿）》共同组织开发了本套教材；作为我国第一套中小学“一条龙”英语教材，本套教材已出版使用十余年。2011年，基于新颁布的国家《义务教育 英语课程标准（2011年版）》，我们对教材进行了认真修订。

在修订后的小学教材中，我们为同学们保留了大家熟悉并喜爱的四个小伙伴——中国学生大明和玲玲、英国学生Sam和Amy，还增加了其他一些人物和小动物。他们会带领大家在一系列有趣的故事、对话、游戏、活动和歌曲中学习英语。

修订后的教材每册包括10个学习模块（Module）、一个复习模块（Review Module）、四个单词表、一个补充阅读（Reading for Pleasure）版块以及一个综合运用实践项目（Project）。每个学习模块分两个单元（Unit），一般情况下，第一单元呈现本模块所要学习的语言内容，第二单元提供若干任务型（Task-based）活动，包括一首歌曲、歌谣或韵句。学习模块的课文中呈现了一些语法内容，但不要求老师做理论的讲解，更不要求大家孤立地、脱离语境地掌握，只希望大家初步学会在恰当的语境中运用包含这些语法的句子。这一原则也希望老师在教学过程中以及家长在辅导孩子学习的时候注意。复习模块对前面10个模块所学的内容进行综合和融合性复习，使大家的语言知识和相应的语言技能得到进一步的巩固与提高。教材有四个单词表，包括：分模块按出现顺序收录的单词，按字母顺序收录的全书单词，歌曲、歌谣或韵句中出现的单词以及人名、地名。在歌曲、歌谣或韵句中出现的词，只要求理解，不要求学会运用。补充阅读为大家选用了篇幅短小、内容丰富、形式多样的材料。教材最后设计了一个综合运用实践项目，供同学们根据兴趣自由选择使用。

本套教材同时还配有对应的网络教材，可供同学们在线学习使用。

同学们，希望大家积极尝试，大胆实践，主动学做教材中的英语活动，努力学唱英语歌曲、歌谣和韵句。相信你们会在参与活动、完成任务的过程中体会到学习英语的乐趣，实现英语的灵活运用和自由交际。



Contents



Module 1

Unit 1 He's a doctor.	2
Unit 2 She's a nurse.	5

Module 2

Unit 1 Where's the bird?	8
Unit 2 The toy car is under the bed.	11

Module 3

Unit 1 Where's the orange cat?	14
Unit 2 How many green birds?	17

Module 4

Unit 1 This is my head.	20
Unit 2 These are your eyes.	23

Module 5

Unit 1 They're cows.	26
Unit 2 It's thin.	29

Module 6

Unit 1 These snakes are short.	32
Unit 2 They're little and cute.	35

Module 7

Unit 1 There is a cat in the tree.	38
Unit 2 There are three brown monkeys.	41



Module 8

Unit 1 There's a pair of shorts under that duck. 44

Unit 2 There are two footballs under my desk. 47

Module 9

Unit 1 I like football. 50

Unit 2 What's your favourite sport? 53

Module 10

Unit 1 Let's play football! 56

Unit 2 Let's sing! 59

Review Module

Unit 1 62

Unit 2 64

Words and Expressions in Each Module 66

Word List 68

Words and Expressions in Songs and Chants 71

Names 71

Reading for Pleasure

The Three Bears 72

Project

Things We Like 74




Module 1



Unit 1 He's a doctor.

1

Listen, point and say.



2


Listen, point and find "She's..., He's..."




Module 1

Unit 1


This is my father.
He's a doctor.



This is my
grandpa.



This is my
grandma.



And is this your
sister Amy?

No, it isn't.
That's me!



That's my
brother Tom.



Module 1

Unit 1

3 Listen and say. 



He's a doctor.



She's a teacher.

4 Practise. 



He's a teacher.

She's a doctor.



Unit 2 She's a nurse.

1 Listen, point and say.



2 Listen and say.




Module 1

Unit 2



3 Listen, number and say. 



4 Listen and say. Then sing and do the actions. 

THE DOCTOR ON THE BUS



The doctor on the bus sings, la la la la la la



la la la. The driver on the bus sings, la la la la la la



la la la. The nurse on the bus sings, la la la la la la



la la la. The clown on the bus sings, la la la la la la la.



5 Play the game. Point and say.



He's? Chris isn't a boy!



6 Do and say.





Unit 1 Where's the bird?

1 Listen and chant.

Look! A cat!
It's in your bag!



Look! The cat!
It's on my hat!



2 Listen, point and find "in, on, under".



Hello!
Where's the bird?



Module 2

Unit 1

Where's the bird? Oh, look, it's in my hat.



Where's the bird? Oh, look, it's on my hat.



Where's the bird? Oh, look, it's under my hat.



Module 2

Unit 1

3 Listen and say. 



Where's the cat?

It's in the box.




Where's the cat?

It's on the box.



Where's the cat?

It's under the box.

4 Practise. 



in

on

under

Where's the pencil?



It's under the book.



Unit 2 The toy car is under the bed.

1 Listen, point and say.




2 Listen and say.



Module 2

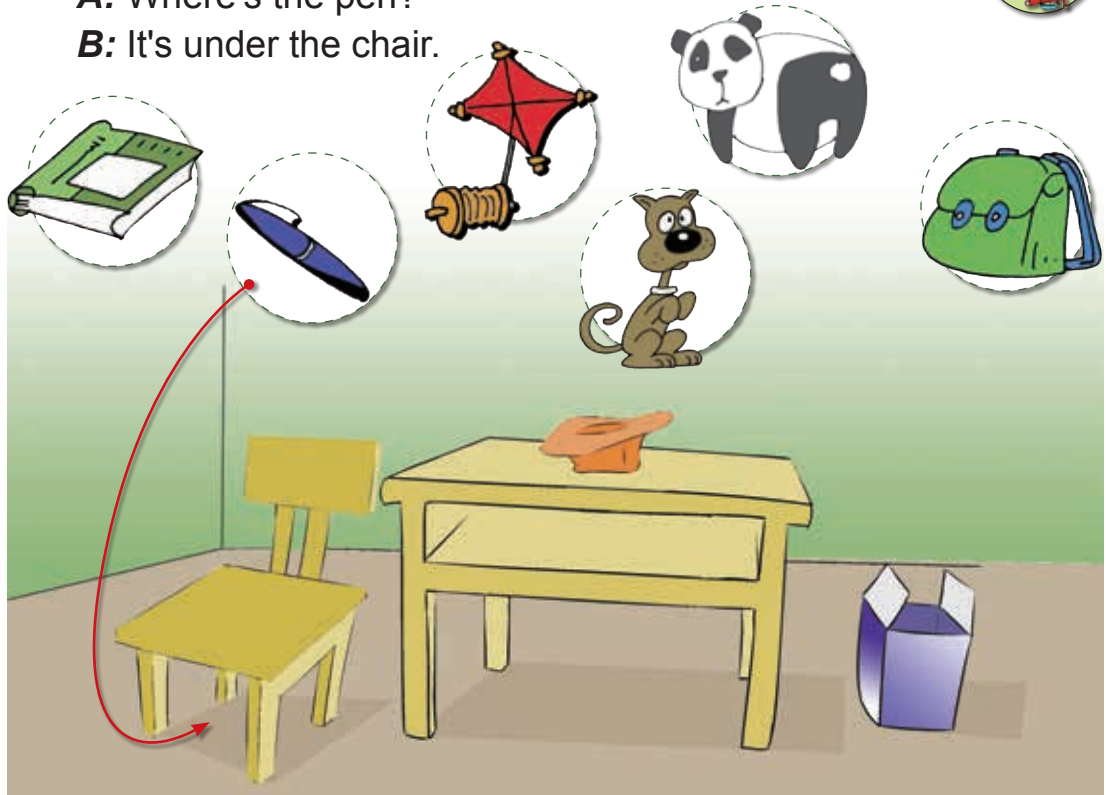
Unit 2

3 Listen and match.



A: Where's the pen?

B: It's under the chair.




4 Listen and say. Then chant.



The hat, hat, hat
is in my hand, hand, hand.
The hat, hat, hat
is on my head, head, head.



5 Play the game. Look and guess.



It's under the desk.

No, it isn't.

Yes, it is.

Is it a bag?

Is it a panda?

6 Look and say.



The bear is on the bed.
The cat is under the desk...





Unit 1 Where's the orange cat?

1 Listen, point and say.



2 Listen, point and find "Where's...?"





One, two, three,
four, five, six, seven...

Eight, nine, ten,
eleven, twelve.

Twelve cats!



Where's the
orange cat?

I don't know!



Is it under
the bed?


Yes, it is.



Module 3

Unit 1

3 Listen and say.




4 Practise.





Unit 2 How many green birds?

1 Listen, point and say. 



How many fish?

Ten?



Oh, eleven!

2 Listen and say. 

Girl: Look at the tree.

So many birds!

Boy: How many?

Girl: Let's count!

Girl and Boy: One, two, three, four, five, six, seven, eight, nine, ten, eleven, twelve. Twelve birds.

Boy: How many green birds?

Girl: One, two, three, four. Four green birds.





Module 3


Unit 2

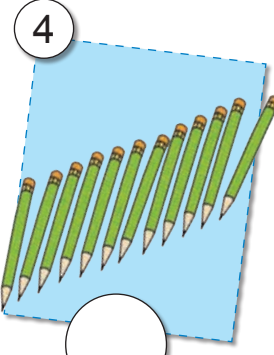
3 Listen and draw ✓ or X. 



1 

2 

3 

4 

4 Listen and say. Then sing. 

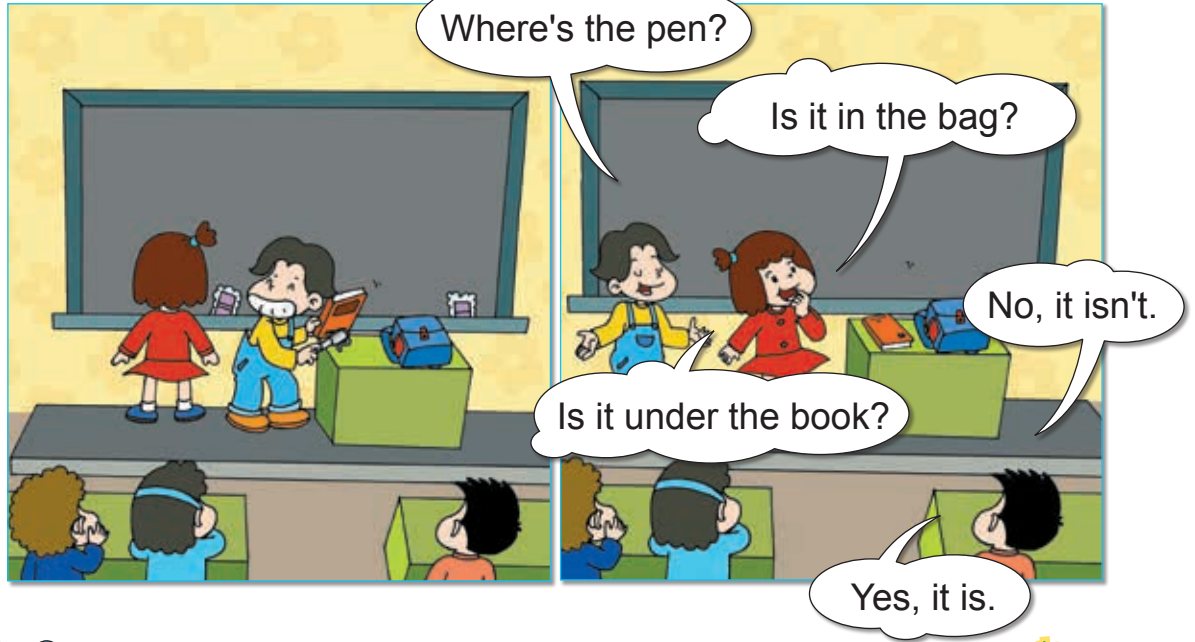


TEN LITTLE FINGERS





5 Play the game. Do, ask and answer.

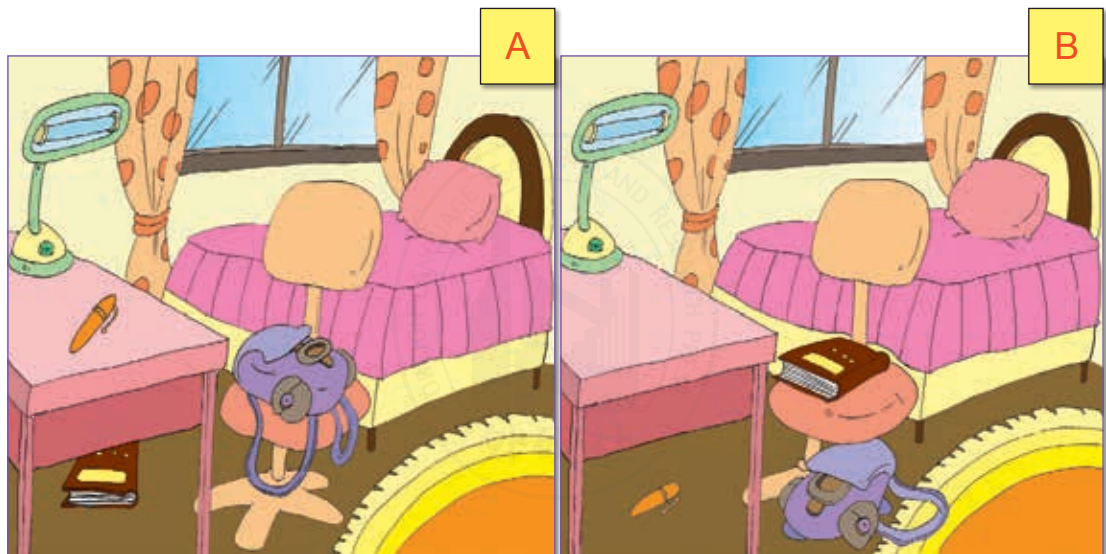


6 Look and say.



In Picture A, the pen is on the desk.

In Picture B, the pen is under the desk.







Module 4



Unit 1 This is my head.

1

Look, listen and do.



2

Listen, point and find "my, your..."







Module 4

Unit 1


This is my face. This is my nose.



This is your ear. This is your mouth.



This is my eye. And this is your eye.



My face. My nose. My ear. My mouth. My eye. My head.



And this is my body!



Wow! Good boy!

Module 4

Unit 1

3 Listen and say.



4 Practise.



head


face

mouth

ear

eye

nose





Unit 2 These are your eyes.

1 Listen, point and say.



2 Listen and say.

Baby: Mother, what are these?

Mother: These are your eyes.

Baby: So many eyes!

Mother: How many? Let's count.

Baby and Mother: One, two, three, four,
five, six, seven, eight.
Eight eyes.



Module 4

Unit 2

3 Point, ask and answer.







A: What's this?

B: This is...

A: What are these?


B: These are...





4 Listen and say. Then sing and point.



HEAD AND SHOULDERS



5 Play the game. Listen and do.



6 Draw and say.






Module 5



Unit 1 They're cows.

1

Listen, point and say.



2



Listen, point and find "They're..."





Module 5



Unit 1



Module 5

Unit 1

3 Listen and say.



4 Practise.



cows

pigs

chickens

cats

dogs

birds

ducks

Woof, woof!
What are they?

They're
dogs.



Moo, moo!
What are they?

They're
cows.






Unit 2 It's thin.

1 Listen and chant.




Look at the black cat.
It's very fat.
Look at the pink pig.
It's very big.



2 Listen and say.


Look at the father pig. It's fat.
And that is the mother.
It's thin.


Look!
Six baby pigs.
Five are little. And
one is big.



Two are black and four
are pink.



3 Draw and say.



These are his ears.
They're big.



4 Listen and say. Then sing.



OLD MACDONALD



Old MacDonald has a farm. E-I-E-I-O. And

on that farm, he has some cows. E-I-E-I-O. With a


moo moo moo. Old MacDonald has a farm. E-I-E-I-O. And

on that farm, he has some chickens, with a chick chick chick.



And on that farm, he has some pigs, with an

oink oink oink. And on that farm, he has some dogs,


with a woof woof woof.



5 Play the game. Think and guess.




6 Draw and say.



Module 6

Unit 1 These snakes are short.

1 Listen, point and say. 



2 Listen, point and find "long, short, tall, big".





Module 6

Unit 1

Look at the snakes.
Are they long?

Yes, they are.
And these snakes
are short.




Look at the giraffes.
Are they tall?

Yes, they are.
And I'm short.



And look at the
elephants.

They're
very big.



What are
they?

They're
tigers.



3 Listen and say.




These snakes are long.



And these snakes are short.

The giraffes are tall.

And I am short.



4 Practise.



These are tigers. They're big.





Unit 2 They're little and cute.

1 Listen, point and say.



2 Listen and say.



5 Play the game. Guess the animals.



Are they tall?

Yes, they are.

Are they fat?

No, they aren't.

Are they giraffes?

Yes, they are.



6 Do and say.



Bring your toys to class and talk about them.



Module 7




Unit 1 There is a cat in the tree.

1 Listen and chant.

How many animals
can you see?
There is an elephant
under the tree.


How many animals can you see?
There are two tigers in the tree.



2 Listen, point and find "There is..."

Look, Sam.
There is a cat in the
tree. It's a cute cat.


Let's help the
cat, Daming.





Module 7


Unit 1



Module 7

Unit 1

3 Listen and say.



4 Practise.





Unit 2 There are three brown monkeys.

1 Listen and chant.



There are some horses,
one, two, three.

There are some snakes,
one, two, three.

There are some tigers,
one, two, three.

There are some birds,
one, two, three.



2 Listen and say.



Module 7

Unit 2

3 Look and say.



There are two elephants at the zoo.




4 Listen and say. Then sing.



AT THE ZOO

At the zoo, there are many animals to see. For
Mum, for Dad, for you and me. There are
lions and tigers. There are elephants, too.
Big ones, small ones at the zoo. There are
snakes and giraffes. There are monkeys, too.
Long ones, short ones at the zoo.

5 Play the game. Find the differences.



There are five white horses.



There are six brown horses.

6 Do and say.



In our zoo, there are two white horses. They are tall.

And there are five monkeys. They are thin.



...



Module 8



Unit 1 There's a pair of shorts under that duck.

1 Listen, point and say.



2 Listen, point and find "There's..."





Module 8

Unit 1



Module 8

Unit 1

3 Listen and say.




There's a pair of shorts under that duck.



There's a pair of shoes over there.

4 Practise.



There's a pair of green shorts.



They're his shorts.



Unit 2 There are two footballs under my desk.

1 Listen, point and say.



2 Listen and say.



Module 8

Unit 2

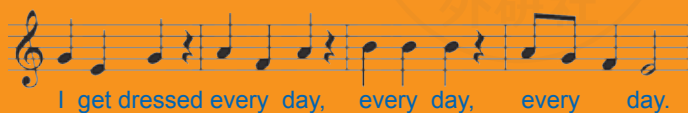
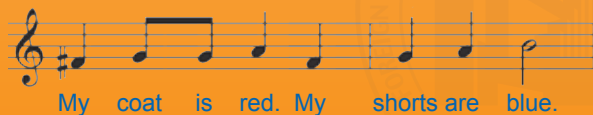
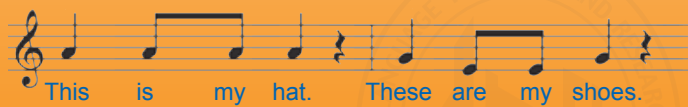
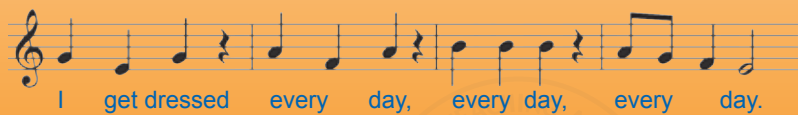

3 Look, point and say. 



4 Listen and say. Then sing. 



I GET DRESSED EVERY DAY



5 Play the game. Say and do.

shoes

shorts


shirt

hat

socks




Put on the hat.



6 Do and say.



Look, there's a white cat on the chair. There are two black cats under the chair...





Unit 1 I like football.



1 Listen and chant.



Lions are big,
cats are small.
Monkeys are short,
elephants are tall.
Pandas are fat.
I like them all.



2 Listen, point and find "like".





Module 9

Unit 1

3 Listen and say.



4 Practise.


I like basketball.





Unit 2 What's your favourite sport?

1 Listen, point and say.



2 Listen and say.









Module 9

Unit 2

3 Listen and tick (✓). 



1	2	3
 <input type="checkbox"/>	 <input type="checkbox"/>	 <input type="checkbox"/>
 <input type="checkbox"/>	 <input type="checkbox"/>	 <input type="checkbox"/>

4 Listen and say. Then sing. 




WE LIKE SWIMMING


 We like swimming, and football, too. We like basketball.


 What about you? I like ping-pong and I like the zoo. And


 what I really like is to play with you.







5 Play the game. Follow and say.



6 Ask and answer. Then draw and say.



What's your favourite colour/sport/animal?



Six pupils like red. Three like black.

Ten pupils like football. Five like basketball.

Seven pupils like lions. Four like dogs.







Module 10



Unit 1 Let's play football!

1 Listen, point and say.



2 Listen, point and find "Let's..."






Module 10

Unit 1

3 Listen and say.



4 Practise.




basketball



football



swimming



ping-pong





Unit 2 Let's sing!

1 Listen, point and say. 




2 Listen and say. 





5 Play the game. Do and say.



6 Think, say and do.







Review Module



Unit 1

1 Listen and match. 



2 Now point and say. 



he

she



She's a...




He's a...





3 Look and say.

How many...?



4 Mime and guess. Then ask and answer.



Review Module




Unit 2

1

Listen and point. Then point and say.



He's thin.



2

Look and say.



A: Let's sing!

B: OK.

A: Let's dance!

B: No. I'm tired.



Words and Expressions in Each Module

Module 1

he (he's = he is) 他 (他是)
doctor 医生
she (she's = she is) 她 (她是)
me (宾格) 我
nurse 护士
driver 司机
policeman 警察
pupil 学生, 小学生

Module 2

where (where's = where is)
哪里 (在哪里)
in 在……里
on 在……上
hat 帽子
under 在……下
toy 玩具
bed 床
look at 看
bear 熊

Module 3

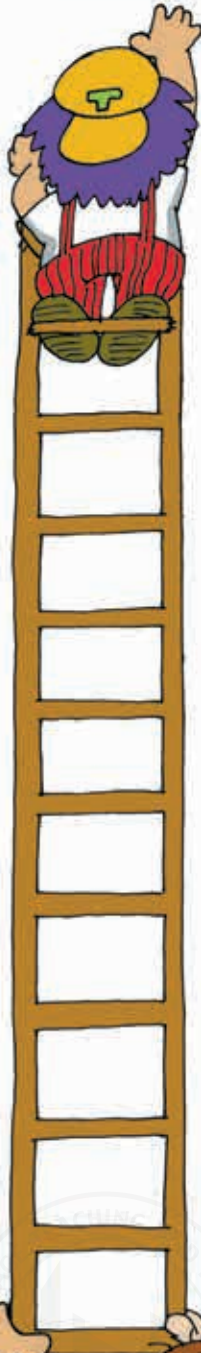
eleven 十一
twelve 十二
don't = do not 不
know 知道
other 其他的
fish 鱼
tree 树
let's 让我们

Module 4

head 头
touch 触摸
nose 鼻子
face 脸
ear 耳朵
mouth 嘴
eye 眼睛
body 身体
these 这些
leg 腿
hand 手
feet (foot的复数形式) 脚; 足
baby 婴儿

Module 5

they 他 (她/它) 们
they're = they are 他 (她/它) 们是
cow 奶牛
pig 猪
farm 农场
duck 鸭子
chicken 鸡
egg 鸡蛋, 蛋
thin 瘦的
very 很, 非常
fat 胖的
big 大的
little 小的



Module 6

snake 蛇
short 矮的, 短的
small 小的
elephant 大象
go 去
zoo 动物园
long 长的
giraffe 长颈鹿
tall 高的
tiger 老虎
cute 可爱的, 乖巧的
strong 强壮的
horse 马
aren't = are not 不, 不是

Module 7

there is 有, 存在
animal 动物
can 可以, 能
see 看见
there are 有, 存在
help 帮助
over there 在那边
table 桌子
we 我们
*miaow (猫) 喵喵叫
some 一些
at 在

Module 8

a pair of 一双……, 一对……
shorts (常复) 短裤
shirt 衬衫
shoe 鞋子

swim 游泳
OK 行, 好
sock 短袜
put on 穿上, 戴上
clothes (常复) 衣服
here 这里
football 足球 (运动)
basketball 篮球 (运动)
*ping-pong 乒乓球 (运动)

Module 9

like 喜欢
lion 狮子
them (宾格) 他(她/它)们
all 全部, 所有
play 参加(体育运动或比赛); 玩耍
with 用……
together 一起
favourite 最喜欢的; 最喜爱的
sport 运动
guess 猜
*meatball 肉丸子
What about...? ……怎么样?
swimming 游泳(运动)

Module 10

idea 主意, 想法
hot 热的
go swimming 去游泳
sing 唱, 唱歌
dance 跳舞
tired 累的, 疲惫的
(注: 黑体词为义务教育英语课程标准二级词汇, 标有*的词为五级词汇表外的词汇)

Word List

Aa

a pair of 一双……, 一对……

all 全部, 所有

animal 动物

aren't = are not 不, 不是

at 在

Bb

baby 婴儿

basketball 篮球(运动)

bear 熊

bed 床

big 大的

body 身体

Cc

can 可以, 能

chicken 鸡

clothes (常复) 衣服

cow 奶牛

cute 可爱的, 乖巧的

Dd

dance 跳舞

doctor 医生

don't = do not 不

driver 司机

duck 鸭子

Ee

ear 耳朵

egg 鸡蛋, 蛋

elephant 大象

eleven 十一

eye 眼睛

Ff

face 脸

farm 农场

fat 胖的

favourite 最喜欢的; 最喜爱的

feet (foot的复数形式) 脚; 足

fish 鱼

football 足球(运动)

Gg

giraffe 长颈鹿

go 去

guess 猜

Hh

hand 手



hat 帽子

he (he's = he is) 他 (他是)

head 头

help 帮助

here 这里

horse 马

hot 热的

Ii

idea 主意, 想法

in 在……里

Kk

know 知道

Ll

leg 腿

let's 让我们

like 喜欢

lion 狮子

little 小的

long 长的

look at 看

Mm

me (宾格) 我

*meatball 肉丸子

*miaow (猫) 喵喵叫

mouth 嘴

Nn

nose 鼻子

nurse 护士

Oo

OK 行, 好

on 在……上

other 其他的

over there 在那边

Pp

pig 猪

*ping-pong 乒乓球 (运动)

play 参加 (体育运动或比赛); 玩耍

policeman 警察

pupil 学生, 小学生

put on 穿上, 戴上

Ss

see 看见

she (she's = she is) 她 (她是)

shirt 衬衫

shoe 鞋子

short 矮的, 短的

shorts (常复) 短裤

sing 唱, 唱歌

small 小的

snake 蛇

sock 短袜



some 一些
sport 运动
strong 强壮的
swim 游泳
swimming 游泳 (运动)
go swimming 去游泳

Tt

table 桌子
tall 高的
them (宾格) 他(她/它)们
there are 有, 存在
there is 有, 存在
these 这些
they 他(她/它)们
they're = they are 他(她/它)们是
thin 瘦的
tiger 老虎
tired 累的, 疲惫的
together 一起
touch 触摸

toy 玩具
tree 树
twelve 十二

Uu

under 在……下

Vv

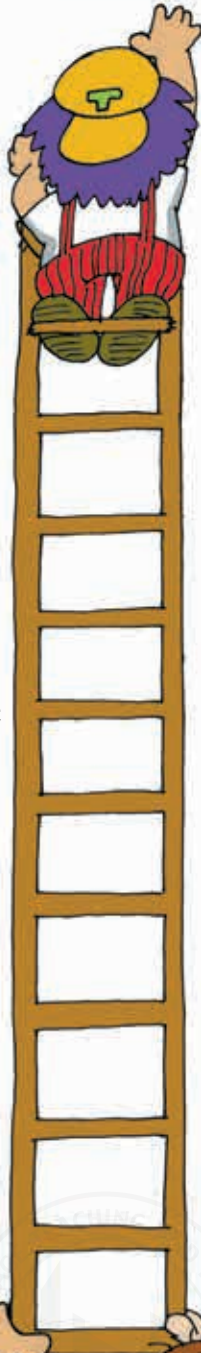
very 很, 非常

Ww

we 我们
What about...? ……怎么样?
where (where's = where is)
哪里 (在哪里)
with 用……

Zz

zoo 动物园



Words and Expressions in Songs and Chants

bus 公共汽车

clown 小丑

coat 外套

dad 爸爸

day 天

dress 连衣裙

every 每个, 每一

finger 手指

get dressed 穿上衣服

has (第三人称单数形式) 有

knee 膝盖

mum 妈妈

old 老的, 年老的

one 代词, 用于表示之前提到的
某种事物

really 很, 非常

shoulder 肩膀

skirt 短裙

song 歌曲

toe 脚趾

trousers (常复) 裤子

with 具有, 带有





Names

Anna 安娜

Chris 克里斯; 克丽丝

Jack 杰克

MacDonald 麦克唐纳





Reading for Pleasure



The Three Bears

●
These are the three bears.
This is Father Bear.
He's fat.
This is Mother Bear.
She's big.
And this is Baby Bear.
He's little. And he's cute.



● ●
This is a little girl.
Her name is Goldilocks.
She is in the bears' house.



● ● ●
She doesn't like Father Bear's
noodles. She doesn't like
Mother Bear's noodles.
She likes Baby Bear's
noodles. Mm.



Reading for Pleasure



● "Do you like Father Bear's bed, Goldilocks?" "No, I don't." "Do you like Mother Bear's bed?" "No, I don't." "And do you like Baby Bear's bed?" "Yes, I do."



Now the three bears are in the house.

"Look! My noodles!"

"Look! My bed! "



- Goldilocks is scared.
- ● Goodbye, Goldilocks!



Word List

Goldilocks 金发人 (尤指姑娘)

doesn't = does not 不

noodles (常复) 面条

mm 嗯

scared 惊恐的, 害怕的

Project



Things We Like


1 Draw a picture of all the things you like. 

sports

toys

animals

colours



Project

2 Talk about your project with a friend. 



3 Present your project to the class. 



This is my picture.
This is a ball.
It's blue. I like blue.
Blue is my favourite colour.

图例对照说明



answer



ask



chant



do/mime/
practise



draw/tick



find



follow



guess



listen



look



match



number



play



point



say



sing



think



后记

既名为“后记”，一般应该是本教材使用完毕后才看到的吧。

那么，同学们，你们喜欢这套教材吗？大明、玲玲以及他们的小伙伴们是否让你们喜爱上了英语，并且帮助你们掌握了一定的英语运用能力呢？如果是这样，那就太好啦！希望你们在以后的英语学习中继续大胆地开口说英语——课上说、课下说；继续积极地参与各项语言活动。一句话，你们要尽量主动使用英语来表达意思和做事情，这样才能把英语学好。

可敬的老师们，感谢你们的辛勤劳动，以及你们为国家英语课程改革付出的努力和做出的贡献。在修订本套教材的过程中，我们也充分考虑了英语课程改革以及一线教学的需求。修订后的教材更加突出了英语课程工具性和人文性的统一，优化了各册的结构设计和内容安排，以使教学脉络更加清晰、梯度更加合理。

为了在最大程度上保证教材与课程标准的契合，便于一线教学使用，所有参与本套教材编写的人员均付出了艰辛的努力。在此我想特别感谢我的编写团队，没有他们的努力与付出，就没有本教材的问世。

本册教材的主要编写人员如下（中方编写人员按姓氏笔画排序）：

Naomi Simmons（英） Carlos Barcenas（英）

于业宏 王馨悦 孙泓 张琦 樊波

你们的

二〇一二年春日





New Standard English



绿色印刷产品

