



义务教育教科书

ENGLISH 英语

二年
级

(一年级起点)

下册



清华大学出版社





义务教育教科书

ENGLISH
英语

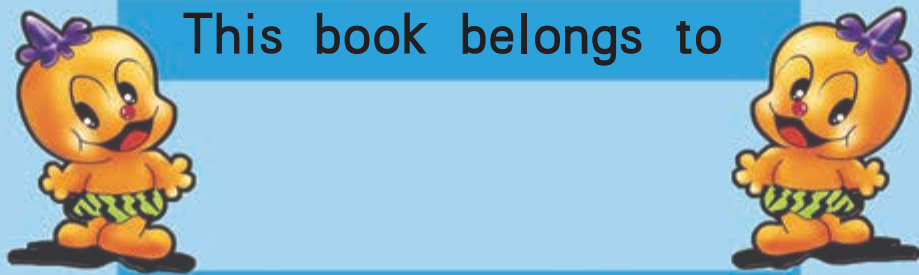
(一年级起点)

二年
级

下册

主 编：范文芳

副主编：宗 燕 Faridah Pawan



清华大学出版社
北 京

本书封面贴有清华大学出版社防伪标签，无标签者不得销售。

版权所有，侵权必究。侵权举报电话：010-62782989 13701121933

图书在版编目(CIP)数据

英语. 二年级. 下册 / 范文芳主编. — 北京: 清华大学出版社, 2014
一年级起点

ISBN 978-7-302-34772-9

I. ①英… II. ①范… III. ①英语课—小学—教材 IV. ①G624.311

中国版本图书馆CIP数据核字(2013)第298487号

责任编辑: 宗 燕

责任校对: 李 梅

责任印制: 宋 林

出版发行: 清华大学出版社

网 址: <http://www.tup.com.cn>, <http://www.wqbook.com>

地 址: 北京清华大学学研大厦A座 邮 编: 100084

社 总 机: 010-62770175 邮 购: 010-62786544

投稿与读者服务: 010-62776969, c-service@tup.tsinghua.edu.cn

质 量 反 馈: 010-62772015, zhiliang@tup.tsinghua.edu.cn

课 件 下 载: <http://www.wqbook.com/qhysl/>

印 装 者: 清华大学印刷厂

经 销: 全国新华书店

开 本: 185mm×260mm

印 张: 5

版 次: 2014年1月第1版

印 次: 2014年1月第1次印刷

定 价: 5.30元

产品编号: 040301-01

前 言

——致同学

同学们，欢迎你们使用由清华大学“大、中、小学一条龙英语教学”研究与实践项目组编写的《英语》课本！

我们为什么要学习英语呢？

你们肯定知道，这是因为英语很重要。英语像汉语一样，能够描述丰富多彩的世界，表达各种各样的思想。通过英语，我们可以更多地了解奇妙的世界，了解世界上更多的人，同时也可以把中国介绍给世界上更多的人，让世界上更多的人了解我们的祖国，了解我们自己。

在21世纪全球化的国际舞台上，英语已经成为国际交流中的一种重要工具，因此，我们都要学好英语。但是，学好一门语言却不是一朝一夕的事情，而是需要多年的努力。你们年纪小，模仿力强，记忆力好，正是学习英语的最佳时期。希望你们努力学好英语，为长大成材打下基础。

我们要学习英语还有另外一个原因，那就是英语非常有趣！英语可以像积木、玩具汽车、布娃娃、拼图、动画片一样，给我们带来无穷的乐趣！

翻开清华大学“大、中、小学一条龙英语教学”研究与实践项目组为你们编写的这套《英语》课本，你们肯定会被那令人赏心悦目的图画所吸引；听听课文录音，你们也一定会喜欢那纯正的英语和优美的歌曲。



这套教材以你们感兴趣的话题为中心，选取的是与你们日常生活息息相关的内容。教材中安排了你们喜欢的动物、食物以及你们喜欢的活动如游泳、踢足球等，还有许多生动有趣的故事，相信你们会喜欢这套教材。在老师的指导下，在听、说、唱、动、读、写中学会用英语说自己想说的话，写出自己的心声。

英语很重要！英语很有趣！让我们共同努力，把英语学好！

作者

于清华园

2012年1月



CONTENTS

UNIT 1
SHAPES.....1

UNIT 2
FEELINGS.....17

UNIT 3
JOBS.....33

UNIT 4
SEASONS.....49

FUN READING
**GOLDILOCKS
IN THE BEARS' HOUSE**.....65

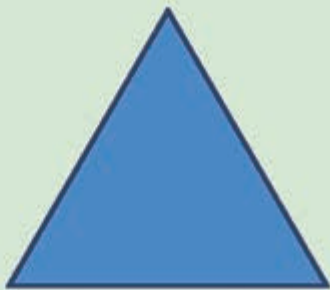
VOCABULARY.....73



**Look at that kite!
It's in the shape
of a dragon.**

That's wonderful!

UNIT 1



SHAPES

LESSON 1

1. Listen, look and say.



circle




watch



ball

2. Work in pairs.

What shape is this?



It's a circle. The watch is in the shape of a circle.

3. Let's play!



Stand in a circle, please.
Let's pass the ball.

4. Trace the circles in the pictures.



5. Let's sing!



Stand in a circle.
Stand in a circle.
In a circle. In a circle.
Let us pass the ball.
Let us pass the ball.
Pass the ball! Pass the ball!

1. Listen, look and say.




square



clock

2. Work in pairs.

What shape is this?



It's a square. The clock is in the shape of a square.

3. Guessing game.



Is it a ball?



Is it a clock?

What's in my hand?



No. It's a watch.

4. Trace the squares in the pictures.



5. Listen and draw.

1



clock

2



watch

3

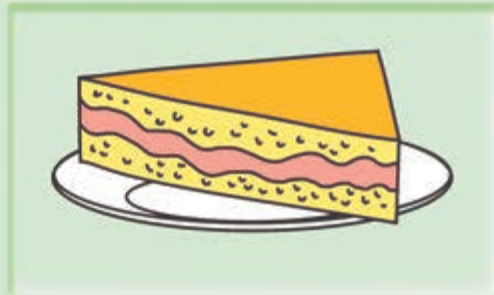


ball

1. Listen, look and say.




triangle



cake

2. Work in pairs.

What shape is this?



It's a triangle. The cake is in the shape of a triangle.

3. Listen and number.



cake



ball

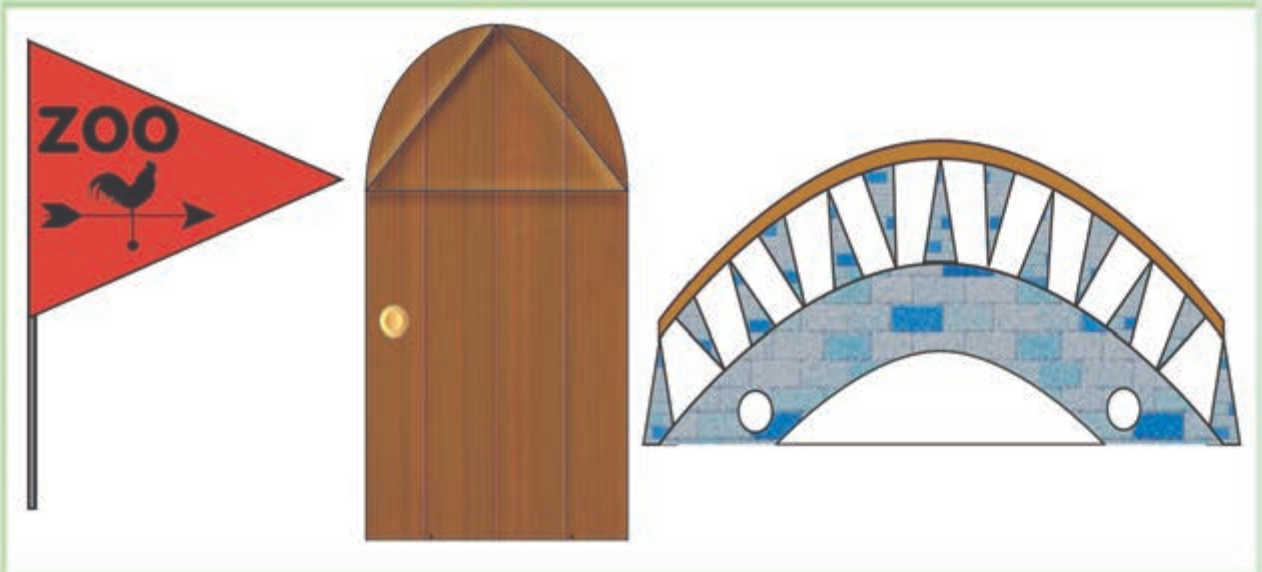


watch



clock

4. Trace the triangles in the pictures.




5. Let's sing!



**What shape is this?
What shape is this?
It's a triangle.
It's a triangle.
The cake is a triangle.
The cake is a triangle.
Triangle! Triangle!**

1. Listen, look and say.




oval



egg

2. Work in pairs.

What shape is this?



It's an oval. The egg is in the shape of an oval.

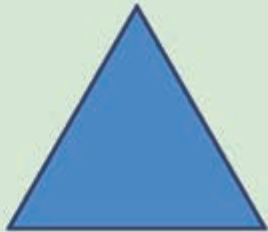
3. Listen, look and match.

circle

oval

square

triangle



4. Listen, draw and color.

1



2



3



5. Let's sing!



What shape is this?

What shape is this?

It's an oval.

It's an oval.

The egg is an oval.

The egg is an oval.

Oval! Oval!

1. Listen, look and say.



rectangle



house



window

2. Work in pairs.

How many windows do you see in the house?

I see two windows in the house.



What shapes are the windows?

The windows are in the shape of a rectangle.

3. Listen, look and color.

Color the ovals pink.



Color the circles green.




Color the squares red.



Color the triangles yellow.



Color the rectangles blue.



4. Let's sing!



**Look at the house! Look at the house!
A very nice house. A very nice house.
The window is a rectangle.
The window is a rectangle.
Rectangle! Rectangle!**

1. Listen, look and say.




star



stars

2. Work in pairs.



What do you see in the sky?

I see many stars in the sky.

3. Listen and number.



sky



cloud



sun



stars

4. Finish the sentences with number words.



I see _____ red rectangle in the picture.

I see _____ yellow stars in the picture.

5. Let's sing!



**Look at the sky. Look at the sky.
The starry sky. The starry sky.
There are many stars.
There are many stars.
In the sky! In the sky!**

1. Listen, look and say.



circle



oval



square



triangle



rectangle



star



cake



ball



watch



clock

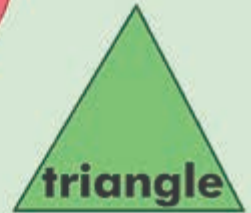



house



window

2. Listen, look and match.



3. Ask and answer.

What shape do you see in the picture?

I see circles in the picture.





Why are you crying?

I can't find my mother.



UNIT 2



FEELINGS

UNIT 2

LESSON 8

1. Listen, look and say.



happy



sad



The duck is sad.

2. Work in pairs.

Why are you so sad, Little Duck?




I have no friends.

3. Ask and answer.



Why are you so happy?

I have a new dress.



Why are you so sad?

I have no friends.



4. Let's sing!



The duck is sad.
The duck is sad.
Why are you so sad, Little Duck?
I have no friends to play with.
I have no friends to play with.

UNIT 2

LESSON 9

1. Listen, look and say.



fox



bone



lion



angry



The fox is happy.



The lion is angry.

2. Work in pairs.



Why are you so angry, Lion?



The fox took away my bone.



3. Listen and number.



duck



dog



lion



fox

4. Talk about it.



Why are you so angry, Tiger?

The dog took away my bone.



5. Let's sing!



**The fox is happy.
The lion is angry.
Why are you angry, Mr Lion?
The fox took away my bone.
The fox took away my bone.**

UNIT 2

LESSON 10

1. Listen, look and say.



pig




wolf



afraid

The three little pigs are afraid.



2. Work in pairs.

Why are you so afraid, Little Pigs?

A big bad wolf is coming.

Stop!

3. Listen and number.



tiger



fox



lion



wolf

4. Ask and answer.



Why are you so afraid, Rabbit?

A wolf is coming.



5. Let's sing!



The three little pigs are very afraid.
Why are you so afraid, Little Pigs?
A big bad wolf is coming to us.
A big bad wolf is coming to us.
Stop!

UNIT 2

LESSON 11


1. Listen, look and say.



horse



cow



tired



sleep

2. Work in pairs.

The horse is tired.



I'm so tired.
I want to sleep.


The cow is tired, too.



I'm so tired.
I want to sleep, too.



3. Listen, look and match.



4. Let's sing!




The horse is tired, very tired.
It's so tired it wants to sleep.
The cow is very tired, too.
It's so tired it wants to sleep.

UNIT 2

LESSON 12

1. Listen, look and say.



thirsty



river

2. Work in pairs.



The horse is thirsty.

**I drink water
from the river.**




The cow is thirsty, too.



**I drink water from
the river, too.**



3. Listen and check.



4. Listen and look. Work out the riddle. Check the right picture.

**I'm big, fat and slow.
I like to eat grass.
I give you milk and meat.
You can ride me.
What am I?**



5. Let's sing!



**The horse is thirsty, very thirsty.
It drinks water from the river.
The cow is very thirsty, too.
It drinks water from the river.**

UNIT 2

LESSON 13

1. Listen, look and say.



hungry



hamburger



sandwich

2. Work in pairs.

What do you want to do, Joy?



I am hungry. I want to eat a hamburger.



What do you want to do, Dan?



I am hungry, too. I want to eat a sandwich.



3. Listen and number.



sandwich



bread




hamburger



rice

4. Listen, look and match.



5. Let's sing!



**The little boy is very hungry.
He will eat a hamburger.
The little girl is hungry, too.
She will eat a sandwich.**

UNIT 2

LESSON 14

1. Listen, look and say.



hamburger



sandwich



pig



fox



cow



horse



lion



wolf



bone



happy



sad



angry



afraid



tired







thirsty



hungry

2. Listen and check.



3. Listen, look and match.





What's the matter?

**I have a
stomachache.**

UNIT 3



JOBS

LESSON 15

1. Listen, look and say.



nurse



firefighter

2. Work in pairs.

This is my mother.



Oh, she is a nurse.



This is my father.



Oh, he is a firefighter.



3. Listen, look and match.



4. Let's sing!



This is my mother.
She is a nurse.
Hi-ho, the derry-o!
She is a nurse.



LESSON 16

1. Listen, look and say.



grandma



doctor

2. Work in pairs.

Who is this?



She is my grandma.



**What does your
grandma do?**



She is a doctor.



3. Let's play!

What does your grandma do?



My grandma is a doctor.



My grandma is a teacher.



My grandma is a nurse.



4. Let's sing!



Who is this?
She is my grandma.
Hi-ho, the derry-o!
She is my grandma.
What does she do?
She is a doctor.
Hi-ho, the derry-o!
She is a doctor.

LESSON 17

1. Listen, look and say.



grandpa



cook

2. Work in pairs.



Who is this?



He is my grandpa.



What does your grandpa do?



He is a cook.

3. Listen and number.



nurse



cook




doctor



firefighter

4. Talk about it. The first one is done for you.



**This is my grandpa.
He is a teacher.
He is happy.**



5. Let's sing!



**Who is this?
He is my grandpa.
Hi-ho, the derry-o!
He is my grandpa.**

**What does he do?
He is a cook.
Hi-ho, the derry-o!
He is a cook.**

LESSON 18

1. Listen, look and say.



aunt



singer

2. Work in pairs.



This is my aunt.



Oh, she is so beautiful.




What does your aunt do?



She is a singer.

3. Listen, look and match.



4. Let's sing!



**That is my aunt.
She is beautiful.
Hi-ho, the derry-o!
She is beautiful.**

**What does she do?
She is a singer.
Hi-ho, the derry-o!
She is a singer.**

LESSON 19

1. Listen, look and say.




uncle




taxi driver

2. Work in pairs.


This is my uncle.





Oh, he is so handsome.



What does your uncle do?



He is a taxi driver.




3. Listen, look and match.



cook



doctor



firefighter



nurse



taxi driver



singer



teacher



pupil

4. Let's sing!



That is my uncle.
He is handsome.
Hi-ho, the derry-o!
He is handsome.

What does he do?
He is a taxi driver.
Hi-ho, the derry-o!
He is a taxi driver.

LESSON 20

1. Listen, look and say.



police officer



pilot

2. Work in pairs.

What do you want to do in the future?



I want to be a police officer.



What do you want to do in the future?



I want to be a pilot.



3. Listen, look and match.



Joy



Betty



Dan



4. Let's sing!



Who is this?

He is Dan.

Hi-ho, the derry-o!

He is Dan.

What does he do?

He is a police officer.

Hi-ho, the derry-o!

He is a police officer.

UNIT 3

LESSON 21

1. Listen, look and say.



nurse



doctor



firefighter



cook



singer



taxi driver



teacher



pilot



police officer

2. Talk about it.



This is my mother.



Oh, she is a nurse.

3. Survey: Choose 4 of your friends. Write their names in the boxes. Ask them: What do you want to do in the future? Check the right box. The first one is done for you.


job	Name 1	Name 2	Name 3	Name 4	Name 5
	Li Ming				
					
					
					
	✓				



Have fun!

**Thank you.
Goodbye!**

UNIT 4



SEASONS

UNIT 4

LESSON 22

1. Listen, look and say.



spring



rainy

2. Talk about it.




**It's spring.
It's warm and rainy.**



**Trees and grass are green.
Flowers open and birds sing.**

3. Listen and look. Draw 😊 or ☹️ in each circle.



4. Let's sing!



Spring — it's spring.
It's warm and rainy.
Trees and grass are green.
Birds sing and flowers open.

UNIT 4

LESSON 23

1. Listen, look and say.



summer



sunny



beach

2. Talk about it.



It's summer.
It's hot and sunny.

We go to the beach.



We swim in the sea.
We play in the sand.

3. Listen and look. Draw 😊 or ☹️ in each circle.



4. Let's sing!



Summer — it's summer.
It's hot and sunny.
Let's go play in the sand.
Let's go swimming in the sea.

UNIT 4

LESSON 24

1. Listen, look and say.



autumn



cool



leaf



leaves

2. Talk about it.





**It's autumn.
It's cool and windy.**

**Leaves are red and yellow.
They fall from trees.**



3. Listen, look and say.



4. Listen and number.



5. Let's sing!



**Autumn — it's autumn.
It's cool and windy.
Leaves fall from trees.
Let us go jump in the leaves.**

UNIT 4

LESSON 25

1. Listen, look and say.



winter



snowy



child



children

2. Talk about it.

It's winter.
It's cold and snowy.

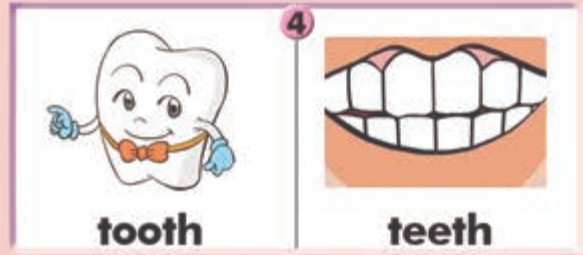


There is a lot of snow.



Children make snowmen in the snow.

3. Listen, look and say.



4. Listen and number.



5. Let's sing!



Winter — it's winter.
It's cold and snowy.
There's a lot of snow.
Children play in the snow.

UNIT 4

LESSON 26

1. Work in pairs.



My favorite season is spring.



Why do you love spring?



I can plant trees in spring.



My favorite season is summer.



Why do you love summer?



I can go to the beach in summer.

2. Listen, look and match.



Dan



Joy



3. Let's sing!



**Spring is a season,
To plant trees, to plant trees.
Summer is a season,
To go to the beach.**

UNIT 4

LESSON 27

1. Work in pairs.



My favorite season is autumn.



Why do you love autumn?



I can pick apples in autumn.



My favorite season is winter.



Why do you love winter?



I can go skating in winter.

2. Listen and number.



windy



snowy



rainy



sunny

3. Look and say: What's wrong with the picture?



4. Let's sing!



Autumn is a season,
To pick apples, to pick apples.
Winter is a season,
To skate on the ice.

UNIT 4

LESSON 28

1. Listen, look and say.



spring



summer



autumn



winter



warm



hot



cool



cold



rainy



sunny



windy



snowy



leaf



leaves



skate



beach

2. Ask and answer.



What's your favorite season?



My favorite season is spring.



What do you do in spring?



I fly kites in spring.



3. Talk about the seasons.

(1) spring, warm, rainy (2) summer, hot, sunny



It's spring.

It's warm and rainy.




woods

table

chair

porch

FUN READING



GOLDILOCKS IN THE BEARS' HOUSE

The bear family lives in the wood house.
Now breakfast is ready.



Our soup is too hot.

Let's go take a walk
in the woods.



It's a nice morning.

Beautiful!

Father Bear, Mother Bear and Baby Bear
are taking a walk in the woods.

I'm Goldilocks.



This is Goldilocks. She's playing in the woods.

Wow! This wood house is great! I'll go in and take a look.



Goldilocks sees the wood house.

Oh, soup! I'm so hungry!
I'll have some.



Goldilocks is in the kitchen.
She sees three bowls of soup.



This soup
is too hot!



This soup
is too cold!



Mmmmm, this soup is just right!

**Oh, chairs! I'm so tired.
I'll take a rest.**



**Goldilocks is in the living room.
She sees three chairs.**



**This chair is
too hard!**



**This chair is
too soft!**



Ah, this chair is just right!

Oh, the porch is so pretty.
But there are some leaves on the floor.



Goldilocks is on the porch.

I'm cleaning the floor.



I'm watering the flowers.

**Oh, beds! I'm so sleepy.
I'll take a nap.**



Goldilocks is in the bedroom. She sees three beds.



**This bed is
too hard!**



**This bed is
too soft!**



This bed is just right!

Someone touched
our soup!



Our porch is clean!



Look,
a little girl
is sleeping
in my bed!

Father Bear, Mother Bear and Baby Bear come home.



Who are you?

I'm Goldilocks.
I'm sorry.

Welcome to our house!

VOCABULARY

A

afraid 害怕的	(20)
angry 生气的, 愤怒的	(20)
aunt 姑妈, 姨妈	(40)
autumn 秋天	(54)
away (离)开, 远离	(20)

B

bad 坏的	(22)
ball 球	(2)
beach 海滩	(52)
bone 骨头	(20)

C

come (coming) 来	(22)
child (children) 孩子	(56)
circle 圈, 圆形	(2)
clock 时钟	(4)
cook 厨师	(38)
cool 凉爽的, 极好的	(54)
cow 母牛, 奶牛	(24)

D

doctor 医生	(36)
drink 饮, 喝	(26)
driver 司机	(42)

F

fall 落下, 跌倒	(54)
firefighter 消防队员	(34)
friend 朋友	(18)
from 从, 自	(26)
*future 将来, 未来	(44)
*in the future 将来	(44)

G

grandma 奶奶, 姥姥	(36)
grandpa 爷爷, 姥爷	(38)

H

hamburger 汉堡包	(28)
*handsome 英俊的	(42)
he 他	(34)
horse 马	(24)
house 房子	(10)
hungry 饿的, 饥饿的	(28)

L

leaf (leaves) 叶, 叶子	(54)
lion 狮子	(20)
lot 多, 许多	(56)
a lot of 许多	(56)
love 爱	(58)

M
many 许多 (12)

N
nurse 护士 (34)

O
***officer** 警察, 军官 (44)
oval 椭圆形; 椭圆形的 (8)

P
pick 摘, 采摘 (60)

picture 照片, 图片, 画儿 (13)

pilot 飞行员 (44)

plant 植物; 种植 (58)

police 警务人员, 警方 (44)

police officer 警察 (44)

R
***rectangle** 长方形 (10)

river 河, 河流 (26)

S
sad 悲伤的 (18)

sand 沙子 (52)

sandwich 三明治 (28)

sea 大海 (52)

season 季节 (68)

shape 形状 (2)

she 她 (34)

singer 歌手, 歌唱家 (40)

skate (skating) 滑冰, 溜冰 (60)

sleep 睡觉 (24)

spring 春天 (50)

square 正方形; 正方形的 (4)

star 星 (12)

stop 停止, 阻止 (22)

summer 夏天 (52)

sunny 阳光灿烂的 (52)

T
take (took) 拿, 带 (20)

thirsty 渴的 (26)

tired 累的, 疲劳的 (24)

triangle 三角形 (6)

U
uncle 叔叔, 舅父 (42)

W
warm 温暖的 (50)

watch 手表 (2)

why 为什么 (18)

window 窗, 窗口 (10)

winter 冬天 (56)

注释: 带 * 的单词不要求掌握,
只需要在上下文中理解。

后 记

清华版小学《英语》（一年级起点）教材是由清华大学大、中、小学“一条龙英语”项目组编写的。

清华大学大、中、小学“一条龙英语”教学研究与实践项目开始于1998年，至今已历时十多个年头。在这个项目的研究进程中，先后受到国家社会科学基金项目、教育部高教司英语教学改革项目和清华大学985项目等多个项目的支持。经过十多年的教学与研究，这个项目取得了许多重要成果，赢得了有关专家、教师、家长和学生们的广泛好评，在全国基础英语教育界享有很高的声誉。中央电视台、北京电视台、清华大学电视台、《北京日报》、*China Daily*、《外语教学与研究》《中小学外语教学》《人民教育》等多种媒体先后报道、刊登该项实验的有关成果，在社会上引起了较大反响。清华大学于2006年授予这个项目“清华大学教学成果奖”一等奖。清华版小学《英语》（一年级起点）教材是该项目的重要研究成果之一。

本套教材力求体现世界先进的教育思想、新的语言观和外语学习观，突出语言的交际功能及其人文性特点，以发展语言实践能力为主线，以培养学生用英语进行交际的能力为最终目标，同时注重培养学生的学习兴趣，提高学生的综合人文素养，从根本上体现了教育部制定的义务教育《英语课程标准》的基本教育理念和教育思想。过去十多年的英语教学实验证明，完成本教材学习的学生，能够对英语学习产生强烈的兴趣，习得良好的英语语感，具备较高的听、说能力和初步的读、写能力，进入中学后在英语学科上具有明显的优势。

本套教材的研究与实践，是在清华大学“一条龙英语”项目领导小组的领导下，在专家顾问委员会的指导下，在小学英语教材编写委员会全体成员的共同努力下完成的。参加本次义务教育教科书编写的人员，除主编和副主编外，还有清华附小的马艳红、范敏、王洁、陈新蕾、张美新、芦荣、俞琨、王奇志、黄耀华、蔡建敏、赵若冰、任丹，和北大附小的范冰、朱晓媛、李瑜、刘桂红。另外，国内外许多教育教学专家、学科专家、教研人员、一线教师，以及家长和学生，都对本套教材的编写与实践提出了许多宝贵的建议。特此一并致谢。

清华大学大、中、小学“一条龙英语”项目组

2013年12月

于清华园

ENGLISH



ISBN 978-7-302-34772-9



定价: 5.30 元