



义务教育教科书

英语

ENGLISH

(三年级起点)

五年级下册

英语
(三年级起点) 五年级下册

四川教育出版社



绿色印刷产品

价格依据文件号：川发改价格[2019]280号 举报电话：12315
国家免费教材



定价：5.25元

四川教育出版社

义务教育教科书

英语

ENGLISH

(三年级起点)

五年级下册

四川教育出版社
· 成都 ·



主 编 杨晓钰
副 主 编 付春敏 董洪丹
本册编写 杨晓钰
音乐指导 罗义蕴
绘 图 李汴川 成都蓝鸚鵡文化传播有限公司
责任编辑 朱 娜 袁 月
责任校对 胡 佳
封面设计 李汴川

教材意见建议接收电话：（028）86259695

教材意见建议接收邮箱：englishthisway@sina.com

通讯地址：四川成都双流西航港黄荆路13号 四川教育出版社

义 务 教 育 教 科 书

英语

（三年级起点）

五年级下册

四川教育出版社 出版

（成都市黄荆路13号 邮政编码 610225）

新华文轩出版传媒股份有限公司发行

成都勤慧彩色制版印务有限公司制作

成品规格 184mm × 260mm 印张 5.5

2019年12月第4版 2021年11月第3次印刷

印数 册

ISBN 978-7-5408-6490-3 定价：5.25元

著作权所有·请勿擅用本书编制各类出版物·违者必究

如发现印装质量问题，请与本社联系调换。电话：（028）86259359

编辑部电话：（028）86259381 邮购电话：（028）86259694

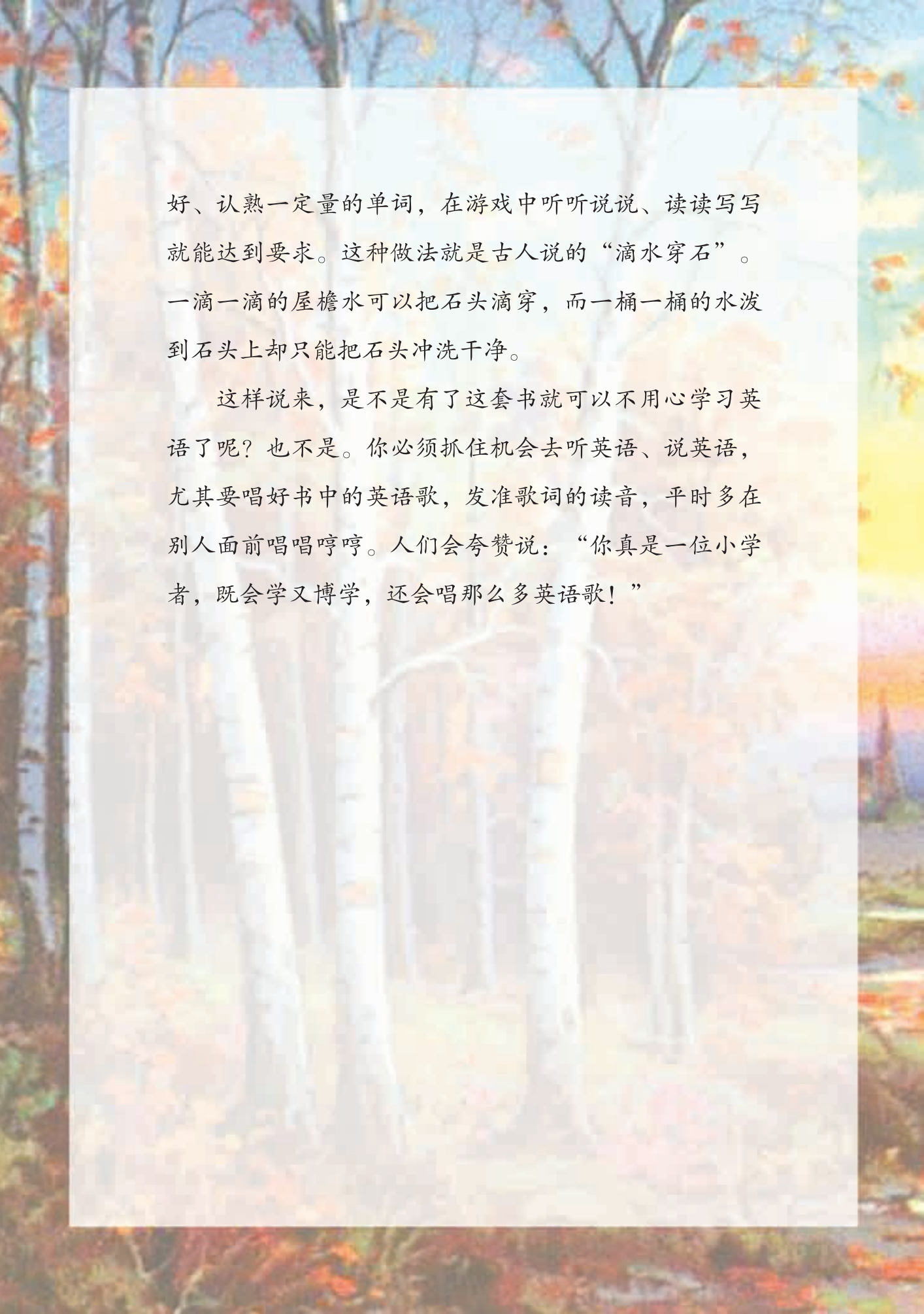
如有内容方面的疑问，请与四川教育出版社总编室联系。电话：（028）86259381

致小学者

这套书是专门为你服务的，不论你从哪一个年级开始学习，它都能为你打开学好英语的大门。进门之后你便可以一层层走上楼顶，检阅21世纪人类的科学成就和利用丰富的信息，那样你就可能成为新世纪杰出的学者。

为什么这套书有这么大的力量呢？因为它不是板着脸孔要你学，而是引导你唱英语歌和做游戏，让你在唱歌游戏中学会说英语和识记单词，还帮助你学好英语发音。英语发音是学英语的难点，有的人学了五六年还不会拼读生词。你学完这套书以后，就能学会自己拼读生词，那时你不用问老师也可以自己学英语了。而且这套书每一册的内容都不多，但教你说的话可以变来变去，帮助你在许多场合和“老外”说英语。

但是，这套书却不要求你去死记大量的单词和硬读许多课文。在一个学期里，你只要唱好一些英语歌，读



好、认熟一定量的单词，在游戏中听听说说、读读写写就能达到要求。这种做法就是古人说的“滴水穿石”。一滴一滴的屋檐水可以把石头滴穿，而一桶一桶的水泼到石头上却只能把石头冲洗干净。

这样说来，是不是有了这套书就可以不用心学习英语了呢？也不是。你必须抓住机会去听英语、说英语，尤其要唱好书中的英语歌，发准歌词的读音，平时多在别人面前唱唱哼哼。人们会夸赞说：“你真是一位小学者，既会学又博学，还会唱那么多英语歌！”



Me.....	1
Unit 1 We Love Nature	2
Lesson 1 Planting Trees	2
Lesson 2 Talking about Squirrels	8
Lesson 3 A Book about Animals.....	14
Self-assessment	20
Unit 2 Four Seasons.....	28
Lesson 1 Seasons and Clothes	28
Lesson 2 Seasons and Months.....	34
Lesson 3 Seasons and Culture.....	40
Self-assessment	46
Unit 3 A Birthday Party.....	50
Lesson 1 Coming to My Party.....	50
Lesson 2 Buying a Present	56
Lesson 3 Having a Birthday Party.....	62
Self-assessment	68
Word List	76
Vocabulary.....	80

Age:

Name:

Luck Number:

Phone Number:

Me

Favourite Colour:

Favourite Fruit:



Favourite Animal:



Unit 1 We Love Nature

Lesson 1 Planting Trees

Let's talk.



Work in pairs.



watch TV




sing



swim



have breakfast

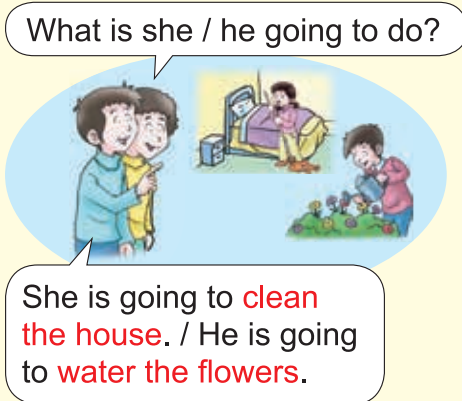


have a picnic



play ping-pong

Let's learn.



wash vegetables



sweep the floor



do some washing











clean the windows



make the bed



put away the clothes

- Listen and circle the correct pictures.
1. I'm going to  /  .
2. They are going to  /  .
3. We are going to  /  .
4. He's going to  /  .

Listen to the dialogue and tick the correct answers.

1. What season are they talking about?
- A. Spring. B. Summer.
- C. Autumn. D. Winter.
2. A: What are they going to do? B: They are going to _____ .
- A. fly kites B. play football
- C. plant trees D. have classes
3. What does the teacher ask them to do?
- A. Read the books. B. Talk about the seasons.
- C. Learn to water the flowers. D. Learn to plant trees.

Listen, number and say.

A: What is he going to do?
B: He is going to...



- () sweep the floor
- () go to the cinema
- () play basketball
- () play the piano

A: What is she going to do?
B: She is going to...



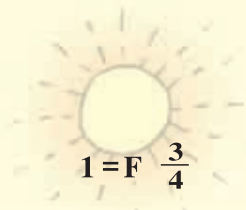
- () make the bed
- () water the flowers
- () plant trees
- () do some washing

Listen, match and act it out.

1. A: What are you going to do, Lele?
2. A: Do you like football?
3. A: Why do you like it?
4. A: Let's play it together.

- B: Because it's very interesting.
B: That's great! Let's go.
B: Yes, I like it very much.
B: I'm going to play football.

Listen and sing.



1 = F $\frac{3}{4}$

The Spring

Music Lyrics Luo Yiyun

5̣ | 3 2 3 | 1 - ∇ 5̣ | 3 2 3 | 1 - ∇ 1 |
The sun is shin - ing. The breezes are mo - ving. The

6̣. 6̣ 6̣ | 6 5 ∇ 4 3 | 2 1 2 | 2 3 1 ||
ri - vers are flow - ing. La la la la la. La la la.

Read and understand.

Tree-planting Day Around the World

Tree-planting Day is a holiday. On that day all people are encouraged to plant trees.

In China, Tree-planting Day is on March 12th. In France, people celebrate



Tree-planting Day on March 31st every year. Tree-planting Day in Japan is on April 3rd, but it is on the first Wednesday in August in New Zealand. The first Friday in May is Tree-planting Day in Australia.

Read and fill in the table.

Country	China	France	Japan	New Zealand	Australia
Date					

Read and finish the ad.

1. Guess what the baby bird says.



2. Work in groups to share your understanding.
Only one earth we have.
A tree today, a forest tomorrow.

3. What are you going to do to protect our earth?

Look, listen and say.



China



cherry



peach



catch



match



thatch

Read and match.



Have lunch.

I like chips.



Sit on the bench.

Let's go to the beach.



Read, correct and write.

Months begin with capital letters.

J

January is the first month of the year.

1. september is before october.
2. My birthday is in february.
3. A: When is your birthday? B: It's in _____.


You can do it.

Try to plant some flowers and take care of them every day.



Lesson 2 Talking about Squirrels

Let's talk.



Work in pairs.

There is **a house** in the picture.

There is **an orange** on the table.

There are **some flowers** next to the house.

There are **not any flowers** in front of the house.

a tortoise

a duck

two ducklings

dogs

trees

birds

a table

...



Let's learn.



Listen to the dialogue and write T (true) or F (false).

- () 1. Tingting and Peter are talking about squirrels.
- () 2. Peter likes squirrels because they are very clever.
- () 3. Tingting doesn't like squirrels.

Let's play.



Here is a bingo card. Please put the words in the squares. The first one to cross out all the words is the winner. Remember to shout "Bingo".



Bingo! I'm the winner.



Listen, chant and tick.



With Many, Many Teeth

A mouse has two eyes.
A mouse has two ears.
A mouse has a mouth,
With many, many teeth.



1. What is the chant about?

A. A cat.

B. A mouse.

C. A dog.

2. According to the chant, the mouse has _____.

A. two eyes

B. two hands

C. two feet

3. I think the mouse is very _____.


A. ugly

B. bad

C. cute

Look, answer and write.

Look at the picture for three minutes and finish the following tasks.



1. How many mice can you see in the picture?

2. Where are they? Write two sentences.

E.g.

There is a mouse on the chair.

There are two mice under the table.

3. What are they doing? Write two sentences.

E.g. The mice under the bed are running / playing.

Listen and write.

in between in front of under on above

1. There is a kite _____ the sky.
2. There are many trees _____ the boy.
3. There is not a fly _____ the wall.
4. A: Is there a small girl _____ Mr Brown and Miss Bright?
B: Yes, there is.
5. A: Are there any flowers _____ the tree?
B: No, there aren't.
6. There are not any bees _____ your head.

Read and understand.

Let It Go



Ask and answer the questions in pairs.

1. What have the dad and the boy got?
2. What are they going to have?
3. Why does the boy ask his dad to let the fish go?

Listen, say and write.



__ina



ma__



__erry



pea__



ca__



lun__

Read, write and match.

1. I _____ (match / teach) music.
2. I love _____ (China / cherry)!
3. Please _____ (teach / catch) the fat rat.
4. They have _____ (lunch / peach) at home.



Read, correct and write.

C D
~~children's~~ ~~ay~~

Holidays begin with capital letters.

1. Happy women's day, Mum!
2. It's teachers' day.
3. June 1st is _____.
4. December 25th is _____.

You can do it.

Review the chant *With Many, Many Teeth* and make up new ones by using *two mice, three mice...*



Lesson 3 A Book about Animals

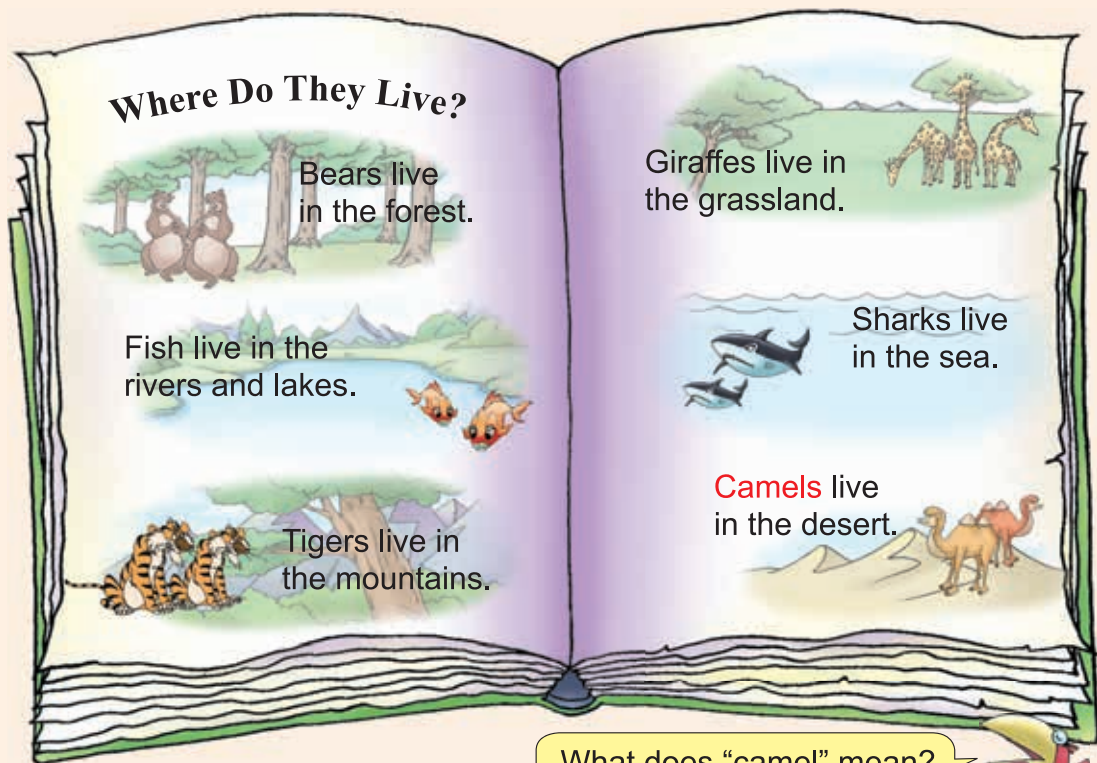
Let's talk.

1 Hey, Rose! What are you doing?

2 I'm reading a book about animals.

4 Sure. Here you are.

3 May I have a look?



What does "camel" mean?

5 Where do you live?

6 I live on the earth.

Work in pairs.



Chongqing



Shanghai



Beijing




Hong Kong



Macao



Taiwan



Canada



England



Australia



France

Let's learn.



river



mountain



forest




the earth



sea



desert



grassland

Listen to the dialogue and write the answers.

1. Rose is reading a book about _____ .



2. _____ live in the forest.



3. Sharks live in the _____ .



4. Fish live in the _____ and lakes.



5. _____ live in the mountains.



Look, match and say.

What Can They Do?



Horses can run.



Fish can swim.



Rabbits can jump.



Monkeys can climb trees.

Snakes can make holes.



Swallows can build nests.



Discuss with your partner: Where do the animals in the pictures live?

Make an interview in fours.

1. Write down your partners' names, places they live and things they can do.

Name	Where your partner lives	What your partner can do

2. Interview your partner.

A: What's your name?

B: My name is...

A: Where do you live?

B: I live in...

A: What can you do?

B: I can...



3. Exchange your partner.

A: What's his / her name?

B: His / Her name is...

A: Where does he / she live?

B: He / She lives...

A: What can he / she do?

B: He / She can...



4. Write down the result and report to the whole class.




His / Her name is _____.

He / She lives in _____.


And he / she can _____.

Play a game.

Write the name of a city.



Put it in the box.



Read, guess and write.



What are they?



It can run fast. It has a very long nose. It's very big. It's strong. It is grey. It lives in Africa. It eats leaves and bananas. It has four legs. I think it's a _____.

It's small. It has a long tail. It lives in all countries. It likes eating cheese. I think it's a _____.

Work in groups and write your own riddle.

Look, listen and say.



Read and match.



A **sheep** is on the **ship**.

She teaches **English**.



A **photo** is on the **phone**.

A **fish** is in the **dish**.



Read, correct and write.

Names of cities and countries begin with capital letters.

S s hanghai	chengdu	beijing	nanjing
A a merica	australia	england	canada

1. A: Where do you live?

B: I live in _____.

2. A: Where does your English teacher live?

B: He / She lives in _____.

You can do it.

Discuss with your classmates: What can you do?












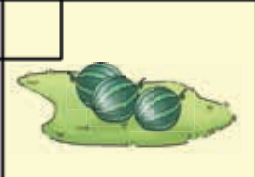

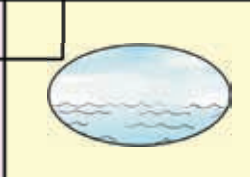
Self-assessment

How well do you know Unit 1? Draw   ,   or  for your work.

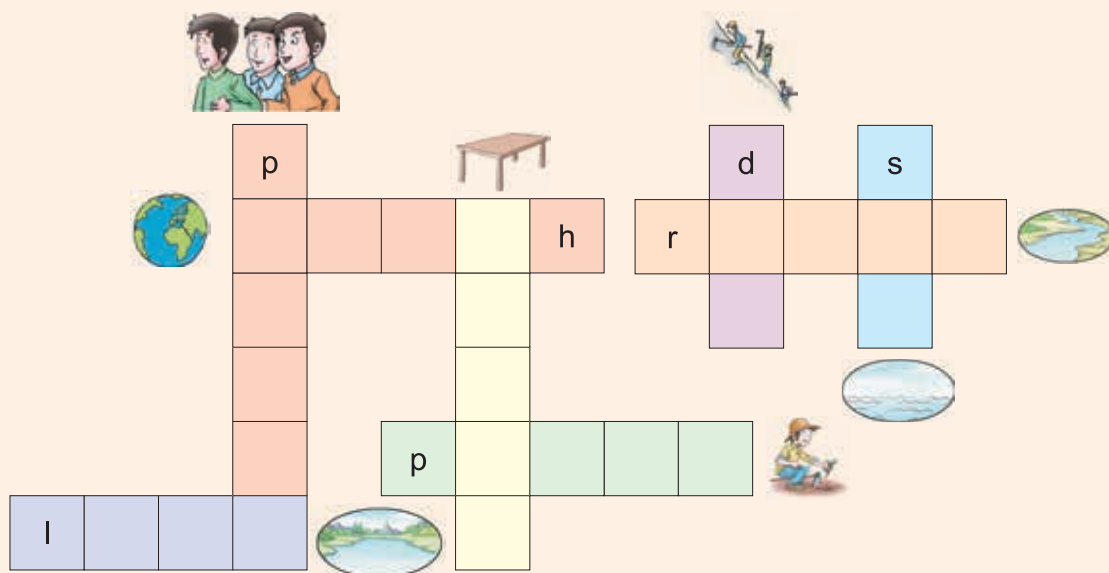
	Great!	OK!	Try hard!
I can say the new words.			
I can use the structures correctly.			
I can act out the dialogues.			
I can spell the words with the sounds <i>ch</i> , <i>tch</i> , <i>sh</i> and <i>ph</i> .			
I can read the stories.			
I can use capital letters correctly.			
I can sing and chant.			

Now let's do more practice.

Listen and tick.

- 

- 

- 

- 

- 

- 


Look and complete the word puzzle.



Look, ask and answer.



What are they going to do?

A: I'm going to celebrate Christmas.

B: We / They are going to...

C: She / He is going to...



Children's Day



the Spring Festival



the Mid-autumn Festival



birthday



Halloween



Mother's Day

Look, say and circle.

Circle Y if the words rhyme, otherwise circle N.



- | | | | | | | | | | |
|----|--|--|-------------------------|-------------------------|----|--|--|-------------------------|-------------------------|
| 1. | | | <input type="radio"/> Y | <input type="radio"/> N | 2. | | | <input type="radio"/> Y | <input type="radio"/> N |
| 3. | | | <input type="radio"/> Y | <input type="radio"/> N | 4. | | | <input type="radio"/> Y | <input type="radio"/> N |
| 5. | | | <input type="radio"/> Y | <input type="radio"/> N | 6. | | | <input type="radio"/> Y | <input type="radio"/> N |

Tongue twisters.



She sells seashells on the seashore.
The bear on the chair is eating a pear.



Find the mistakes and correct them.

M S A
Miss Smith was born in America.

- | | |
|---|--|
| 1. my name is snow white.
_____ | 2. his birthday is on sunday.
_____ |
| 3. It's very hot in chongqing in july.
_____ | 4. i love china.
_____ |

Let's act.

The Wise Tortoise

1 My name's Fox.
I'm hungry.

2 I'm looking for food.


5 Oh, who is
biting my tail?

6 Who?

4 Oh, no! The
frog is in danger. I
must help him.

3 Aha, there is a
frog, a big frog.
That's my meal.

7 You bad tortoise!
I'll eat you.



8 Oh, oh, my teeth,
my teeth.



9 Tortoise, Tortoise, I'll
throw you up to the sky,
and then you'll die.



10 To the sky? That's fine
with me. I want to play in
the sky. It must be fun.



11 Tortoise, I'll throw you into the fire, and then you'll die.



12 Into the fire? I don't care. I'm very cold now. I want to warm myself.




13 Thank you. Thank you very much.




14 Tortoise, Tortoise, I'll throw you into the river, and then you'll die.





Look and number the following pictures.



Read the story and circle the answer to the question.

1. How many characters are there in the story?

A. One.

B. Two.

C. Three.

2. A: Who are they? B: They are _____.

A. , and

B. , and

C. , and

3. Does the tortoise want to play in the sky?

A. No.

B. Yes.

4. Does the tortoise want to warm himself in the fire because he is cold?

A. Yes.

B. No.

5. Who do you think is foolish, the frog, the fox or the tortoise?

A. The frog.

B. The tortoise.

C. The fox.

Retell the story and discuss what we can learn from the story.

Unit 2 Four Seasons

Lesson 1 Seasons and Clothes


Let's talk.



Spring is here.

It's getting warm.


We wear shirts and trousers.



Summer is here.

It's getting hot.

We wear T-shirts and skirts.



Autumn is here.

It's getting cool.

We wear sweaters and jeans.



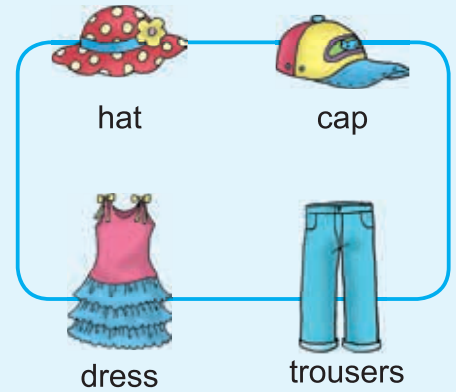
Winter is here.

It's getting cold.

We wear coats and caps.

Work in pairs.

Let's play the copycat game.



Let's learn.





Listen and tick.





Read the text and tick the correct answers.

1. It is getting warm in the spring. We wear _____.

A. T-shirts  and trousers 

B. trousers  and shirts 

C. coats  and jeans 



2. It is hot in the summer. We wear T-shirts  and skirts .



A. Yes.

B. No.

3. It is getting cold in the winter. We wear _____.

A. sweaters  and jeans 

B. caps  and coats 

C. coats  and trousers 

Play a game.

Draw a card from the box.
Stand in a line.
Let's find out
who's got a
shirt.



Who's got
a shirt?

No, I haven't
got a shirt.











Yes, I've got
a shirt.



Mary has
got a shirt.

Lele has got
a shirt.

Find the difference and read aloud.

British English(BrE)	American English(AmE)
 mum	mom
trousers	pants 
 autumn	fall
shop	store 
 colour	color
sweets	candies 
 can	tin
grey	gray 
 ground floor	first floor
zip code	post code 


Read, write and draw.

What is in the washing machine? Read and write the words on the lines.




Read and understand.

This is my friend. She has long black hair and big eyes. She is wearing a **striped** T-shirt, blue trousers and purple shoes. She loves animals very much. She is carrying a toy koala. Who is my friend?



1. *Tick the right picture.*
2. *What does the word “striped” mean?*
3. *Work in pairs and describe the boy or the girl with a hat.*

Draw and describe your partner.



This is my partner.

It's _____ (season).

She / He has _____ hair and _____ eyes.

She / He is wearing _____ and _____.

She / He is _____ (doing something).

Look, listen and say.

ai



train



rain



pail

ay



day



May



say

eigh



eight



weigh



sleigh

Read and match.



Time and tide wait for no man.



No pains, no gains.

This way, please.

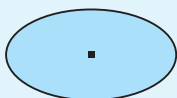


They play games on the train.



Learn to use punctuation.

Do you know them in Chinese?



period



question mark



exclamation mark



comma

You can do it.

Draw a picture of your friend and describe him or her.



Lesson 2 Seasons and Months

Let's talk.



Spring lasts from March to May.

In spring, it is warm.

Plants grow and birds sing.

It's time to go for an outing.



Summer lasts from June to August.

In summer, it is hot. Trees turn green
and flowers come out. It's time to go
swimming.




Autumn lasts from September
to November. In autumn, it is cool.
The wind blows. Leaves turn
yellow and fall. It's time to harvest.



Winter lasts from December to
February. In winter, it is cold.
It snows. It's time to go skating.

Work in pairs.



Let's learn.



A: What colour is **spring**?
 B: It's **green** because **plants grow**.




plants grow



leaves fall



harvest



snow

Read and write.

1. It snows. It's _____.
2. Plants grow and birds sing. It's _____.
3. Leaves turn yellow and fall. It's _____.
4. Trees are green and flowers bloom. It's _____.



Play a game.



Sunny is strange. He likes some things and hates others. Sunny likes **grass** but hates **apples**.



trees

flowers



peas

carrots



beans

tomatoes



Why is Sunny strange?

Good! Play the game with your partner.



Because Sunny likes everything **green**.

Listen and sing.

Months of the Year

$$1 = C \frac{2}{4}$$

6 7 1 7 6 | 5 6 7 6 5 | 4 5 6 7 4 3 | 4 5 . :|| 2 1 . |

Boys and girls, how many months are there in a year? Let's count together.

5 5 5 6 | 1 6 | 1 1 6 1 | 5 5 | 5 . 6 | 1 2 6 | 5 - | 5 - |

Janu-ary, Feb-ru-ary, March. Sha la la la. A - pril and M - ay and June.

5 5 6 | 1 1 6 | 1 1 6 1 | 5 5 5 | 2 2 2 3 |

Ju - ly and Au - gust, Sep - tem - ber and Oc - to - ber, No - vem - ber and

5 3 2 | 1 - | 1 - :|| 2 2 3 | 4 3 2 | 5 - | 5 - | 5 5 6 | 1 1 6 |

De - cem - ber. Sha la la la la la la. Ju - ly and Au - gust,

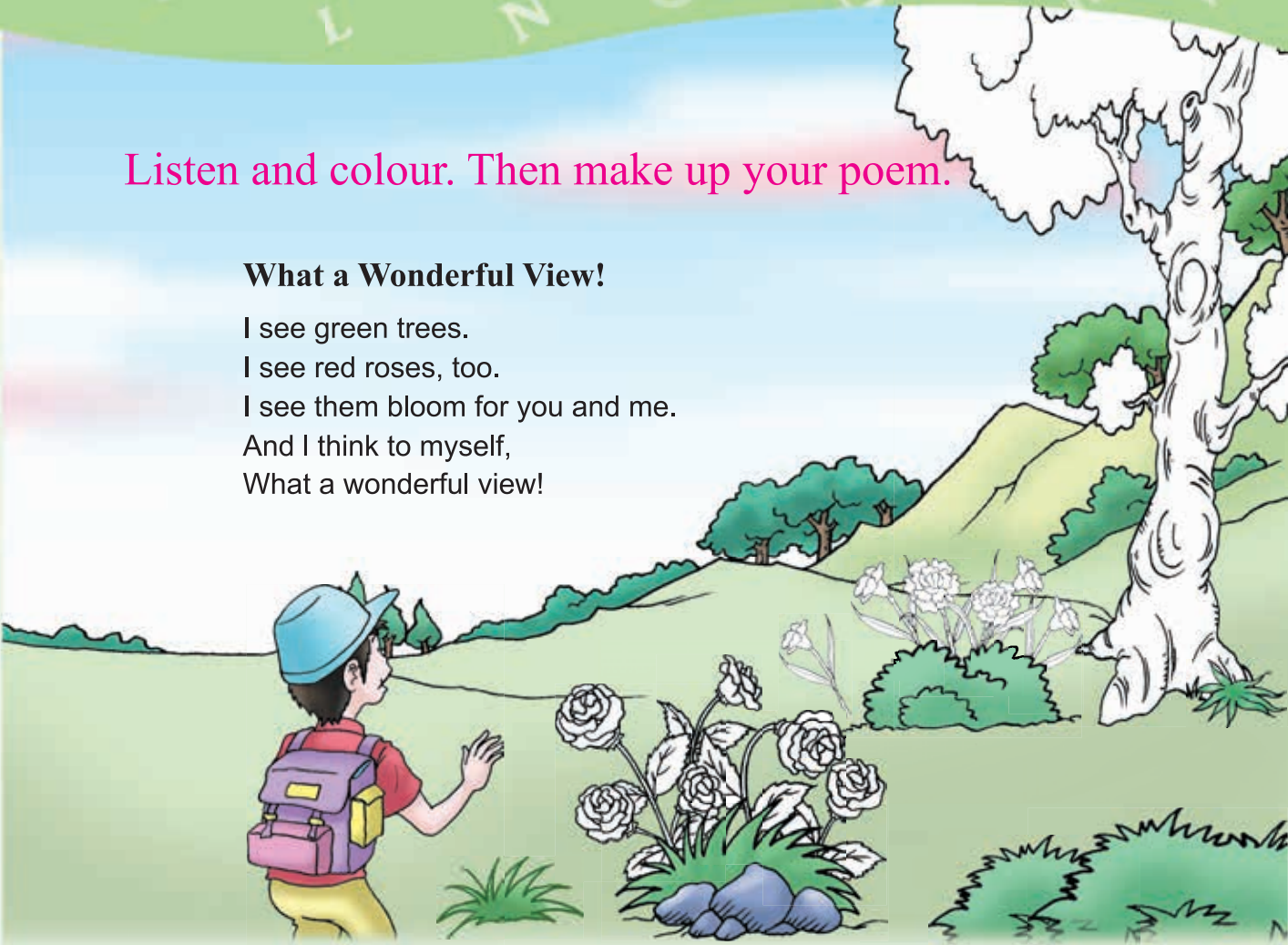
1 1 6 1 | 5 5 5 | 2 2 2 3 | 5 3 2 | 1 - | 1 - :||

Sep - tem - ber and Oc - to - ber, No - vem - ber and De - cem - ber. D.C.

Listen and colour. Then make up your poem.

What a Wonderful View!

I see green trees.
I see red roses, too.
I see them bloom for you and me.
And I think to myself,
What a wonderful view!



Ask your partner and complete the dialogue. Then draw a picture of winter.

A: What season is it?

B: It's winter.

A: When is _____ ?


B: It's from _____ .

A: What colour is winter?

B: It's _____ .

A: Why?

B: Because it _____ .



Read, draw and write.


Write a title.



Where is spring?
Spring is in the green grass.



Where is spring?
Spring is in the beautiful flowers.



Where is spring?
Spring is in the happy stream.



Where is spring?
Spring is in the tree leaves.



Work in groups and write your own rhyme about seasons.

Listen, write and match.

The Year

A year is a long time.
Spring is the _____ of the year.
It is the time for planting.
Summer is the _____ of the year.
It is the time for growing.
Autumn is the _____ of the year.
It is the time for harvesting.
Winter is the _____ of the year.
It is the time for resting.

- A. evening
- B. morning
- C. noon
- D. afternoon



Look, listen and say.



see



bee



feet



tea



sea



pea



head



bread



sweater

Fill in the blanks with ee or ea.



b _ _



p _ _



s _ _



t _ _



s _ _



f _ _ t

Learn to use a “ . ”.

He can dance and sing.

A statement gets a “ . ”.

1. I can't wait

2. We are going to visit France

3. My mother is a teacher

4. Peter is my best friend

Write a statement about

yourself: _____

your best friend: _____

your favourite teacher: _____

You can do it.

What do you want to do in spring, summer, autumn, and winter? Share the ideas with your classmates.



Lesson 3 Seasons and Culture

Let's talk.



Discuss before listening.

1. What are the symbols of Easter?
2. What are Easter eggs usually made of?



Easter

Easter is a very old festival. It used to celebrate the start of spring and “new life”. Eggs and chicks are symbols of Easter. They are symbols of birth.

Today, Easter is a national holiday in Britain. Children do not go to school at Easter. Banks and shops are closed. People give Easter eggs and cards to their friends. Easter eggs are usually made of chocolate.



Work in pairs.



What do they need?



I need an egg.



You need a ruler.



We need a camera.



They need a big kite.



He needs a new car.



She needs a nice hat.

Let's learn.

I think I / you / we / they **need a boat**.

I think he / she **needs a boat**, too.



boat



painter
paint

paintbrush



Easter egg



give a card to



a piece of paper

Listen and circle.

1. A.



B.



2. A.



B.



3. A.



B.



4. A.



B.



5. A.



B.



6. A.



B.



Listen, make and say.

You need



eggs



a pan



paints




paintbrushes



1. Boil eggs for five minutes.



2. Put the eggs in cold water for ten minutes.




3. Paint the eggs with patterns or faces.


Look and read.


Egg Rolling

Find a hill . Everybody

has a painted egg .


Roll the eggs down the hill.

The last egg to break 

is the winner .



Hide and Seek

Hide the painted eggs .

Tell your friends to look for the eggs.



Listen to the text and circle T(true) or F(false).

- | | | |
|---|-------------------------|-------------------------|
| 1. Easter is a new festival. | <input type="radio"/> T | <input type="radio"/> F |
| 2. Eggs and chicks are the symbols of new life. | <input type="radio"/> T | <input type="radio"/> F |
| 3. In Britain, children have to go to school at Easter. | <input type="radio"/> T | <input type="radio"/> F |
| 4. People give chocolates and eggs to their friends. | <input type="radio"/> T | <input type="radio"/> F |

Make and say.

You need



glutinous rice



pan



bamboo leaves



thread



Let's learn to make *zongzi*.

Step 1 Wash and soak the glutinous rice for 2-3 hours.



Step 2 Wash and boil the bamboo leaves for a few minutes.



Step 3 Wrap the rice in the bamboo leaves in a pyramid shape.



Step 4 Tie the wrapped rice by threads.



Step 5 Put the wrapped *zongzi* into a pot and add water.



Step 6 Boil the wrapped *zongzi* for 1-2 hours.






Read and understand.



Discuss before reading.

1. When is the Dragon Boat Festival?
2. What do people do in the Dragon Boat Festival? And why?


The Dragon Boat Festival

The Dragon Boat Festival is also called the Duanwu Festival. It is on May 5th of the Chinese lunar calendar. We eat *zongzi*  and race dragon boats  to honour the great poet, Qu Yuan . *Zongzi* is a pyramid-shaped  dumpling. A dragon boat is like a dragon  and painted in red, white, yellow and black.


Read and fill in the table.


When	What to do	Why


Colour the dragon boat according to the text.





Use the words in the box to finish the sentences.


1. My son is _____  years old.


2. I can fly. I am a _____ .

3. Her birthday is in _____ .

4. Don't wait in the _____ .

5. I can see some _____ .

6. The boy has a big _____ .



Learn to use “?”.

Do you like English?

A question gets a “?”.

1. What fruit do you like best
3. Is she going to the zoo
5. Can they go to the cinema

2. Can you ride a bike
4. Where do you live
6. What are the teachers doing

Write your questions here.



Ask your mother: _____

Ask your English teacher: _____

Ask your partner: _____

You can do it.

You may share your painted eggs with your friends and try the Easter games with them after school.



Self-assessment

How well do you know Unit 2? Draw   ,   or  for your work.


	Great!	OK!	Try hard!
I can say the new words.			
I can use the structures correctly.			
I can act out the dialogues.			
I can spell the words with the sounds <i>ai</i> , <i>ay</i> , <i>igh</i> , <i>ee</i> and <i>ea</i> .			
I can read the stories.			
I can use punctuation correctly.			
I can sing.			

Now let's do more practice.

Spelling puzzle.



otac



owns



ealf



shtir



owgr

1. c _ _ t

2. _ _ ow

3. _ ea _

4. _ _ ir _

5. gr _ _



llfa



eajns



wobl



toab



geg

6. _ _ _ _

7. j _ _ n _

8. _ l _ _

9. _ _ _ t

10. _ _ _

Look, say and draw.

1.



He needs a paintbrush.

2.



She needs some paints.

3.



They need a boat.

4.



We need a TV set.

5.



I need a mouse.

6.



You need a piece of paper.

Play a memory game.

1. Look at the picture for two minutes.
2. Close the book.
3. Say all the things you can remember.


There is one...



There are two... /
three... / ...

Listen, colour and say.

Finish your picture and describe it. Then listen to your partner and colour his or hers.



Read aloud and find the odd one out.

E.g. A. see B. tea C. head D. feet

- | | | | |
|--------------|-----------|----------|------------|
| 1. A. head | B. pea | C. bread | D. sweater |
| 2. A. day | B. date | C. tall | D. rain |
| 3. A. school | B. cherry | C. peach | D. catch |
| 4. A. rock | B. cat | C. kick | D. rice |
| 5. A. fat | B. lake | C. gate | D. game |

Tongue twisters.



The rain in Spain falls on the plane.
Millie's fresh bread is already ready.




Read and understand.

A Spider's Adventure



It's fine today.
I want to go to the park.



The cars are going too fast.
How can I cross the street?



Perfect! Here is a big shoe.
I'll jump on it. Oh, no!
The shoe starts running.



I'll never take a shoe
anywhere again! Next time
I'll take a bus.

Finish the pictures according to the clues.

Read the story again and complete the passage.

It's _____ today. The spider is going to the _____. In the street the _____ run very fast. So he jumps on a _____. But the shoe starts running. The spider will not _____ a shoe anywhere again. He wants to go to the park by _____ next time.

You can do it.

Make up a new story in groups and then share it with the whole class.



Unit 3 A Birthday Party

Lesson 1 Coming to My Party

Let's talk.

2 Hello, Rose. This is Tingting speaking. Are you free this evening?

1 Hello. This is Rose. Who's calling?

3 Yes.

4 Would you like to come to my birthday party?


5 Yes, I'd love to. What time?

6 How about 7 o'clock?

7 OK. I'll be there on time. See you.

8 See you.

Work in pairs.




We write

September 3rd
April 5th
July 2nd
June 1st

We read

September the third
April the fifth
July the second
June the first

Let's learn.



first	second	third	fourth
fifth	_____	_____	_____
ninth	_____	_____	twelfth
thirteenth	_____	_____	_____
_____	_____	nineteenth	_____

Listen, number and write.



Listen to the dialogue and tick the correct answers.

1. Who was talking on the phone?

A. Tingting and Lele.

B. Rose and Peter.

C. Tingting and Rose.

2. Who'll have a birthday party?

A. Rose.

B. Tingting.

C. Lele.

3. What time will they meet?

A. 1:00 in the afternoon.

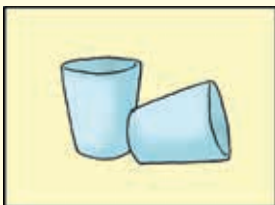
B. 7:00 in the morning.

C. 7:00 in the evening.

Listen, make and say.



Let's make a telephone.



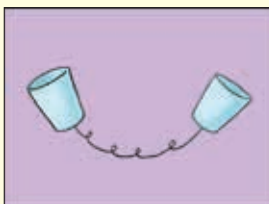
First, get two paper cups.



Then, draw two dots.



After that, make two holes.




Finally, join the two cups with a thread.

Look, it's a telephone.




Play games.

Quick Answer



Odd Man Out



Ask and write.

1. A: When is Mother's Day?
B: It's the _____ Sunday in May.
2. A: When is his father's birthday?
B: His birthday is on _____.
3. A: When is your friend's birthday?
B: Her birthday is on _____.
4. A: When is your mother's birthday?
B: My mother's birthday is on _____.
5. A: When is your father's birthday?
B: My father's birthday is on _____.
6. A: When is your birthday?
B: My birthday is on _____.






Read and understand.



Think before reading.

1. What party does Dick have?
2. Where do they go?

Dick's Birthday Party

Dick has a birthday party  . He takes eight  friends to the beach  . He brings along his dog, Tid. Tid eats all the chicken, hot dogs and drinks milk  . So the children eat hamburgers, bread, the birthday cake  and drink juice. All of them have fun.

Fill in the blanks.

1. _____ has a birthday party.
2. Dick, his friends and _____ go to the beach.
3. Tid is a _____ .
4. Dick's dog drinks _____ and the children drink _____ .

Interview your classmate about his / her birthday party. Then report.

Time: _____

Place: _____

People: _____

Food: _____

Do they have fun? _____

Look, listen and say.

ie



field



piece



thief

ey



money



monkey



donkey

y



happy



puppy



sunny

Read and match.



Time is money.

Mommy has a party.

The donkey has fifty cookies.

A monkey and a turkey are in the field.



Learn to use “.” and “?”.

1. What's in your pencil-case
2. Linda has a baby brother
3. Is that your new teacher
4. He doesn't like bread
5. There are many flowers behind the house


You can do it.

Hold a DIY show in your class.



Lesson 2 Buying a Present

Let's talk.



What does "music box" mean?



Work in pairs.



Write the price,
then ask and answer.

A: How much is the **skirt**?

B: It's **thirty-two yuan**.



Item								
People								
I								
My partner								



Let's learn.







Listen to the dialogue and write T (true) or F (false).



- () 1. Tingting wants to buy a piano.
- () 2. Tingting wants to buy a music box.
- () 3. The piano looks like a music box.
- () 4. The music box is 20 *yuan*.



Listen and match.



1.  / 
A. ¥12 B. ¥26

2.  / 
A. ¥31 B. ¥78

3.  / 
A. ¥8 B. ¥10

4.  / 
A. ¥23 B. ¥900

5.  / 
A. ¥50 B. ¥94

6.  / 
A. ¥80 B. ¥100

Play a game.



Ask your partner and write the price.



A: How much is your **piano**?
B: It's **68 yuan**.



Listen, match and say.

GBP



RMB



USD



JPY



EUR



Listen, match and colour, then act it out.



A: Good morning! Can I help you?

B: Yes. How much is it?

A: How about this yellow one?

B: It's too dear.

A: Do you like this one?

B: I want to buy a toy bus.

A: It's forty-five *yuan*.





B: OK. I'll take it. Here's the money.

A: How about thirty-five *yuan*?

B: No. I like a red one.

Read and understand.

A Stupid Machine















Answer the questions.

1. What's the robot's name?
Its name is _____.
2. What's the boy's name?
His name is _____.
3. What do you think of the robot?
I think the robot is _____.

Look, say and circle.

Circle Y if the words rhyme, otherwise circle N.



- | | | | | | | | |
|----|---|---|---|----|---|--|---|
| 1. |  |  | <input type="radio"/> Y <input type="radio"/> N | 2. |  |  | <input type="radio"/> Y <input type="radio"/> N |
| 3. |  |  | <input type="radio"/> Y <input type="radio"/> N | 4. |  |  | <input type="radio"/> Y <input type="radio"/> N |
| 5. |  |  | <input type="radio"/> Y <input type="radio"/> N | 6. |  |  | <input type="radio"/> Y <input type="radio"/> N |

Look and write correct sentences.



E.g.

a mouse is in the box

A mouse is in the box.



it's a nice kite

it looks like a bird

You can do it.

Do you know these words: RMB



dollar



, pound



, coin



and bill ? Share them with your classmates.



Lesson 3 Having a Birthday Party

Let's talk.

1 Tingting, light the candles.



2 OK.

4 That's a good idea.



3 Let's sing *Happy Birthday to You!*

5 Tingting, make a wish and then blow out the candles.



6 OK. Now let me cut the cake.

7 One for you and one for you.



8 This is for Mum and this is for me.

9 Oh, it's too late. I must go home.



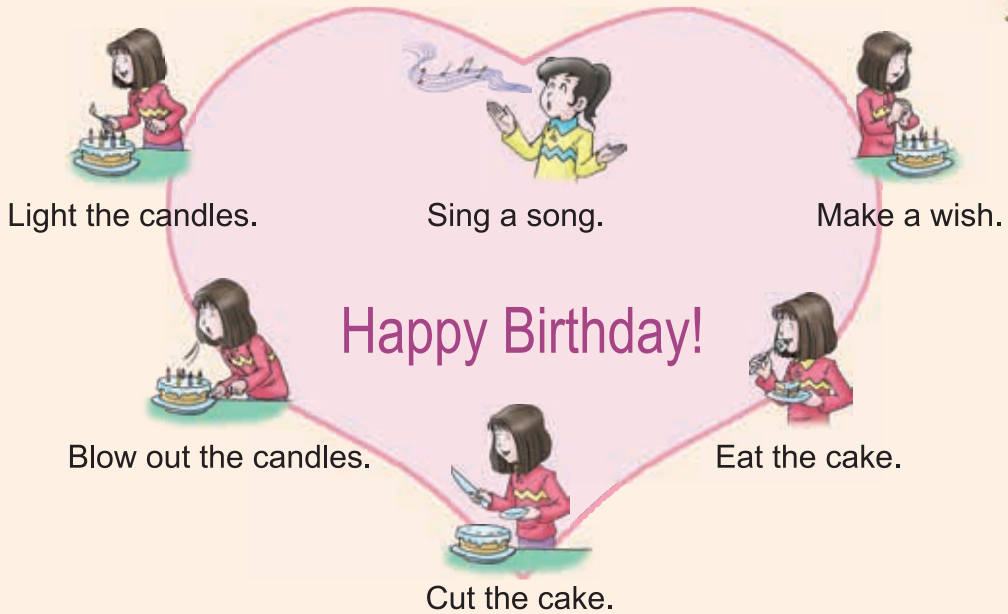
10 Me too. My mum will be worried about me.



11 Thank you for coming.

Work in pairs.

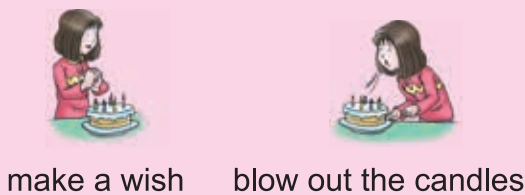

How do you celebrate your birthday?



Let's learn.



It's my birthday.
I must go home.



late



early

Look, match and say.

sing	make	go	blow out	cut
the candles	a song	the cake	home	a wish

Listen to the dialogue and circle T (true) or F (false).

1. It's Tingting's birthday today.
2. They sang the song *It's Your Birthday*.
3. Mum cut the cake.
4. Tingting's friends went home very late.


T F

T F


T F

T F

Play a game.



Left.



Down.

Listen and sing.

It's Your Birthday.

$1 = C \frac{3}{4}$

3	4	5	3	3	4	5	3	5	1	7	6
It's your		birth- day.		It's your		birth- day.		And		we want to	
5	-	6	7	1	5	6	7	1	5	4	
say.		Ma- ny		hap- py,		ma- ny		hap- py		re-	
3	3	2	1	-	:						
turns of		the		day.							




What does "Many happy returns of the day" mean?
It means _____.

Make, write and say.



Make your birthday book. Remember to say "Happy Birthday" to your grandparents, parents or friends.



Ask, write and think.

My mum's birthday is:

My dad's birthday is:

I can... to celebrate her / his birthday.



Read and understand.

Birthdays



In China, many children have their birthday cakes and presents.



In Belgium, a parent **pricks** the child with a needle. This is for good luck.



In England, a parent **hits** the child on her / his birthday. It is good luck for the child.

Read and fill in the table.

	How to celebrate a birthday
In China	
In Belgium	
In England	

Finish the following tasks.

1. What do the words in red mean?

Prick means _____ in Chinese.

Hit means _____ in Chinese.

2. You are eleven now. How many spanks do you get on your birthday?
3. Surf on the Internet and collect more information about birthday.

If you don't know, look them up in a dictionary.



Listen, write and make a new word.

Change one letter.

boy — **t**oy
boat — _oat
bun — _un

box — **f**ox
wall — _all
cake — _ake

now — **s**now
arm — _arm
ink — _ink

Add one letter.

low — **b**low
rain — _rain
ear — _ear

Look and write correct sentences.



what's his name

his name is lin feng



do you live in the usa, ms green

no, i live in china

You can do it.

Sing the song *It's Your Birthday* for your parents or friends at their birthday parties.



Self-assessment

How well do you know Unit 3? Draw   ,   or  for your work.

	Great!	OK!	Try hard!
I can say the new words.			
I can use the structures correctly.			
I can act out the dialogues.			
I can spell the words with the sounds <i>ie</i> , <i>ey</i> and <i>y</i> .			
I can read the stories.			
I can use punctuation correctly.			
I can sing.			

Now let's do more practice.

Listen, number and say.

() A: Hello! Who's calling?

B: Hello! This is Lele speaking.

() A: Can I help you?

B: I want a music box, please.

() A: Happy birthday to you!

B: Thank you very much.

() A: What's the date today?

B: It's October 1st.

() A: How much is it?

B: Thirty *yuan*.

() A: I must go home.

B: Thank you for coming.

Read and write.

money first jeans second piano phone
ninth third tape socks fifth cake

Look, say and write.



What are they going to do?

1.



What is he going to do?

He is going to write.

2.



3.



4.



I'm...

5.



You're...

6.



Tongue twisters.



White is flying a nice kite.



Goo(d) night,

Slee(p) tight.



Wake up bright,

In the morning light.



Play a game.



Play a shopping game with your classmates.



A


Hello!
Can I help you?
What about...?
It's...
Thank you.

B

Hello!
Yes. I want...
How much is it?
Here's the money.
Bye-bye!

Let's act.

The Little Red Hen





23 Let me help you.

24 Thanks.


25 That's OK.



27 I might cut myself.

26 Now, who will cut the bread for me?

28 My paw is sore.




29 But who will help me eat the bread?

31 I like it, too.




30 I will. I like bread.



32 Oh, please don't trouble yourselves.


33 Mr Rooster, let's share the wonderful bread.

34 Thank you.



35 How yummy!

36 How delicious!






37 Remember, my friends: no pain, no gain.

38 Yes. No pain, no gain.



Read the story and circle the correct answers.

- How many characters are there in the story?
A. Two. B. Three. C. Four.
- A: Who are they? B: They are _____.
A. the Little Red Hen, Mr Rooster, the Cat and the Dog
B. Mr Rooster, the Cat, the Fox and the Dog
C. Mr Rooster, the Cat, the Rabbit and the Dog
- Who helps the Little Red Hen to fetch some flour?
A. The Cat. B. The Dog. C. Mr Rooster.
- What is the Little Red Hen going to do?
A. To fetch some flour.  B. To bake bread. 
C. To fetch the butter. 
- Who went to fetch the butter?
A. Mr Rooster. B. The Little Red Hen. C. The Dog.
- What have you learned from the story?
A. The Little Red Hen is beautiful.
B. The bread is delicious.
C. No pains, no gains.

Work in groups and retell the story with the help of the pictures.



Word List

(标注*号的要求能听懂、会说,其余的还要求能整体认读)

Unit 1 We Love Nature

Lesson 1

sweep the floor	扫地
make the bed	整理床铺
clean the windows	擦窗户
wash vegetables	洗菜
do some washing	洗衣服
put away the clothes	收拾衣服
look at this picture	看这幅图
plant trees	种树
now	现在
* earth	泥土
* stamp	用力踩

Lesson 2

garden	花园
table	桌子

people 人,人们(单复数同形)

watermelons 西瓜(复数)

grass 草

them 他们

* squirrel 松鼠

any 任何的

Lesson 3

sea 海,海洋

shark 鲨鱼

mountain 大山

forest 森林

desert 沙漠

grassland 草地

earth 地球

have a look 看一眼

live 居住

* hey (引起注意)嘿

* swallow 燕子

Unit 2 Four Seasons

Lesson 1

clothes	服装, 衣服
jeans	牛仔裤
shirt	(男式) 衬衣
T-shirt	T恤
sweater	毛衣
shoes	鞋 (复数)
coat	外套; 上衣
get warm	变得暖和
wear	穿; 戴

Lesson 2

plants grow	植物生长
wind blows	风起
turn yellow	变黄
leaves fall	叶落

snow	下雪
from...to	从……到
It's time to...	该 (做) ……
come out	出现; (花) 开
go for an outing	去郊游
* last	持续
* harvest	收割

Lesson 3

Easter egg	复活节彩蛋
boat	小船
give a card to	给……卡片
be made of chocolate	由巧克力制成
a piece of paper	一张纸
think	认为
used to	过去时常
holiday	节日, 假日
bank	银行
* symbol	象征

* celebrate 庆祝

* national 全国的

fourteenth 第十四

fifteenth 第十五

sixteenth 第十六

seventeenth 第十七

eighteenth 第十八

nineteenth 第十九

Unit 3 A Birthday Party

Lesson 1

first 第一

second 第二

third 第三

fourth 第四

fifth 第五

sixth 第六

seventh 第七

eighth 第八

ninth 第九

tenth 第十

eleventh 第十一

twelfth 第十二

thirteenth 第十三

This is... speaking.

(电话用语) 我是……

be free 有空

birthday party 生日聚会

on time 准时

Lesson 2

socks 袜子


blouse (女式) 衬衣

piano 钢琴

money 钱

tape 磁带

phone 电话



mobile phone	手机
look like	看起来像
* expensive	贵的

Lesson 3

light the candles	点蜡烛
sing a song	唱歌
blow out the candles	吹蜡烛
make a wish	许愿
late	晚的
early	早的
be worried about	为……担心
must	必须

Vocabulary

(标注*号的要求能听懂、会说,其余的还要求能整体认读)

A

any	任何的
a piece of paper	一张纸

B

bank	银行
be free	有空
be made of chocolate	由巧克力制成
be worried about	为……担心
birthday party	生日聚会
blow out the candles	吹蜡烛
boat	小船

C

* celebrate	庆祝
clean the bedroom	打扫卧室
clean windows	擦窗户
clothes	服装, 衣服
coat	外套; 上衣
come out	出现; (花)开

D

do housework	做家务
--------------	-----

E

early	早的
earth	地球
* earth	泥土
Easter egg	复活节彩蛋
eighteenth	第十八
eighth	第八
eleventh	第十一
* expensive	贵的

F

fifteenth	第十五
fifth	第五
first	第一
forest	森林
fourteenth	第十四
fourth	第四
from...to	从……到

G

garden	花园
get warm	变得暖和
give a card to	给……卡片

go for an outing

去郊游

grass

草

H

* harvest

收割

have a look

看一眼

* hey

(引起注意) 嘿

holiday

节日, 假日

I

It's time to...

该做……

J

jeans

牛仔裤

L

lake

湖

* last

持续

late

晚的

leaves fall

叶落

light the candles

点蜡烛

live

居住

look at this picture

看这幅图

look like

看起来像

M

make a wish

许愿

money

钱

mountain

大山

music box

音乐盒

must

必须

N

* national

全国的

nineteenth

第十九

ninth

第九

now

现在

O

on time

准时

P

people 人, 人们 (单复数同形)

piano

钢琴

plants grow

植物生长

plant trees

种树

R

river	河, 江
-------	------

S

sea	海, 海洋
second	第二
seventeenth	第十七
seventh	第七
shark	鲨鱼
shirt	(男式) 衬衣
shoes	鞋 (复数)
sing a song	唱歌
sixteenth	第十六
sixth	第六
snow	下雪
socks	袜子 (复数)
* squirrel	松鼠
* stamp	用力踩
* swallow	燕子
sweater	毛衣
* symbol	象征

T

T-shirt	T恤
table	桌子
tape	磁带
tenth	第十
them	他们
think	认为
third	第三
thirteenth	第十三
This is... speaking.	(电话用语) 我是……

turn yellow	变黄
twelfth	第十二

U

used to	过去时常
---------	------

W

wash clothes	洗衣服
watermelons	西瓜 (复数)
water flowers	浇花
wear	穿; 戴
wind blows	风起