



绿色印刷产品



批准文号：湘发改价费〔2017〕343号

ISBN 978-7-5358-9214-0



9 787535 892140 >

定价：6.92元

义务教育教科书

英语

(三年级起点)
五年级上册

湖南少年儿童出版社
HUNAN JUVENILE & CHILDREN'S PUBLISHING HOUSE



义务教育教科书

英语

English

(三年级起点)

五年级上册



湖南少年儿童出版社
HUNAN JUVENILE & CHILDREN'S PUBLISHING HOUSE

义 务 教 育 教 科 书


英 语

English

(三年级起点)

五 年 级 上 册

主编：白解红



湖南少年儿童出版社
HUNAN JUVENILE & CHILDREN'S PUBLISHING HOUSE

图书在版编目(CIP)数据

英语：五年级：上册 / 白解红主编. —2 版. —长沙：湖南少年儿童出版社，2014. 8（2021. 6 重印）
义务教育教科书
ISBN 978-7-5358-9214-0

I. ①英… II. ①白… III. ①英语课—小学—教材
IV. ①G624. 311

中国版本图书馆 CIP 数据核字(2013)第 055558 号

义务教育教科书

英 语

五年级 上册

湖南少年儿童出版社 合作编写
新加坡思达出版有限公司

湖南少年儿童出版社出版

（湖南省长沙市晚报大道 89 号 邮编：410016）

湖南出版中心重印

湖南省新华书店发行

湖南天闻新华印务有限公司印装

开本：787 × 1092mm 1/16 印张：5. 5

2003 年 7 月第 1 版 2021 年 6 月第 2 版第 8 次印刷

印数：1—450 000 册

ISBN 978-7-5358-9214-0 定价：6. 92 元

（2021 秋）

本书任何部分之文字及图片，如未获得本社之书面同意，不得以任何方式抄袭、节录或翻印

本版本只供在中华人民共和国内地销售

著作权所有，请勿擅自用本书制作各类出版物，违者必究。

如有质量问题，影响阅读，请与湖南出版中心联系调换。

联系电话：0731—88388986 0731—88388987

主 编：白解红

编写人员：白解红 Pauline Ong Minnelli Seow Christopher S Ward 何高大 夏春娥
刘建清 杜 娟 邓 立 欧阳胜美 张梅莲 刘佳明 田忠源

责任编辑：刘思危 Loo Kim Fu 彭秀莉 黄 亮 刘 宁

美术编辑：Brenda Mathews

绘 画：大黄蜂工作室

版式设计：王丽琼 余育铨

封面设计：赵 慧



同学们，欢迎你们来到英语学习课堂！

同学们已经学习了一些英语，从现在开始要进入一个新的学习阶段。

在低年级学习阶段，我们通过有趣的听做、说唱、玩演等活动来学习英语；到了中高年级，课本中将逐步增加读和写的活动，以此来进一步培养我们读写英语的能力。


在本册课本中，同学们将学习到更多的用英语表达人物相貌、中外食品、日常活动、兴趣爱好、农历春节等的方法。学习的知识更多了，要求也更高了，因此同学们要更努力地多听、多读。除了在课堂上按照老师的指导，一步步学习，也可以好好利用课余时间，看看英语动画片或者英语原版图画书等，在丰富多样的英语环境中，学会正确的语音、语调，增强语感。

学习英语应该是一个自然和快乐的过程。积极地参与到生动、活泼的英语学习中来吧，不知不觉中，你会发现自己能用英语做很多事情啦！

坚持听说，大胆玩演，积极读写。让我们共同努力吧！



你们的大朋友：小学《英语》教材编写组



My name

My class

My school

Contents

Unit 1	What does she look like?	1
Unit 2	I'd like a hamburger	5
Unit 3	Do you want some rice?	9
Let's Know More		13
Assessment I		14
Unit 4	Can I use your pencil, please?	17
Unit 5	Can I have a pet?	21
Unit 6	Which one do you want?	25
Let's Know More		29
Assessment II		30
Unit 7	What time do you get up?	33
Unit 8	Lingling helps her parents	37
Unit 9	What's your hobby?	41
Let's Know More		45
Assessment III		46

Unit 10	What does that sign mean?	49
Unit 11	I'm sorry	53
Unit 12	The Spring Festival	57
Let's Know More		61
Assessment IV		62
Let's Read More		65
 Word List I		 67
Word List II		70
Structures		74
Animals and Their Young		80
Classroom Language		81
Self-Assessment		82



Unit 1

What does she look like?

A

Let's Listen and Say



1

Good morning, Peter.
Nice to see you again.

阳光小学

Good morning, Lingling.
Nice to see you, too.

2

We have a new Chinese teacher this year.

What does she look like?

3

I guess she's tall and has long hair. She has a round face and big eyes.

4

She's not tall. She has short hair.

But she's beautiful.

But I think she's short. She has short hair and small eyes.

B Let's Learn




C Let's Practise

What does he/she look like?

He/She is tall.

He/She has small eyes.

My Chinese teacher is Mr Yang.


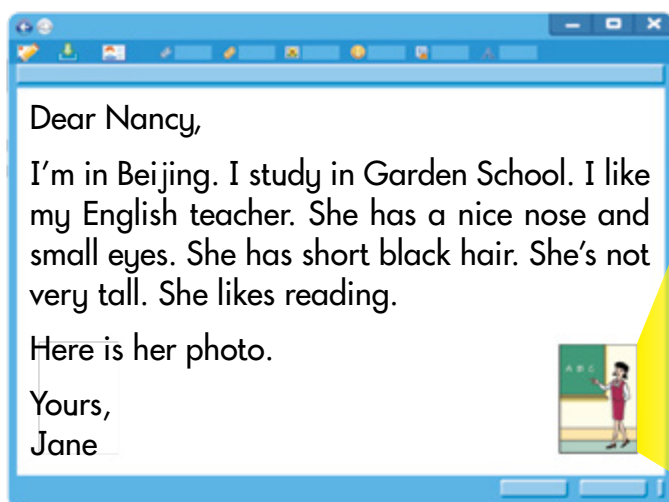

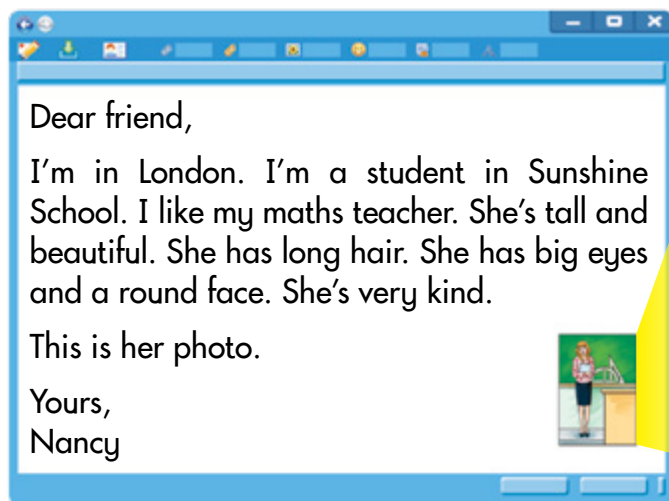


He's tall. He has small eyes and...

What does he look like?

That's Mr Yang.

D Let's Read



What does she look like?

	Face	Hair	Nose	Eyes
Nancy's maths teacher				
Jane's English teacher				

E Let's Write

Write about your English teacher.

1. What's your English teacher's name?

My English teacher's name is _____.

2. What does your English teacher look like?

He/She is _____.

He/She has _____ hair.

He/She has _____ face.

He/She has _____ eyes.

F Let's Have Fun

Let's rhyme.

Michael is nice and tall.

He plays in the hall.

He plays football.

He plays basketball.

Michael is our teacher.

We listen to his call.



Unit 2 I'd like a hamburger

A Let's Listen and Say



B

Let's Learn



hamburger



sandwich



Coke



fish



chicken




beef

C

Let's Practise













What would you like?		
I'd like	a hamburger	, please.
	some fish	



D Let's Read

It's lunch time. The children would like some food and drinks for lunch. What would they like?

 Tom	I'm hungry. I'd like some fish and beef. I'd like two sandwiches and some coffee.	<input type="checkbox"/>		
	 Amy	I'm not very hungry. I'd like a hamburger and some fish. I'd like a cup of tea.	<input type="checkbox"/>	
		 Mike	I'd like some chicken and a Coke.	<input type="checkbox"/>
			<input type="checkbox"/>	
	<input type="checkbox"/>			
		<input type="checkbox"/>		
		<input type="checkbox"/>		
		<input type="checkbox"/>		
Tom: ✓ Amy: ○ Mike: △				

Fill in the form.

Name	Food	Drink
Tom		
Amy		
Mike		

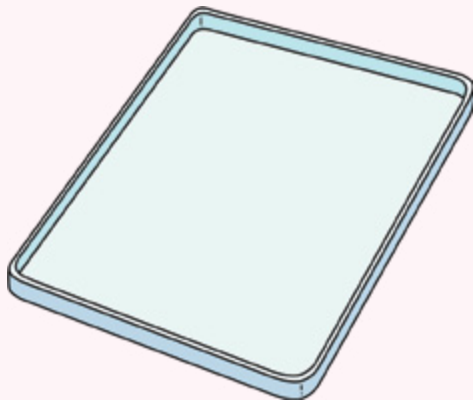
E Let's Write



Write and draw.

What would you like for lunch?

Draw here:



F Let's Have Fun



Look at these pictures. They tell us a story.



Put the sentences in order.

- ☐ Dino takes one lick and finishes all the ice cream.
- ☐ Tim is unhappy. Now he has no ice cream!
- ☐ Tim is eating a delicious ice cream.
- ☐ Dino asks for some and Tim agrees.

Unit 3

Do you want some rice?

A Let's Listen and Say

The children are having lunch in Dongdong's home.



B Let's Learn



breakfast



lunch



dinner



soup



vegetables



tomato



potato

C Let's Practise

Do you want some soup?

Yes, please.

No, thank you.

<p>1</p> <p>Do you want some soup, Benny?</p> <p>No, thank you.</p>	<p>2</p> <p>Do you want some noodles, Benny?</p> <p>Yes, please.</p>
---	--



Lingling has dinner with her father and mother. Her dog sits under the table. "Do you want some noodles, Lingling?" her mother asks. "Yes, please, Mum." Her mother gives her some noodles, and she gives some to her dog. The dog is happy.

"Do you want some pepper?" her father asks. "Yes, Dad. Thank you," Lingling says. And her father gives her some pepper. She gives some to her dog. The dog is not happy.

Answer the questions.

1. Where is Lingling's dog?

2. Does her dog like the noodles?

3. Does her dog like the pepper?

E

Let's Write



1

I want some _____.

Here you are.

2

_____ some more, please.

Here you are.

3

Do you _____?

Yes, please.

4

Mmm... It's nice!

F

Let's Have Fun



Role play. Place your order.

What would you like?

I'd like rice, chicken and vegetables, please.

Let's Know More



Meals



Breakfast is the morning meal.



Lunch is the midday meal.



Dinner is the evening meal.

Breakfast is very important for us.



A Chinese breakfast



A Western breakfast

People often have lunch at school or at work.



A Chinese lunch



A Western lunch

At dinner, a family can sit together to have a meal.



A Chinese dinner



A Western dinner


Assessment I

A Listen and tick

1.



2.



3.



4.



B Listen and match

1.



2.



3.



4.



5.



David

Mr Yang

Alice

May

Mr Li

C Read, choose and write

- | | |
|---------------------------------------|--------------------------|
| A. Would you like something to drink? | B. How much is it? |
| C. I'd like some milk, please. | D. I'd like a hamburger. |

Tim and Dino feel hungry. They go into a restaurant.

Waitress: Good afternoon. Can I help you?

Tim: _____

Waitress: How about you, Dino?

Dino: I'd like some cakes.

Waitress: _____

Tim: I'd like a glass of orange juice.

Dino: _____

Tim: _____







Waitress: It's twenty *yuan*.






Waitress: Here's your food.

Tim and Dino: Thank you.



D Read and write

Daily Menu Plan

Breakfast





I'd like some _____.

Lunch

I'd like some _____.

Dinner

I'd like some _____.

E I can do it

Draw a 😊 if you can do it. Draw a ☹️ if you can't.

1. Tell others what your teachers look like.

My Chinese teacher has big eyes.



2. Order food and drinks.

I'd like some fish and soup, please.



F I like to do it

Draw a 😊 if you like to do it. Draw a ☹️ if you don't.

1. Ask politely for what you want.

Can I have some noodles, please?



2. Rhyme and act.



Unit 4

Can I use your pencil, please?

A

Let's Listen and Say



1 Excuse me.

Yes?

2 Can I use your pencil, please?

Yes. Here you are.

3 Can I use your ruler, please?

Thank you.

You're welcome.

4

5 Can I use your English book, please?

Peter, where are your things?

6 They're in my schoolbag.

Where's your schoolbag?

At home.

B Let's Learn



C Let's Practise

Can I use	a pencil	, please?
	your pencil	
Yes. Here you are.		

<p>1</p> <p>Benny, please clean the blackboard.</p> <p>Can I use an eraser, please?</p>	<p>2</p> <p>Here you are.</p> <p>Thank you.</p>	
<p>3</p> <p>Lingling, please draw a line.</p> <p>Can I use your ruler, please?</p>	<p>4</p> <p>Here you are.</p> <p>Thank you.</p>	

D Let's Read

Read and number.

1. David wants to make a kite.
2. "Can I borrow a pencil, Amy?" he asks.
3. "Can I have some glue, Jane?" he asks.
4. "Can I use your markers, Lily?" he asks.
5. "Can we look at your kite, David?"
6. "It's a nice kite," Jane says.



E Let's Write



Look and write.

1. Mary wants to paint a beautiful girl.
2. "Can I use a brush?" she asks.
3. "Can I use some _____?"
4. "Can I _____?"
5. "Can we look at your picture?"
6. "Oh, it's _____."



F Let's Have Fun



Match each picture to the correct question.

Can I use your pen, please?



Can I use your scarf, please?



Can I look at your picture, please?



Unit 5

Can I have a pet?

A Let's Listen and Say



Yes. You can have a rabbit.

2



No. You may have a cage for it.

It's lovely. Can I hold it?

Sure!

B Let's Learn



rabbit



pet



basket




hold

C Let's Practise

Can I have a cat?

Yes, you can.

No, you can't.



D Let's Read

This is a pet shop. "Can I have a pet, Dad?" Jane asks. "Yes, you can," her father says. Jane chooses a beautiful parrot. She and her father go home with the parrot. They are very happy.



The parrot can talk. He talks to Jane every day. But he is not nice to Jane's mother. Her mother is not happy. "Can you take it back to the pet shop?" She asks Jane.

True or false?

1. Jane wants a pet shop.
2. Jane likes the parrot.
3. The parrot is very beautiful.
4. The parrot can talk.
5. Jane's mother likes the pet.



E Let's Write

Jane's mother does not like the parrot. What will Jane do then?

She will take the parrot back to the pet shop. She will say to the shopkeeper,

" _____
_____ "

She will talk to her mother. She will say to her mother,

" _____

_____ "

She will talk to her father. She will say to her father,

" _____

_____ "

F Let's Have Fun

Sing together.

The Doggie in the Window

$1=C \frac{3}{4}$

5 | $\dot{1}$ 5 3 | 1 \cdot 6 5 3 | 5 2 - | 2 - 5 | 7 6 5 |

How much is that dog-gie in the win - dow? The one with the

4 7 6 | 5 - - | 5 - 5 | $\dot{1}$ 5 3 | 1 \cdot 6 5 3 |

wag - gly tail.

How much is that dog - gie in the

5 2 - | 2 - 5 | 7 6 5 | 4 3 2 | 1 - - :||

win - dow ?

I do hope that dog-gie's for sale.

Unit 6

Which one do you want?

A Let's Listen and Say



1 Can I have a new raincoat?

2 Which one do you want, a long one or a short one?

3 Yes, dear.

4 A short one, please.

5 Which one do you want, the thick one or the thin one?

6 These are nice. Which one do you want, the yellow one or the red one?

7 The thick one, please.

8 The red one, please.

9 How much is this raincoat?

10 Good. Can I have it, please?

11 It's fifteen *yuan*.

12 Sure.

B

Let's Learn



raincoat



jacket



umbrella



clothes



new



old




thick



thin

C

Let's Practise



Which one do you want?

I want

the big one.

the small one.



Which one do you want?



I want the big one.



D Let's Read



Zhou Jie has new clothes.
But he doesn't like some of them.
The coat is too long.
The cap is too big.
The scarf is too short.
He likes the jeans and the shoes.
They're very cool and nice.

Liu Li has new clothes, too.
The coat is nice and thin.
The hat is pretty.
The skirt is beautiful.
But she doesn't like the shoes.
They're too big.



Answer the questions.

1. Whose cap is too big?

2. Whose coat is nice and thin?

3. What does Liu Li not like?

4. What does Zhou Jie like?

E Let's Write



Write about Dick's new clothes.

I have a big hat.

My coat is _____.

The scarf is _____.

My shoes are _____.

I like my _____.

They are _____.



F Let's Have Fun



Sing together.

Edelweiss

1=D $\frac{3}{4}$

3 - 5 | 2 - - | 1 - 5 | 4 - - | 3 - 3 | 3 4 5 | 6 - - | 5 - - |

E - del - weiss, E - del - weiss, eve - ry mor - ning you greet me.

3 - 5 | 2 - - | 1 - 5 | 4 - - | 3 - 5 | 5 6 7 | 1 - - | 1 - - |

Small and white, clean and bright, you look hap - py to meet me.

2 0 0 5 5 | 7 6 5 | 3 - 5 | 1 - - | 6 - 1 |

Blo - ssom of snow may you bloom and grow, bloom and

2 - 1 | 7 - - | 5 - - | 3 - 5 | 2 - - | 1 - 5 | 4 - - |

grow fo - re - ver. E - del - weiss, E - del - weiss,

3 - 5 | 5 6 7 | 1 - - | 1 - 0 :|

bless my home - land fo - re - ver.

Let's Know More



My pet



Mr Wang lives in Beijing. He has a pet bird. It is a *Huamei*. It is lively and can sing a beautiful song. Mr Wang takes his bird to the park every morning.



Tina lives in New York. She has a pet dog. Her little dog has many nice clothes and a nice bed. Tina often takes her dog for a walk in the park.



Alan lives in Australia. He has a pet pony. A pony is a small horse. Alan cleans and feeds his pony and learns to ride it every day.

In England, Carrie has a lamb as her pet. A lamb is a baby sheep. The lamb is two months old. Carrie and her brother feed it with milk and often play with it.




Assessment II

A Listen and tick ✓

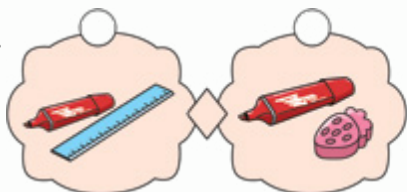
1.




2.




3.



4.



B Listen and match



C Read and choose

A.



B.



C.



D.



E.



F.



- | | |
|---|--|
| 1. Dino wants to borrow Lingling's scarf. | |
| 2. The girl is holding a rabbit. | |
| 3. The maths teacher has a yellow sweater. | |
| 4. Can I use your ruler, Fangfang? | |
| 5. The boy likes his jacket and shoes. | |
| 6. Jane and her father go home with a parrot. | |

D Read and write



Today is Alice's birthday. She is very _____. Alice has new clothes. Her T-shirt is _____. Her skirt is _____. Her shoes are _____. Alice looks beautiful today.

E I can do it

Draw a 😊 if you can do it. Draw a ☹️ if you can't.

1. Borrow things from others.

Can I use your pen?



Yes. Here you are.



2. Talk about what you can have.

You can have a rabbit.



F I like to do it

Draw a 😊 if you like to do it. Draw a ☹️ if you don't.

1. Say what things you want.

Which coat do you want?



I want the short one.



2. Sing songs *The Doggie in the Window* and *Edelweiss*.



Unit 7

What time do you get up?

A

Let's Listen and Say



<p>1</p> <p>Hi, can I ask you some questions?</p> <p>Yes.</p>	<p>2</p> <p>What time do you get up?</p> <p>I get up at 6:50.</p>
<p>3</p> <p>I have breakfast at 7 o'clock.</p> <p>What time do you have breakfast?</p>	<p>4</p> <p>What time do you go to school?</p> <p>I go to school at 7:30.</p>
<p>5</p> <p>What time do you have English?</p> <p>I have English at 9:20.</p>	<p>6</p> <p>What time do you go home?</p> <p>I go home at 4:00 p.m.</p>
<p>7</p> <p>What time do you go to bed?</p> <p>I go to bed at 9:30 p.m.</p>	<p>8</p> <p>Here you are. This timetable is about your day.</p>

B

Let's Learn



get up



go to bed



computer lesson



PE



art




music



maths

C

Let's Practise



What time do you get up?

I get up at 6:30.

Zhenzhen, what time do you have your computer lesson?

1

I have my computer lesson at 9 o'clock.



Jane, what time do you have your dinner?

2



I have dinner at 7:00 p.m.



D Let's Read

Mary's father gets up at 6 o'clock. He drives to work at 7 o'clock. He eats breakfast in his office at 7:40 a.m. After that, he reads his letters. At 9:00 a.m., he begins to work on his computer. He has lunch in the dining hall at 12:00 p.m. He does not have a rest. He works on his computer again at 1:30 p.m. He works the whole afternoon till 6:30 p.m. He has his dinner in the office. He works again at 7:00 p.m. He goes home at 11:00 p.m. He reads for about twenty minutes. He usually goes to bed at 11:40 p.m. He works too hard!

Number the pictures.





Let's Write



Mary wants you to write a new timetable for her father and tell him, "Don't work too hard!"

Time	What to do	Time	What to do
6:30 a.m.		2:00 p.m.	
7:30 a.m.		5:00 p.m.	
9:00 a.m.		8:30 p.m.	
10:00 a.m.		10:30 p.m.	



Let's Have Fun



Do a survey in groups. Ask what they usually do.

Name	What do you usually do?	
	7:30 a.m.	
	12:30 p.m.	
	7:30 a.m.	
	12:30 p.m.	
	7:00 p.m.	
	9:00 p.m.	
	7:00 p.m.	
	9:30 p.m.	

Unit 8

Lingling helps her parents

A Let's Listen and Say

Lingling often helps her parents at home.

Her mother makes the bed.
She helps her.



Her mother irons the clothes.
She helps her.



Her father cleans the windows.
She helps him.



Her mother cooks a meal.
She helps her.



She waters the plants. Her father helps her.



B Let's Learn



make the bed



iron the clothes



clean the windows



cook a meal



wash the vegetables



water the plants

C Let's Practise

What do you do at home?	
I	help my mother.
	water the plants.

What do you do at home?



I water the plants.



What do you do at home?

NAME: _____

CLASS: _____

GRADE: _____

DATE: _____

1. water the plants

2. _____

3. _____

4. _____






D Let's Read

Every child in Sunshine School helps his parents at home. I want to be a good child, so I help my parents every day.

My mother irons the clothes. I help her. My father waters the plants. I help him. I make the bed and sweep the floor. I often help Mum when she cooks. We work together and we are happy.



What does Lanlan's family usually do at home?

						
Lanlan's mother						
Lanlan's father						
Lanlan						

E Let's Write

How do you help your parents? Tell us about it.



Monday

My mother washes the dishes. I help her .



Tuesday



Wednesday



Thursday

F Let's Have Fun

Let's chant.

Come and help me to clean the house. Clean the house!
Come and help me to clean the house.
Let's clean the house together.

Come and help me to cook the meals...

Come and help me to make the bed...

Come and help me to sweep the floor...



Unit 9

What's your hobby?

A

Let's Listen and Say



1 What's your hobby, Peter?

2 I like taking photos.

3 What's your hobby, Lingling?

My hobby is reading.

4 What do you like? Guess!

5 Do you like playing chess?

No, I don't.

6 I like collecting old photos.

B Let's Learn



collecting stamps



collecting old photos



collecting storybooks



playing chess



playing the violin



taking photos

C Let's Practise

What's your hobby?

My hobby is

I like

reading.

1 I like reading. What's your hobby, Benny?

Tony	Linda	Jane	Benny

2 What's your hobby, Jane? I like swimming.

Tony	Linda	Jane	Benny
			reading

3

Tony	Linda	Jane	Benny
collecting stamps		swimming	reading

4 What's Tony's hobby? He likes collecting stamps.

D Let's Read



I am Tom. Everyone in my family has a hobby. My father likes collecting stamps and he has a lot of stamps from other countries. My mother likes reading. She collects books.

My grandpa has many old clocks and watches. He likes collecting old things. Grandma likes vases. She collects many old vases. I like stickers. So you can see books, stamps, clocks, watches, vases and stickers in my house.

Tom's family member	Hobby
Grandpa	
Grandma	
Father	
Mother	
Tom	

True or false?

1. Tom likes stamps.
2. Tom's mother likes books.
3. Tom's grandpa likes vases.
4. Tom's father only has Chinese stamps.

☐
☐
☐
☐

E Let's Write



HOBBY SHOW

Everyone in our group has a hobby.

Mike likes _____.

Mary loves _____.

Lily's hobby _____.

Lingling likes _____.

_____ is
Dongdong's hobby.

Do you know my hobby? I like
_____.




Mary



Lingling



Dongdong



Mike



Lily



F Let's Have Fun



Let's chant.

Paul is big and tall.
Saul is short and small.
Their only hobby
Is playing basketball.
They often throw the ball
Over the wall.





Interesting hobbies



Zhang Li has a special hobby. She likes Chinese paper cutting. It is a special Chinese art.



Diana lives in Canada. She likes making clothes. She can make clothes for her doll.



In Australia, many children keep a pet as a hobby. Matt likes pets. He has a small white parrot.



Dave lives in England. His hobby is collecting stamps. He has stamps from many countries.

Assessment III

A Listen and circle

1. A.



B.



C.



2. A.



B.



C.



3. A.



B.



C.



B Listen and number



C Read, draw and match

1. — It's 10:15.
— Let's have our English lesson.



2. — What time do you get up?
— I get up at 7:00.



3. — Oh, it's 4:35.
— Let's go home.



4. — It's half past seven. Mum, I'm hungry.
— Let's have dinner.



5. — What time do you go to bed?
— I go to bed at 9:00.



D Look, read and write



1. They _____ at 10:00.

2. Anne likes _____.




3. Peter's mother is cooking.
Peter _____.

E I can do it

Draw a 😊 if you can do it. Draw a ☹️ if you can't.

1. Talk about your timetable.



2. Ask your friends about their hobbies.



F I like to do it

Draw a 😊 if you like to do it. Draw a ☹️ if you don't.

1. Talk about housework.



2. Chant and act.



Unit 10

What does that sign mean?

A Let's Listen and Say



Lingling and Mingming are at the cinema.

No, Mingming!

The sign means "Visitors do not go in".

1

2

3

What does that sign mean?

EXIT

4

It means "You can go out from there".

What does that sign mean?

5

It means "Do not use a mobile phone".

B Let's Learn



Do not use a mobile phone.



Do not talk.



Do not fish.



Do not pick flowers.



Do not smoke.



Do not spit.

C Let's Practise

Do not	smoke.
	talk.

Match and say.

1.



2.



3.



4.



5.



6.



Do not park here.



Do not spit.



Do not smoke here.



Do not turn left.



Do not eat or drink here.



Do not use a mobile phone.



D Let's Read



It's Saturday. Tim cycles to town with Dino. They go to a carpark. Tim looks for a toilet. Tim wants to park his bicycle, but he sees a sign. It says "No bicycles".

They then cycle to a park. There are a lot of pretty flowers there. Dino wants to pick one. But they see a sign. It means "No picking flowers". Dino cannot pick a flower.

They go to a cinema. They see a sign. It says "No pets". "Am I a pet?" Dino asks. "No. You're my friend," Tim answers.

True or false?

1. Dino cycles with Tim. ☐
2. Dino wants to pick flowers. ☐
3. Dino goes to a cinema. ☐
4. Dino thinks he is a pet. ☐
5. Tim thinks Dino is a pet. ☐

What do the signs mean?







E Let's Write

Tim and Dino go back home. Dino draws four signs.

The four signs mean:

1. _____.
2. _____.
3. _____.
4. _____.



F Let's Have Fun

Please draw four signs and write the meaning of each.

Sign 1

It means

_____.

Sign 2

It means

_____.

Sign 3

It means

_____.

Sign 4

It means

_____.

Unit 11 I'm sorry

A Let's Listen and Say

1

Excuse me. What are you doing here?

It's noisy.

We're singing.

2

It's late. Please don't sing so loudly!

Are you happy?

Yes. We are very happy.

But you're making a lot of noise!

3

Look! They're unhappy and angry.

I'm sorry.

B

Let's Learn



happy



proud



excited



sorry



angry




sad



shy

C

Let's Practise



I'm	sorry.
I feel	



shy

happy

proud

angry

sorry

I feel proud.



D Let's Read

Anne has a very thick book. It's a big storybook. She feels proud. She reads a story every evening.

Sometimes she tells the story to Lingling and they're happy. She wants to read the story to her dog. But the dog isn't happy. He goes away to watch TV. Anne feels very angry.

Miss Li wants Anne to tell a story to the whole class. Anne feels very excited. Now she's standing before the class, but she feels shy.

Number the pictures.



Finish the sentences.

1. Anne has a big storybook, so she feels _____.
2. Anne reads the storybook to her dog, but the dog _____.
3. The dog likes watching TV. Anne feels _____.
4. Anne is standing before the class. She _____.



Let's Write



You see your good friend. How do you feel?

I feel _____.

You have a nice picture, but your dog makes it dirty. How do you feel?

I feel _____.

Your friend has a beautiful picture, but you make it dirty. How do you feel?

I feel _____.

Draw here!



Let's Have Fun



Sing together.

The Happy Song

1=C $\frac{4}{4}$

5 5 | 1 1 1 1 1 1 7 1 | 2 0 0 5 5 |

If you're hap-py and you know it, clap your hands! (Clap, clap) If you're

2 2 2 2 2 2 1 2 | 3 0 0 3 3 |

hap-py and you know it, clap your hands! (Clap, clap) If you're

4 4 4 4 6 6 4 4 | 3 3 3 2 1 1 3 3 |

hap-py and you know it, and you real-ly want to show it. If you're

2 2 2 1 7 5 6 7 | 1 0 0 :||

hap-py and you know it, clap your hands! (Clap, clap)

Unit 12 The Spring Festival

A Let's Listen and Say



The Spring Festival is an important festival in China. People go home to join their families. Mrs Zhang is very busy. She's cooking for her family and relatives. All of her relatives meet at her house for dinner on the eve of the Spring Festival. They have a big and delicious meal together. This is the reunion dinner.

Children enjoy the Spring Festival most. They wear new clothes. They get red packets from their parents and relatives. In the evening, they light firecrackers. During the day, they watch lion dances. They have great fun.

B Let's Learn



eve of the Spring Festival



a family reunion dinner



firecrackers



red packet



lion dance

C Let's Practise

Children	wear new clothes.
	get red packets.

What do you do during the Spring Festival? Talk with your friends.

Do you get red packets?



Yes, I do.



I get red packets from my parents and relatives.

D Let's Read

It is the Spring Festival. We also call it the Lunar New Year. People buy flowers and put them in their homes. They cook delicious food for the family. They also light firecrackers. When friends meet, they wish each other happiness and good luck. Their guests have nice food and drinks. The older people give red packets to the children.



What do people do during the Spring Festival?

They buy _____.
They give _____.
They cook _____.
They light _____.

True or false?

During the Spring Festival,

1. people light firecrackers.
2. people have good food and drinks.
3. people grow flowers at home.
4. children get red packets.

<input type="checkbox"/>
<input type="checkbox"/>
<input type="checkbox"/>
<input type="checkbox"/>



Let's Write



Read the questions. Write about your Spring Festival.

DURING THE SPRING FESTIVAL

1. Do you usually sing and dance?
2. Do you usually have a party with your friends?
3. Do you usually have a big dinner?
4. Do you visit your friends or relatives?
5. Do you stay at home and play games?
6. Do you enjoy yourself?

During the Spring Festival we usually _____



Let's Have Fun



Let's chant.

It's a time of joy.
 It's a time to enjoy.
 "Gongxi!" "Gongxi!" we will say
 To each other in this way.
 Happy songs we hear,
 Songs of joy from far and near.



Let's Know More



During the Spring Festival



There are
spring flowers
in my home.



I paste the
paper-cuts
on windows.



At night,
I light up
two big, red
lanterns.



We can
enjoy the
fireworks.



My parents
give me some
lucky money.
I'm so happy!



Assessment IV

A Listen and number



B Listen and circle

1. A.



B.



C.



2. A.



B.



C.



3. A.



B.



C.



C Read and choose



- | | |
|---|--|
| 1. Lingling's family is busy on the eve of the Spring Festival. | |
| 2. They are excited. | |
| 3. Do not fish. | |
| 4. They have a big and delicious meal together. | |
| 5. Do not spit. | |
| 6. She gets a red packet from her mother. | |

D Read, choose and write

welcome dinner shopping food




The Spring Festival is a big festival in China. Before the day of the festival, people are busy _____ and cleaning. On the Eve, there is a big family _____. People have good _____ and drinks. After dinner, all the family stay up late to _____ the New Year. On the first day of the New Year, people wear new clothes to visit their relatives and say "Happy New Year" to each other.

E I can do it

Draw a 😊 if you can do it. Draw a ☹️ if you can't.

1. Tell others about the signs.



2. Talk about the Spring Festival.



F I like to do it

Draw a 😊 if you like to do it. Draw a ☹️ if you don't.

1. Say how you feel.



2. Sing *The Happy Song*.



Let's Read More

Stories from Around the World




The Story of Nian

This is a story from the old days in China. People say there is a monster. It has strong arms to catch people. It has a big mouth and sharp teeth to eat them. They call it, *Nian*. Everyone is afraid of it. At night, the people close all their doors and windows.

One day, a teacher says, "Listen to me. *Nian* is afraid of the red colour. Let's put red paper on our doors, windows and walls. We can also make lots of firecrackers."

At that night, *Nian* comes. It sees red lanterns at every home. The people light firecrackers. The noise makes *Nian* so afraid. It runs away and doesn't come back again. The people are happy. They call that day their New Year.



▲ Everyone is afraid of the monster.

Activity

Draw and colour a picture of *Nian*. Tell us about your monster.

- How many legs does it have?
- How many hands? How many eyes? How many noses?
- Does it have any hair?

Guess, Check
and Learn

monster | sharp | afraid | close | lantern

Let's Read More



Stories
from
Around
the
World



A Big Fire

On a farm, a duck feels cold. It makes a small fire to keep warm. On the grass, a rabbit feels cold, too. It comes to sit by the fire with the duck.

"This fire is too small. Let's make it big. We will be warm," says the rabbit. The fire asks, "Do you want a big fire?" The two animals say, "Yes!"

A monkey is sitting in a tree. It tells them, "Don't listen to the fire!"

They don't listen to him. They make the fire big. Soon the fire gets too big. The grass is on fire. The farm is on fire. The monkey jumps away, but the duck and the rabbit cannot run away.

The lesson in the story is, "A small fire makes you warm. A big fire makes you run."



▲ A big fire makes you run.

Activity

Fire can do good and bad things. Write G for the good things. Write B for the bad things.


☐

☐

☐

☐

Guess, Check
and Learn

fire | keep warm | is on fire

Word List I

Unit 1

tall	高的
long	长的
round	圆的
short	短的; 矮的
young	年轻的
old	年老的

Unit 2

hamburger	汉堡包
Coke	可乐
food	食物
sandwich	三明治
fish	鱼; 鱼肉
chicken	鸡; 鸡肉
beef	牛肉

Unit 3

lunch	午餐
soup	汤

vegetable	蔬菜
breakfast	早餐
dinner	晚餐; 正餐
tomato	西红柿
potato	土豆

Unit 4

use	用; 使用
excuse me	请原谅; 打扰了
English	英语; 英语的
thing	东西; 事物
borrow	借
Chinese	中文; 中文的; 中国的; 中国人的
dictionary	字典
eraser	橡皮擦; 黑板擦
marker	记号笔
glue	胶水

Unit 5

pet	宠物
-----	----

rabbit	兔子
basket	篮子
lovely	可爱的
hold	拿着；握着
sure	当然；的确

Unit 6

which	哪一个
raincoat	雨衣
thick	厚的
thin	薄的
jacket	夹克
umbrella	雨伞
clothes	衣服；衣物
old	旧的

Unit 7

get up	起床
go to bed	上床睡觉
timetable	时间表

computer	电脑
lesson	课
PE	体育
art	美术
maths	数学

Unit 8

parent	父亲；母亲
make	整理（床铺等）
iron	熨烫
clean	把……弄干净
meal	一餐
water	给……浇水
plant	植物
wash	洗

Unit 9

hobby	爱好
take	拍(照)；摄(影)
photo	照片

chess	象棋
collect	收集
stamp	邮票
storybook	故事书
violin	小提琴

Unit 10

sign	标志
mean	表示……的意思
talk	说话
fish	钓鱼
pick	摘
smoke	吸烟
spit	吐痰

Unit 11

sorry	抱歉的；难过的
noisy	嘈杂的；喧闹的
loudly	大声地
make	制造；制作

noise	噪音
angry	生气的；发怒的
unhappy	不快乐的
proud	自豪的
excited	兴奋的
sad	悲伤的
shy	害羞的

Unit 12


the Spring Festival	春节
house	房子
eve	前夜
delicious	好吃的
reunion	团聚
enjoy	喜爱；享受
get	得到；收到
packet	小包
firecracker	爆竹；鞭炮
lion dance	舞狮
great	巨大的；强烈的
fun	乐趣

Word List III

(注:黑体单词要求学生能听、说、认读;白体单词只作听、说要求)

Unit		Page
A		
2	a cup of	一杯 7
9	a lot of	许多 43
2	about	关于; 对于 5
7	after	在……之后 35
12	also	也 59
11	angry	生气的; 发怒的 53
7	art	美术 34
11	away	远离 55

B			
5	back	往回；回原处	23
5	basket	篮子	21
2	beef	牛肉	6
11	before	在……面前	55
10	bicycle	自行车	51
4	blackboard	黑板	18
4	borrow	借	18
3	breakfast	早餐	10

			
5	cage	笼子	21
12	call	把……叫做	59
10	carpark	停车场	51
9	chess	象棋	41
2	chicken	鸡; 鸡肉	6
1	Chinese	中文; 中文的; 1 中国的; 中国人的	

Unit			Page
5	choose	挑选; 选择	23
10	cinema	电影院	49
4	clean	把……弄干净	18
6	clothes	衣服; 衣物	26
2	Coke	可乐	5
9	collect	收集	41
7	computer	电脑	34
10	cycle	骑自行车	51

D			
3	dad	爸爸	11
2	delicious	好吃的	8
4	dictionary	字典	18
7	dining hall	餐厅; 饭厅	35
3	dinner	晚餐; 正餐	10
11	dirty	脏的	56
8	dish	盘; 碟	40
2	drink	饮料	7
7	drive	驾驶	35
12	during	在……期间	57

E			
12	each other	互相	59
1	English	英语; 英语的	3
12	enjoy	喜爱; 享受	57
4	eraser	橡皮擦;	18
		黑板擦	

Unit		Page
12	eve	前夜 57
5	every	每个的; 23 每一的
11	excited	兴奋的 54
4	excuse me	请原谅; 17 打扰了

F

11	feel	感觉; 觉得 54
12	firecracker	爆竹; 鞭炮 57
2	fish	鱼; 鱼肉; 6 钓鱼
8	floor	地板 39
2	food	食物 5
12	fun	乐趣 57

G

12	get	得到; 收到 57
7	get up	起床 33
3	give	给 11
4	glue	胶水 18
7	go to bed	上床睡觉 33
12	great	巨大的; 57 强烈的
9	group	小组 44
12	grow	栽种; 种植 59
12	guest	客人 59

H

2	hamburger	汉堡包 5
----------	------------------	--------------

Unit		Page
12	happiness	幸福; 快乐 59
7	hard	努力地 35
12	hear	听见 60
8	him	他(宾格) 37
9	hobby	爱好 41
5	hold	拿着; 握着 21

I

12	important	重要的 57
8	iron	熨烫 37

J

6	jacket	夹克 26
6	jeans	牛仔裤 27

K

4	kite	风筝 19
---	------	-------

L

7	lesson	课 34
12	light	点着; 点燃 57
12	lion dance	舞狮 57
1	London	伦敦 3
1	long	长的 1
11	loudly	大声地 53
5	lovely	可爱的 21
12	luck	运气; 命运 59
12	lunar	农历的 59
2	lunch	午餐 7

Unit		Page
M		
4	make	制造; 制作; 整理 (床铺等) 19
4	marker	记号笔 18
1	maths	数学 3
8	meal	一餐 37
10	mean	表示……的意思 49
7	minute	分钟 35
1	Mr	先生 2
3	Mrs	夫人; 太太 9

N		
11	noise	噪音 53
11	noisy	嘈杂的; 喧闹的 53

O		
7	office	办公室 35
8	often	经常 37
1	old	年老的; 旧的 2
6	or	或者; 还是 25
2	order	次序; 顺序 8

P		
12	packet	小包 57
8	parent	父亲; 母亲 37
10	park	停车; 公园 50
5	parrot	鹦鹉 23
12	party	聚会 60

Unit		Page
7	PE	体育 34
3	pepper	胡椒粉 11
5	pet	宠物 21
1	photo	照片 3
10	pick	摘 50
8	plant	植物 37
3	potato	土豆 10
6	pretty	漂亮的 27
11	proud	自豪的 54

R		
5	rabbit	兔子 21
6	raincoat	雨衣 25
12	relative	亲戚 57
7	rest	休息 35
12	reunion	团聚 57
1	round	圆的 1

S		
11	sad	悲伤的 54
2	sandwich	三明治 6
5	shopkeeper	店主 24
1	short	短的; 矮的 1
11	shy	害羞的 54
10	sign	标志 49
10	smoke	吸烟 50
11	sometimes	抱歉的; 难过的 55
11	sorry	不安的 53

Unit Page

3	soup	汤	9
10	spit	吐痰	50
9	stamp	邮票	42
12	stay	待; 留下	60
9	sticker	贴纸	43
9	storybook	故事书	42
1	student	学生	3
1	study	学习	3
5	sure	当然; 的确	21
8	sweep	扫; 打扫	39

T

9	take	拍(照); 摄(影)	41
5	talk	说话	23
1	tall	高的	1
12	the Spring Festival	春节	57
6	thick	厚的	25
6	thin	薄的	25
4	thing	东西; 事物	17
7	till	直到	35
7	timetable	时间表	33
8	together	在一起	39
10	toilet	洗手间; 马桶	51
3	tomato	西红柿	10
11	TV	电视; 电视机 (=television)	55

Unit Page

U

6	umbrella	雨伞	26
11	unhappy	不快乐的	53
4	use	用; 使用	17
7	usually	通常	35

V

9	vase	花瓶	43
3	vegetable	蔬菜	9
9	violin	小提琴	42
12	visit	拜访; 访问	60
10	visitor	访问者; 来宾	49

W

8	wash	洗	38
8	water	给……浇水	37
2	What about you?	你呢?	5
12	when	当……的时候	59
6	which	哪一个	25
7	whole	整个的; 全部的	35
12	wish	祝福; 祝愿	59
5	with	与……一起	23

Y

1	year	年; 岁	1
1	young	年轻的	2
12	yourself	你自己	60

Structures

(注：蓝体单词为五级词汇)

Unit 1



What does

he
she

look like?

He
She

is tall.
is young.
has a round face.
has long hair.

Unit 2



I'd like

a hamburger
a sandwich
some fish
some chicken

, please.



Structures



Unit 3

Do you want some rice, Peter?

Yes, please.
Thank you,
Mrs Chen.



Do you want

some rice?
some soup?
some vegetables?

Yes, please.
No, thank you.

Unit 4

Can I use your pencil, please?

Yes. Here you are.



Can I use your

English book
Chinese book
dictionary
eraser
marker
glue

, please?

Yes. Here you are.

Structures

Unit 5



Can I have

a **pet**?
a **rabbit**?
a **basket**?

Yes, you can.
No, you can't.

Unit 6



Which one do you want? I want

the **thick** one.
the thin one.



Structures



Unit 7

What time do you get up?

I get up at 6:50.



What time do you

get up?
have breakfast?
have your computer lesson?
go to bed?

I

get up
have breakfast
have my computer lesson
go to bed

at 6:50.
at 7:00.
at 9:20.
at 9:00.

Unit 8

Her mother cooks a meal.
She helps her.



Lingling's mother
Lingling's father

cooks a meal.
irons the clothes.
makes the bed.
waters the plants.
cleans the windows.

She helps

her.
him.

Structures

Unit 9

What's your hobby, Lingling?

My hobby is reading.



What's your hobby?

My hobby is

collecting stamps.
collecting old pictures.
collecting storybooks.
playing chess.
playing the violin.
taking photos.

Unit 10

The sign means "Visitors do not go in".



Do not

use a mobile phone.
talk.
fish.
pick flowers.
smoke.



Structures



Unit 11

I'm sorry.

I'm
I feel
We're

happy.
proud.
excited.
sorry.
angry.
sad.
shy.

Unit 12



The Spring Festival is an important festival in China.

People have a reunion dinner together.
Children wear new clothes.
Children get red packets.
They light firecrackers.
They watch lion dances.

Animals and Their Young

Animal

Its young

bear

cub

cat

kitten

cow

calf

deer

fawn

dog

puppy

duck

duckling

elephant

calf

fox

cub

frog

tadpole

goat

kid

horse

foal

kangaroo

joey

leopard

cub

lion

cub

sheep

lamb

tiger

cub

wolf

cub

duckling

duck




frog




tadpole

kangaroo



joey

cub



lion

Greetings

Good morning.

Good evening.

How are you?

Good afternoon.

Good night.

Hello/Hi!

Other Useful Expressions

Stand up, please.

Sit down, please.

Point to...

Show me...

Come here.

Listen to...

Any questions?

Clean the board, please.

Speak louder, please.

Can you repeat it, please?

Hand in your homework.

Raise your hand.

Look at...

Follow me.

Read it silently.

Tell me...

Do your work.

Now, let's play a game.

Work in pairs/groups.

Don't be shy.

Good, well done.

Great/Wonderful/Amazing!

Saying Goodbye

Class is over.

Bye!

See you!

See you again/tomorrow/next week.

Have a good time!

Self-Assessment




Very good!



OK!



Try hard!

Units	Results		
Unit 1	 ()	 ()	 ()
Unit 2	 ()	 ()	 ()
Unit 3	 ()	 ()	 ()
Unit 4	 ()	 ()	 ()
Unit 5	 ()	 ()	 ()
Unit 6	 ()	 ()	 ()
Unit 7	 ()	 ()	 ()
Unit 8	 ()	 ()	 ()
Unit 9	 ()	 ()	 ()
Unit 10	 ()	 ()	 ()
Unit 11	 ()	 ()	 ()
Unit 12	 ()	 ()	 ()