



YINGYU

# 英语

三年级上册



绿色印刷产品



物流码



定价：5.25元

批准文号：渝发改价格[2020]886号 举报电话：12315

义务教育教科书

英语

(三年级起点)

三年级上册

重庆大学出版社



义务教育教科书

# 英语

ENGLISH  
(三年级起点)

三年级上册




重庆大学出版社

This Book Belongs to:

自

画

像



Name \_\_\_\_\_

No. \_\_\_\_\_

Class \_\_\_\_\_

School \_\_\_\_\_





义务教育教科书

# 英语

(三年级起点)

## 三年级 上册

主 编 刘莉丽  
编 者 刘莉丽 刘寅齐 胡 琦  
      龚志维 黄 宇  
绘 画 赵 静  
音 乐 杨胜松

重庆大学出版社



英 语

三年级 上册

(三年级起点)

主 编 刘莉丽

责任编辑: 罗 亚 版式设计: 牟 妮

责任校对: 邹 忌 责任印制: 赵 晟

\*

重庆大学出版社出版发行

出版人: 饶帮华

社址: 重庆市沙坪坝区大学城西路21号

邮编: 401331

电话: (023) 88617190 88617185 (中小学)

传真: (023) 88617186 88617166

网址: <http://www.cqup.com.cn>

邮箱: [fxk@cqup.com.cn](mailto:fxk@cqup.com.cn) (营销中心)

全国新华书店经销

重庆升光电力印务有限公司印刷

\*

开本: 787mm × 1092mm 1/16 印张: 5.5 字数: 87千

2002年8月第1版 2012年6月第3版 2020年7月第39次印刷

ISBN 978-7-5624-6804-2 定价: 5.25元

---

本书如有印刷、装订等质量问题, 本社负责调换


版权所有, 请勿擅自翻印和用本书  
制作各类出版物及配套用书, 违者必究

# 致我的 朋友

当你打开这本书的时候，我们就是朋友了。让我们拉拉手，轻轻地说一声：“你好！”从此，我将牵着你的手，跟你一起走进英语学习的大门，去向小鸟学习唱歌，去跟蓝天白云对话，去了解一片迷人的新天地，去结识更多的新朋友。

我们将进入一个美好、神奇的儿童乐园。在这里，我们会融入种种奇妙的情景中，学唱英语歌和英语童谣，学做游戏和画画，还要演一些简单的英语小品，参加一些英语比赛。在这些活动中，你会自然地、愉快地学会说英语，并记住许多英语单词。

你会发现，英语课是你最喜欢的课程。你就是课堂的小主人。老师和同学一样，是一个平等的对话者。我敢肯定，你还会不时地拿起教鞭，神气十足地当起小老师。

你的英语说得那么棒，你的英语歌唱得那么美，你的出色表现，一定会得到老师的鼓励，同学们的赞美。在逐步提高英语听说能力的同时，你的英语读写能力也会得到初步的发展，从而为进一步的学习打好基础。那时候，你就能用英语跟“老外”交谈，用英语在超市购物，你还能用英语给外国小朋友写信，让他们和你一起分享成功和快乐吧！

当然，在学习中你也会遇到困难。但不要忘了，还有我这个朋友哦！我向你保证，我会永远帮助你、支持你。我们会永远在一起体验快乐，迸发热情，增长知识，健康成长。

嗨！你准备好了吗？

让我们开始吧！







**look**



**listen**



**say, talk**



**number, draw, link, match,  
trace, tick, write**



**practise, act, do, play, move**



**sing**



**cultural clips**



**point**



**count**



**circle**



**colour**



# Contents

	Page
<b>Unit 1</b> Hello, Miss Liu!	1
<b>Unit 2</b> Look, a Ball!	9
<b>Unit 3</b> What's Your Number?	17
Review 1	25
<b>Unit 4</b> What Colour Is It?	29
<b>Unit 5</b> It's a Lemon	37
<b>Unit 6</b> Happy New Year!	45
Review 2	53
<b>Words in Each Unit</b>	57
<b>Word List</b>	63
<b>Children's Garden</b>	66





# Our Friends



Mr. White



Hao Tian



Du Xiaomao



Miss Liu



Stanley



Gao Wendi



Lu Hua



Rex

Max






# Unit 1

# Hello, Miss Liu!

## Lesson 1

1. Look, listen and say   





## 2. Listen and number



## 3. Let's practise



Hi, Rex!



Hello, Lu Hua!



Good morning,  
Miss Liu!



## 4. Listen and sing



*Hello!*

1=F 3/4

$\underline{\dot{5}} \quad \underline{\dot{5}} \quad | \quad \underline{\dot{6}} \quad \underline{\dot{5}} \quad | \quad \underline{1} \quad | \quad \underline{\dot{7}} - \quad | \quad \underline{\dot{5}} \quad \underline{\dot{5}} \quad | \quad \underline{\dot{6}} \quad \underline{\dot{5}} \quad | \quad \underline{2} \quad | \quad 1 -$   
 Hel-lo! Hel-lo! Hel-lo! Hel-lo! Hel-lo! Hel-lo!

$\underline{\dot{5}} \quad \underline{\dot{5}} \quad | \quad \underline{\dot{5}} \quad \underline{3} \quad | \quad 1 \quad | \quad \underline{\dot{7}} \quad \underline{\dot{6}} \quad \underline{4} \quad \underline{4} \quad | \quad \underline{3} \quad \underline{1} \quad | \quad 2 \quad | \quad 1 -$   
 Hel-lo! Hel-lo, dear **Lu Hua!** Hel-lo! Hel-lo to you!

$\underline{\dot{5}} \quad \underline{\dot{5}} \quad | \quad \underline{\dot{6}} \quad \underline{\dot{5}} \quad | \quad 1 \quad | \quad \underline{\dot{7}} - \quad | \quad \underline{\dot{5}} \quad \underline{\dot{5}} \quad | \quad \underline{\dot{6}} \quad \underline{\dot{5}} \quad | \quad 2 \quad | \quad 1 -$   
 Good mor-ning to you! Good mor-ning to you!

$\underline{\dot{5}} \quad \underline{\dot{5}} \quad | \quad \underline{\dot{5}} \quad \underline{3} \quad | \quad 1 \quad | \quad \underline{\dot{7}} \quad \underline{\dot{6}} \quad \underline{4} \quad \underline{4} \quad | \quad \underline{3} \quad \underline{1} \quad | \quad 2 \quad | \quad 1 - 0 ||$   
 Good mor-ning, dear **Miss Liu!** Good mor-ning to you!

*Come on! Try to make new songs with Max, Rex... (来吧! 试试自己编新歌。)*

## 5. Listen and act





# Lesson 2

## 1. Look, listen and say



Mr. White



Hao Tian



Du Xiaomao



Gao Wendi



: Good afternoon,  
Hao Tian!

· Good afternoon,  
I'm Hao Tian.

:: I'm Gao Wendi.

:: Hi!

:: Hello!

:: Hi, Hao Tian!  
I'm Lu Hua.

## 2. Listen and number



## 3. Let's practise



Good afternoon,  
Miss Liu!



Good afternoon,  
Mr. White!



Good morning, ...



Hello! I'm...



Hello! I'm...

Good morning!  
I'm...




Hi! I'm...





#### 4. Draw and say



#### 5. Let's play



# Lesson 3

## 1. Listen and link



1



2



3



4



## 2. Talk with your friends



Hello!



...



Good morning!



...



Good afternoon!



...



Hi, I'm...



...



### 3. Look and match



Who is missing? \_\_\_\_\_

### 4. Cultural clips



#### Teachers' Day






# Unit 2

# Look, a Ball!

## Lesson 1

1. Look, listen and say   



· Look, a ball!

:Yes, it's a ball.

::Hi! I'm Gao Wendi.

::Hi! I'm He Ping.

::Nice to meet you.

::Nice to meet you, too.

Look, a dog!

No. It's a cat.



car

ball

cat

dog



## 2. Listen and trace



1



2



3



4



## 3. Let's practise



**4. Listen, say and do**



Hello! Hello! Dog!  
Meow! Meow! Meow!



Hello! Hello! Cat!  
Bow-wow! Bow-wow!



Nice to meet you!  
Croak! Croak! Croak!



Nice to meet you, too!  
Croak! Croak! Croak!



**5. Listen and act**



Open your books, please.



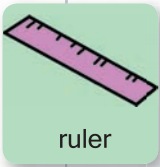



Close your books, please.



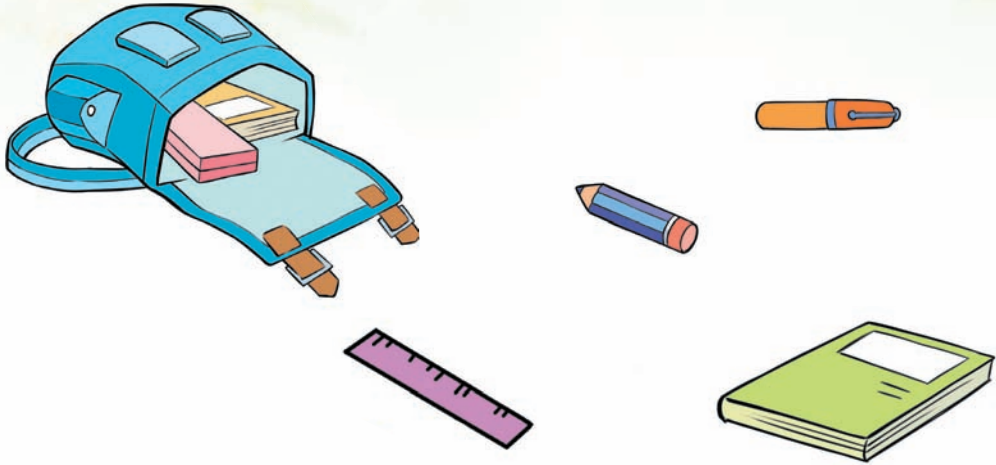
# Lesson 2

## 1. Look, listen and say






## 2. Listen and point



## 3. Let's practise





#### 4. Listen and do



Pen, pen, stand up.



Ruler, ruler, sit down.



#### 5. Let's play



Show me your book.

Here!

# Lesson 3

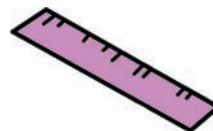
## 1. Listen and tick



1



2



3



4



## 2. Talk with your friends



Good afternoon, ...

...



Hello! Nice to meet you.

...



Look, a dog!

...



Look!  
It's a ball.

...





### 3. Look and match



dog



book

pen




car

ruler



ball

cat



pencil

What is missing? Draw and match.



### 4. Cultural clips



## China's National Day



I love you, China!



I love you, China!





# What's Your Number?

## Lesson 1

1. Look, listen and say   



· Number off, please.

:One.    ::Two.    :::Three.    :::Three.



:::Three?


:::Oh no. Four.




What's your number?



Three.

**2. Listen and point** 



**3. Let's practise** 

What's your number?

Number 4.

Come here.



Number 5, come here.



#### 4. Listen, say and do



One, two, show me a **cat**.  
Three, four, show me a **ball**.  
Five, six, show me a **pencil**.



Come on! Try to make new ones with **dog, ruler, pen...**

(来吧! 试试自己编新儿歌。)

#### 5. Listen and act



Class is over.  
Goodbye, class!



Goodbye,  
Miss Liu!

Bye-bye,  
Miss Liu!



Bye, Max.



See you!

See you,  
Miss Liu!





# Lesson 2

## 1. Look, listen and say



six



seven



eight



nine



ten



: Good afternoon, Hao Tian!  
How old are you?

:: Eight?

· Good afternoon!  
I'm Hao Tian.

:: I'm eight.

:: Yes.

· Hello! I'm Lu Hua.  
I'm nine years old.

: Thank you.

## 2. Listen and draw



1



2



3



4



5



## 3. Let's practise



How old are you?

I'm five.

I'm six years old.

How old are you?

I'm nine years old.

How old are you?

I'm seven.

How old are you?

How old are you?

I'm seven.



## 4. Listen and sing



### How Old Are You?

1=D 2/4

$\underline{5} \text{---} \underline{3} \cdot \mid \underline{5} \text{---} \underline{3} \cdot \mid \dot{1} \quad 6 \quad \underline{3} \mid 5 \text{---} \mid \underline{\dot{1}} \quad \underline{\dot{1}} \quad \underline{5} \text{---} \underline{5} \mid \underline{\dot{1}} \quad \underline{\dot{1}} \quad \underline{5} \text{---} \underline{5} \mid$   
 Hel-lo! Hel-lo! How old are you? I'm **seven**. I'm **seven**.

$\underline{3} \text{---} \underline{3} \quad \underline{5} \text{---} \underline{3} \mid 2 \text{---} \mid \underline{5} \text{---} \underline{3} \cdot \mid \underline{1} \text{---} \underline{3} \cdot \mid \underline{5} \quad 3 \quad \underline{5} \mid 6 \text{---} \mid$   
 How old are you? Hel-lo! Hel-lo! How old are you?

$\underline{\dot{1}} \quad \underline{\dot{1}} \quad \underline{6} \text{---} \underline{6} \mid \underline{\dot{1}} \quad \underline{\dot{1}} \quad \underline{6} \text{---} \underline{6} \mid \underline{5} \quad \underline{1} \quad \underline{2} \quad \underline{3} \mid 1 \text{---} \parallel$   
 I'm **eight**. I'm **eight**. So- Do-Re -Mi -Do.

Come on! Try to make new songs with **six, nine, ten...**

(来吧! 试试自己编新歌。)



## 5. Let's play






# Lesson 3

## 1. Listen and tick



1






2



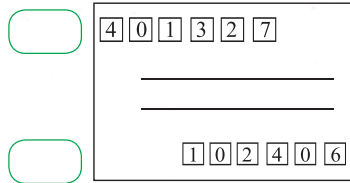


3





4




## 2. Talk with your friends



Hi! What's your number?



How old are you?



...



I'm four.









Good afternoon!  
I'm... I'm...

Nice to meet you.  
I'm...

### 3. Count and circle



	six	<u>three</u>	one		nine	five	four
	two	one	six		three	five	ten
	three	four	seven		zero	eight	seven

### 4. Cultural clips





911 or 119?





# Review 1

## 1. Listen and number




Now, count your stars and colour them.





2. Listen, write and say



Now, count your stars and colour them.



### 3. Look and colour



ball = 

cat = 

dog = 


car = 

book = 

pen = 

pencil = 

ruler = 



Now, count your stars and colour them.





# Self-assessment

I can do these in English ( ✓ )

	Great!	OK!	Try harder!
我能说唱学过的歌谣、歌曲。	😊😊😊	😊😊	😊
我能对别人致以简单的问候。	🚩🚩🚩	🚩🚩	🚩
我能说数字0~10。	🌸🌸🌸	🌸🌸	🌸
我能说出自己的姓名和年龄。	😊😊😊	😊😊	😊
我能听音画画、做动作。	🚩🚩🚩	🚩🚩	🚩
我能做简单的角色表演。	🌸🌸🌸	🌸🌸	🌸

You \_\_\_\_\_

Your dad / mum \_\_\_\_\_

Your Teacher's Remarks

Dear \_\_\_\_\_

\_\_\_\_\_








# Unit 4

# What Colour Is It?

## Lesson 1

### 1. Look, listen and say



red



white



yellow



green



blue

What colour is your ruler?



It's white.

## 2. Listen and point



## 3. Let's practise



Tick (✓) one colour for each of your things.


What colour is your pencil?

It is blue.



It's yellow. What colour is your pencil?



#### 4. Listen and sing

### I See Yellow

1=D 2/4

5	3		<u>1</u>	<u>5</u>		5	3		5 -	
I	see		yellow.		I	see		white.		
5	3		<u>1 1</u>	<u>5 5</u>		<u>4 4</u>	<u>3 3</u>		2 -	
I	see		this	and	that	and	that.			
5	3		<u>1</u>	<u>5</u>		5	3		6 -	
I	see		red.		I	see		blue.		
5	<u>5</u>		<u>1</u>	<u>1</u>		3	2		1 -	
I	see		you	and	you	and	you.			



#### 5. Listen and act

Come here, Rex.



OK, Miss Liu.



Here you are.



Thank you.

Go back to your seat, please.



OK, Miss Liu.




# Lesson 2

## 1. Look, listen and say





## 2. Listen and number



## 3. Let's practise



#### 4. Listen, say and do



Pass me a white crayon.

Here you are.



Here you are.



Pass me a red crayon.

Thank you.

Not at all.

#### 5. Let's play



Count!



1, 2, 3, ..., 10.



Yes, ten. Close your eyes.



Look! Which is missing?



The green crayon.

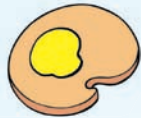

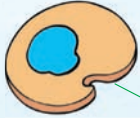




No, the blue crayon.



# Lesson 3

## 1. Listen and link



## 2. Talk with your friends



Can I help you?

Yes. A ball, please.

What colour?

Here you are.

...

...

### 3. Look and match



white

brown

purple

red

orange

black

blue

green

pink

yellow

### 4. Cultural clips



#### Five-ring Olympic Flag

What colour is this one?

It's yellow.



# Unit 5

# It's a Lemon

## Lesson 1


### 1. Look, listen and say



Mr. White: Morning! What's that, Hao Tian?

Girl: Good morning, Mr. White!

Boy: It's my picture.



Mr. White: Show me your picture, please.

Boy: Yes, Mr. White.

Mr. White: Oh, it's a lemon. How nice!

Boy: Thank you!

What's this?



It's an apple.

## 2. Listen and circle




1



2



3



4



## 3. Let's practise




What's this?

What?

This!

Oh, it's an apple.



What?

Look! What's that?

That!


Oh, it's an orange.



#### 4. Listen, say and draw



- 1, 2, draw a banana.
- 3, 4, draw a lemon.
- 5, 6, draw an apple.
- 7, 8, draw an orange.
- 9, 10, show me your picture.



#### 5. Listen and act



Look at my mouth.



Look at this picture.



Look at that picture.



Look at the blackboard.





# Lesson 2


## 1. Look, listen and say




## 2. Listen and draw




1




2



3




4



## 3. Let's practise



Happy birthday!



Thank you.



Have a pear, please.



Thank you very much.



## 4. Listen and sing



### I Like Apples

1=D 2/4

$\overset{1}{\text{—}} \overset{1}{\text{—}}$	$\overset{2}{\text{—}} \overset{2}{\text{—}}$		$\overset{3}{\text{—}} \overset{1}{\text{—}}$		$\overset{1}{\text{—}} \overset{1}{\text{—}}$	$\overset{2}{\text{—}} \overset{2}{\text{—}}$		$\overset{3}{\text{—}} \overset{1}{\text{—}}$	
This	is an		ap-ple.		This	is an		ap-ple.	
$\overset{3}{\text{—}} \overset{3}{\text{—}}$	$\overset{4}{\text{—}} \overset{4}{\text{—}}$		5 —		$\overset{3}{\text{—}} \overset{3}{\text{—}}$	$\overset{4}{\text{—}} \overset{4}{\text{—}}$		5 —	
That's	a		pear.		That's	a		pear.	
$\overset{5}{\text{—}} \overset{6}{\text{—}}$	$\overset{5}{\text{—}} \overset{4}{\text{—}}$		$\overset{3}{\text{—}} \overset{1}{\text{—}}$		$\overset{5}{\text{—}} \overset{6}{\text{—}}$	$\overset{5}{\text{—}} \overset{4}{\text{—}}$		$\overset{3}{\text{—}} \overset{1}{\text{—}} \overset{1}{\text{—}}$	
I	like		ap-ples.		I	like		ap-ples.	I
$\overset{3}{\text{—}} \overset{3}{\text{—}}$	$\overset{5}{\text{—}} \overset{5}{\text{—}}$		$\overset{1}{\text{—}} \overset{1}{\text{—}} \overset{1}{\text{—}}$		$\overset{3}{\text{—}} \overset{3}{\text{—}}$	$\overset{5}{\text{—}} \overset{5}{\text{—}}$		1 —	
don't	like		pear-s.		I	don't		like	pear-s.

Come on! Try to make new songs with *orange*, *banana*...  
(来吧! 试试自己编新歌。)



## 5. Let's play



Pass me a pear.

Here you are.

Show me your picture.

Look!

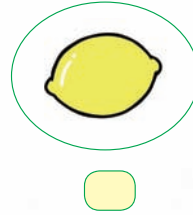
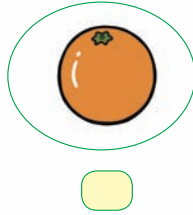

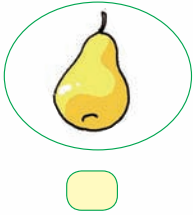
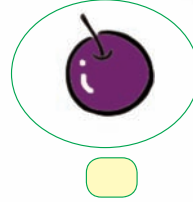
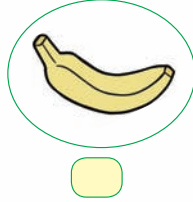


Have a banana.

Thank you!



# Lesson 3

## 1. Listen and number



## 2. Talk with your friends

Look! What's that?

Mm, it's a...

Oh, it's an...

Look! What's this?

Have an...

Not at all.

Thank you.

### 3. Count and write



4 apples

\_\_\_\_\_ grapes

\_\_\_\_\_ oranges

\_\_\_\_\_ pictures

\_\_\_\_\_ lemons

\_\_\_\_\_ pears

\_\_\_\_\_ strawberries

\_\_\_\_\_ watermelons

\_\_\_\_\_ bananas



### 4. Cultural clips



#### An Apple a Day

Have an apple, dear.

An apple a day keeps the doctor away.

No, thanks.

OK. I'll have an apple every day.





# Unit 6


# Happy New Year!

## Lesson 1

### 1. Look, listen and say



:: A card for you, Dad.



Happy New Year to you, Rex!



Thank you. The same to you!



## 2. Listen and number



1



## 3. Let's practise



Mum, Happy New Year to you!



The same to you, dear.

This card is for you, Dad.



This rabbit is for you, dear.



We love you, dear teachers.



We love you, too, dear kids!

## 4. Listen and sing



### Happy New Year

1=F 3/4

$\underline{5} \quad \underline{5} \quad | \quad \underline{6} \quad \underline{5} \quad 1 \quad | \quad \underline{7} - \underline{5} \quad \underline{5} \quad | \quad \underline{6} \quad \underline{5} \quad 2 \quad | \quad 1 -$   
 Hap-py New Year to you. Hap-py New Year to you.

$\underline{5} \quad \underline{5} \quad | \quad 5 \quad 3 \quad 1 \quad | \quad \underline{7} \quad \underline{6} \quad \underline{4} \quad \underline{4} \quad | \quad 3 \quad 1 \quad 2 \quad | \quad 1 - 0 ||$   
 Hap-py New Year dear **dad-dy**. Hap-py New Year to you.

Come on! Try to make new songs with *dad, mum (mom), Lu Hua...* (来吧! 试试自己编新歌。)



## 5. Listen and act



Now, let's sing with the music. 1, 2, 3, go!





# Lesson 2

## 1. Look, listen and say



· Happy New Year!

: Happy New Year!

:: I'm Hao Tian.  
What's your name?

:: My name is Stanley.



:: A red balloon  
for you.

:: Thanks. I love this red one.

## 2. Listen and link



1



2



3



4



## 3. Let's practise



What's your name?

My name is...

What's your name?

My name is Stanley.

...

What's your name?

...

...

...


...



#### 4. Listen and play



1, 2, a red balloon.  
3, 4, a green balloon.  
Oh, it's a yellow balloon.



A yellow balloon  
for you.



#### 5. Let's draw and say



*Draw your new cards and give them to your mum, dad, teachers and friends.*

Happy New Year!

Dear \_\_\_\_\_

Happy New Year!

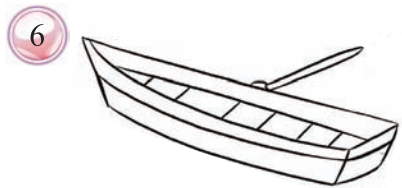

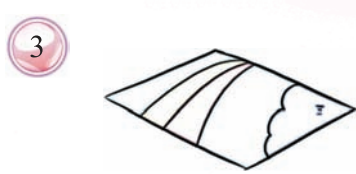
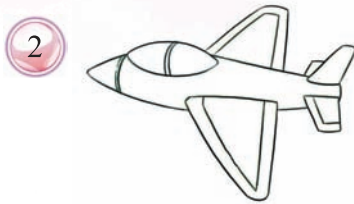

Dear \_\_\_\_\_

Happy New Year!

Dear \_\_\_\_\_

# Lesson 3

## 1. Listen and colour



## 2. Talk with your friends

Happy New Year!

Thank you, ...

...

Hi! I'm... What's your name?

...

A pink balloon for you.

...

Thanks. I love...



### 3. Look and match



mum

dad

bear

rabbit




plane

boat

card

balloon


What is missing? Draw and match.



### 4. Cultural clips




Colour this card.



Merry Christmas




Merry Christmas, kids!



Merry Christmas, Santa!

# Review 2

1. Listen, number and say



My name is Lu Hua.  
What's your name?



My name is Stanley.  
Nice to meet you.

Now, count your stars and colour them.





## 2. Say and move




Move to 1, have a pear.

Move to 2, have an orange.

...

Move to 10, try again.



Now, count your stars and colour them.



### 3. Look, colour and say



- 1) a red plane
- 2) an orange card
- 3) a brown rabbit
- 4) a green balloon
- 5) a yellow boat
- 6) a blue crayon
- 7) a pink bear
- 8) a black and white dog



It's yellow.

Daddy, what colour is the boat?

Mom, what colour is the balloon?



Oh, it's green.

Now, count your stars and colour them.





# Self-assessment

I can do these in English ( ✓ )

	Great!	OK!	Try harder!
我能说唱学过的歌谣、歌曲。	😊😊😊	😊😊	😊
我能说出学过的颜色名称。	🚩🚩🚩	🚩🚩	🚩
我能说出学过的水果名称。	🌸🌸🌸	🌸🌸	🌸
我能询问别人的名字。	😊😊😊	😊😊	😊
我能表达新年祝福。	🚩🚩🚩	🚩🚩	🚩
我能做简单的角色表演。	🌸🌸🌸	🌸🌸	🌸

You \_\_\_\_\_

Your dad / mum \_\_\_\_\_

Your Teacher's Remarks

Dear \_\_\_\_\_

\_\_\_\_\_



# Words in Each Unit

## 单元词汇表

(注：所有单词要求学生能听、说、认读。)

### UNIT 1



Miss Liu



Lu Hua



Max



Rex



Mr. White



Hao Tian



Du Xiaomao



Gao Wendi



## UNIT 2



car



ball



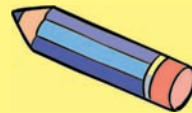
cat



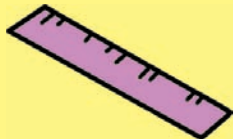
dog



pen



pencil



ruler



book

## UNIT 3



zero



one



two



three



four



five



six



seven



eight



nine



ten



# UNIT 4



red



white



yellow



green



blue



crayon



orange



pink



purple



brown



black

## UNIT 5



picture



lemon



banana



apple



orange



watermelon



pear



strawberry



grape



## UNIT 6



dad ( daddy )



mum ( mom )



card



rabbit



balloon



plane



bear



boat

# Word List

## 词汇表

(注: 黑体单词要求学生能听、说、认读;  
其他单词只作听、说要求。)

### A

**a** ..... 一(个、件)(2)  
**an** ..... 一(个、件)(5)  
**afternoon** ..... 下午(1)  
**apple** ..... 苹果(5)

### B

**ball** ..... 皮球(2)  
**balloon** ..... 气球(6)  
**banana** ..... 香蕉(5)  
**bear** ..... 熊(6)  
**birthday** ..... 生日(5)  
**black** ..... 黑色的(4)  
**blue** ..... 蓝色的(4)  
**boat** ..... 小船(6)  
**book** ..... 书(2)  
**brown** ..... 棕色的, 褐色的(4)

### C

**can** ..... 能, 可以(4)  
**Can I help you?** ... 我能帮助你吗?(4)  
**car** ..... 车(2)  
**card** ..... 贺卡(6)  
**cat** ..... 猫(2)  
**class** ..... 班级; 同学们(3)

**colour (AmE color)** ..... 颜色; 涂色(4)  
**crayon** ..... 蜡笔(4)

### D

**dad (daddy)** ..... 爸爸, 爹爹(6)  
**dear** ..... 亲爱的(6)  
**dog** ..... 狗(2)

### E

**eight** ..... 8(3)

### F

**five** ..... 5(3)  
**for** ..... 给(6)  
**four** ..... 4(3)

### G

**good** ..... 好的(1)  
**Good afternoon!** ..... 下午好!(1)  
**Good morning!** ... 早安! 上午好!(1)  
**grape** ..... 葡萄(5)  
**green** ..... 绿色的(4)

### H

**happy** ..... 快乐的, 幸福的(5)

注: 词汇后括号内的数字为单元序号。

Happy birthday! ..... 生日快乐! (5)  
Happy New Year! ..... 新年快乐! (6)  
have ..... 吃(5)  
hello..... 喂, 你好(1)  
help ..... 帮助(4)  
Here you are. .... 给你。(4)  
hi ..... 嗨, 你好(1)  
how ..... 多么(6)  
How old are you? ..... 你多少岁? (3)

## I

I'm = I am ..... 我是(1)  
it ..... 它(2)  
it's = it is ..... 它是(2)  
it isn't ..... 它不是(2)

## L

lemon ..... 柠檬(5)  
look ..... 看, 瞧(2)  
love ..... 爱, 喜欢(6)  
lovely ..... 可爱的, 好看的(6)

## M

Miss ..... 小姐, 女士(1)  
morning ..... 早上, 上午(1)  
Mr. .... 先生(1)  
mum (mom) ..... 妈妈(6)  
my ..... 我的(4)

## N

name ..... 名字(6)  
New Year..... 新年(6)  
nice ..... 高兴的, 美好的(2)

Nice to meet you. ... 见到你真好。(2)  
nine ..... 9(3)  
no ..... 不(2)  
Not at all. ... 不用谢, 别客气。(4)  
number ..... 号码(3)

## O

one ..... 1(3)  
orange ..... 橙色的(4)  
orange ..... 橘子(5)

## P

pass ..... 递, 传递(4)  
pear..... 梨(5)  
pen ..... 钢笔(2)  
pencil ..... 铅笔(2)  
picture ..... 图片(5)  
pink ..... 粉红色的(4)  
plane ..... 飞机(6)  
please ..... 请(礼貌用语)(3)  
purple ..... 紫色的(4)

## R

rabbit ..... 兔(6)  
red ..... 红色的(4)  
ruler ..... 尺子(2)

## S

same ..... 同样的(6)  
seven ..... 7(3)  
show ..... 给……看(5)  
six ..... 6(3)  
strawberry ..... 草莓(5)



## T

**ten** ..... 10(3)  
**thank** ..... 谢谢(3)  
**Thank you.** ..... 谢谢你。(3)  
**that** ..... 那, 那个(5)  
**The same to you.** ..... 你也一样。(6)  
**this** ..... 这, 这个(5)  
**three** ..... 3(3)  
**two** ..... 2(3)

## V

**very much** ..... 很, 非常(5)

## W

**watermelon** ..... 西瓜(5)

**what** ..... 什么(3)  
**what's = what is** ..... 是什么(3)  
**which** ..... 哪个, 哪几个(4)  
**white** ..... 白色的(4)

## Y

**yellow** ..... 黄色的(4)  
**yes** ..... 是(2)  
**you** ..... 你; 你们(2)  
**your** ..... 你的; 你们的(3)

## Z

**zero** ..... 0(3)

# Children's Garden

## Song time

1. Let's sing and dance

### Balloon, Balloon, Fly High!

1=D 3/4

1 2 3 | 5 6 5 | 3 5 6 | 5 - - | 5 1̇ 0 | 5 4 0 |  
 Balloon, balloon, fly high. Green, yellow,

5 4 6 | 2 - - | 3 3̇ 1̇ | 3 3̇ 1̇ | 1 2 3 1̇ | 7 6 - |  
 in the sun-shine. Smiling, smiling in the blue sky.

1̇ 5 - | 6 3 - | 5 1̇ - | 1̇ - - ||  
 Goodbye, balloon! Goodbye!



2. Let's sing and count


**Ten Little Pencils**

1=F 2/4

1  $\overbrace{1\ 1}$  | 1  $\overbrace{1\ 1}$  | 3  $\overbrace{5\ 5}$  | 3  $\overbrace{1\ 1}$  | 2  $\overbrace{2\ 2}$  |  $\overbrace{7\ 7}$   $\overbrace{2\ 2}$  |  
One little, two little, three little pencils. Four little, five little,

$\overbrace{7\ 7}$   $\overbrace{2\ 2}$  |  $\overbrace{7\ 5}$  |  $\overbrace{1\ 1}$   $\overbrace{1\ 1}$  |  $\overbrace{1\ 1}$   $\overbrace{1\ 1}$  |  $\overbrace{3\ 3}$   $\overbrace{5\ 5}$  |  $\overbrace{3\ 1}$  |  
six little pencils. Seven little, eight little, nine little pencils.

5  $\overbrace{5\ 5}$  | 5  $\overbrace{6\ 7}$  | 1 - | 1 - ||  
Ten pencils in my hand.





## Play time

### 1. *Let's say and play*

Teddy Bear, Teddy Bear,

Turn around.

Teddy Bear, Teddy Bear,

Touch the ground.

Teddy Bear, Teddy Bear,

Tie your shoe.

Teddy Bear, Teddy Bear,

How old are you?

1-2-3-4...



2. Let's chant and clap



1, 2, buckle your shoe.

3, 4, bounce the ball.



5, 6, pick up the stick.

7, 8, wash the plate.



9, 10, eat the melon.





## Story time

1. Let's enjoy the story

Colour the Trees Green



Spring is coming. Mother butterfly and her baby butterflies are very busy.



All right, Mum.


Colour the  
trees green.

Colour the grass green.



OK, Mum.

Let me colour the flowers, white, pink, yellow...





One, two, three, four,  
five... Oh, too many...



Mum, let us  
help you.




Good! Hurry up!  
Spring is coming  
soon.



This one is red.

This one is blue.  
Oh, my!


Sorry, Mum.



That's OK. Look!  
Spring has come!



How beautiful!





2. *Let's act out the story*





Best

Wishes

