



义务教育教科书

全国优秀教材二等奖

英语

(一年级起点)

二年级 下册



外语教学与研究出版社



义务教育教科书

全国优秀教材二等奖

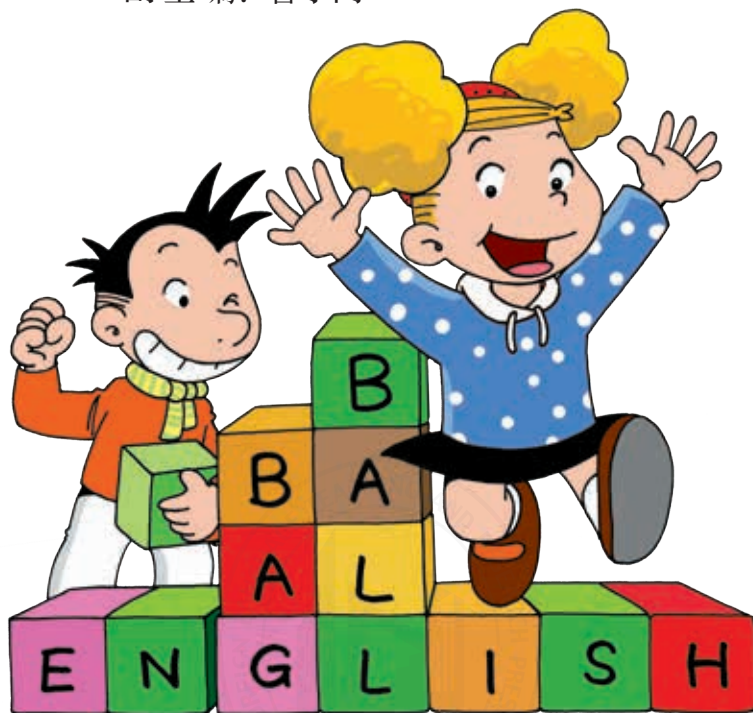
英语

(一年级起点)

二年级 下册

主 编: 陈 琳 Printha Ellis (英)

副 主 编: 鲁子问



外语教学与研究出版社

FOREIGN LANGUAGE TEACHING AND RESEARCH PRESS

北京 BEIJING

Name (姓名): _____ Class (班级): _____ School (学校): _____

出 版 人：徐建忠
项目统筹：王 芳 **Charlotte Liu**（加）
项目策划：徐秀芝 申 蓓
项目负责：申 蓓 陈海燕 邢印姝 **Mary-Jane Newton**（德）
责任编辑：王 凡 蒋广宁
绘制设计：金 妮 张春玲

英语（一年级起点）
二年级下册 学生用书
主编：陈 琳 **Printha Ellis**（英）

基础教育出版分社：

地 址：北京市西三环北路19号 外研社大厦 基础教育出版分社（100089）
咨询电话：010-88819666（编辑部）/ 88819688（市场部）
传 真：010-88819422（编辑部）/ 88819423（市场部）
电子信箱：beed@fltrp.com
购书电话：010-88819928/9929/9930（邮购部）
购书传真：010-88819428（邮购部）





前言

各位同学，你们好！欢迎大家学习本套英语教材！

2000年，外语教学与研究出版社与麦克米伦出版（中国）有限公司依据国家《义务教育 英语课程标准（实验稿）》共同组织开发了本套教材；作为我国第一套中小学“一条龙”英语教材，本套教材已出版使用十余年。2011年，基于新颁布的国家《义务教育 英语课程标准（2011年版）》，我们对教材进行了认真修订。

在修订后的小学教材中，我们为同学们保留了大家熟悉并喜爱的四个小伙伴——中国学生大明和玲玲、英国学生Sam和Amy，还增加了其他一些人物和小动物。他们会带领大家在一系列有趣的故事、对话、游戏、活动和歌曲中学习英语。

修订后的教材每册包括10个学习模块（Module）、一个复习模块（Review Module）、四个单词表、一个补充阅读（Reading for Pleasure）版块以及一个综合运用实践项目（Project）。每个学习模块分两个单元（Unit），一般情况下，第一单元呈现本模块所要学习的语言内容，第二单元提供若干任务型（Task-based）活动，包括一首歌曲、歌谣或韵句。学习模块的课文中呈现了一些语法内容，但不要求老师做理论的讲解，更不要求大家孤立地、脱离语境地掌握，只希望大家初步学会在恰当的语境中运用包含这些语法的句子。这一原则也希望老师在教学过程中以及家长在辅导孩子学习的时候注意。复习模块对前面10个模块所学的内容进行综合和融合性复习，使大家的语言知识和相应的语言技能得到进一步的巩固与提高。教材有四个单词表，包括：分模块按出现顺序收录的单词，按字母顺序收录的全书单词，歌曲、歌谣或韵句中出现的单词以及人名、地名。在歌曲、歌谣或韵句中出现的词，只要求理解，不要求学会运用。补充阅读为大家选用了篇幅短小、内容丰富、形式多样的材料。教材最后设计了一个综合运用实践项目，供同学们根据兴趣自由选择使用。

本套教材同时还配有对应的网络教材，可供同学们在线学习使用。

同学们，希望大家积极尝试，大胆实践，主动学做教材中的英语活动，努力学唱英语歌曲、歌谣和韵句。相信你们会在参与活动、完成任务的过程中体会到学习英语的乐趣，实现英语的灵活运用和自由交际。



NEW STANDARD ENGLISH

Contents



Module 1

| | |
|---------------------------------------|---|
| Unit 1 What's the weather like? | 2 |
| Unit 2 I like swimming. | 5 |

Module 2

| | |
|-------------------------------------------|----|
| Unit 1 She's listening to the radio. | 8 |
| Unit 2 I'm drawing a picture. | 11 |

Module 3

| | |
|------------------------------------------|----|
| Unit 1 Sam isn't tidying his room. | 14 |
| Unit 2 Are you doing your homework? | 17 |

Module 4

| | |
|----------------------------------|----|
| Unit 1 What are you doing? | 20 |
| Unit 2 What's he doing? | 23 |

Module 5

| | |
|----------------------------------------|----|
| Unit 1 Lingling is skipping. | 26 |
| Unit 2 What are the kids playing? | 29 |

Module 6

| | |
|----------------------------------------|----|
| Unit 1 I usually play basketball. | 32 |
| Unit 2 My grandma usually cooks. | 35 |

Module 7

| | |
|----------------------------------------|----|
| Unit 1 It's Children's Day today. | 38 |
| Unit 2 We're having a picnic. | 41 |



Module 8

| | |
|-------------------------------------------|----|
| Unit 1 The train is going up a hill. | 44 |
| Unit 2 The horse is turning around. | 47 |

Module 9

| | |
|--------------------------------|----|
| Unit 1 Turn left! | 50 |
| Unit 2 Where do you live? | 53 |

Module 10

| | |
|------------------------------------|----|
| Unit 1 It's next to the park. | 56 |
| Unit 2 He's helping a child. | 59 |

Review Module

| | |
|-------------|----|
| Unit 1 | 62 |
| Unit 2 | 64 |

Words and Expressions in Each Module 66

Word List 68

Words in Songs and Chants 71

Names 71

Reading for Pleasure

The Three Little Pigs 72

Project 74


In the Park




Module 1

Unit 1 What's the weather like?


1 Listen and chant.



What's the weather like?
It's hot and sunny.
What's the weather like?
It's cold and windy.





2 Listen, point and find "hot, sunny, windy, raining".



Come on,
Amy. Let's go to
the park!

What's the
weather like?
Is it hot?

Yes, it's hot. And
it's sunny. Let's take
our caps.





Module 1

Unit 1

In the Street



Module 1

Unit 1


3

Listen and say.



A: What's the weather like?

B: It's sunny.



A: What's the weather like?

B: It's raining.

4

Practise.



Mime and guess.



hot

cold

raining

windy

sunny

What's the weather like?

No, it isn't.

Is it hot?

What's the weather like?

Yes, it is.

Is it windy?


Module 1



Unit 2 I like swimming.

1

Listen and chant.



2

Listen and say.

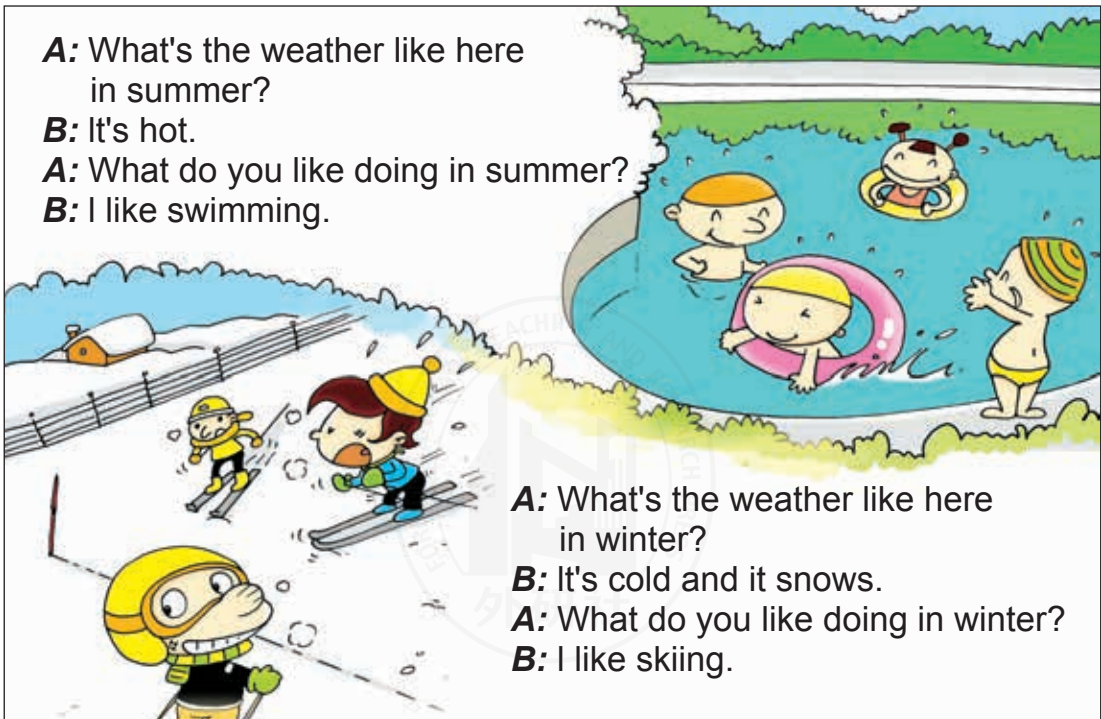


A: What's the weather like here in summer?

B: It's hot.

A: What do you like doing in summer?

B: I like swimming.



Module 1

Unit 2

3 Look, ask and answer.







A: What's the weather like in spring?


B: It's warm.

A: What do you like doing in spring?

B: I like flying kites.

| | | |
|--------|------|-----------------------------------------------------------------------------------|
| spring | warm |  |
| summer | hot |  |
| autumn | cool |  |
| winter | cold |  |

4 Listen and say. Then chant.



It's hot. It's cold.

It's hot. It's cold.


And it's raining, too.

It's sunny. And it's windy.

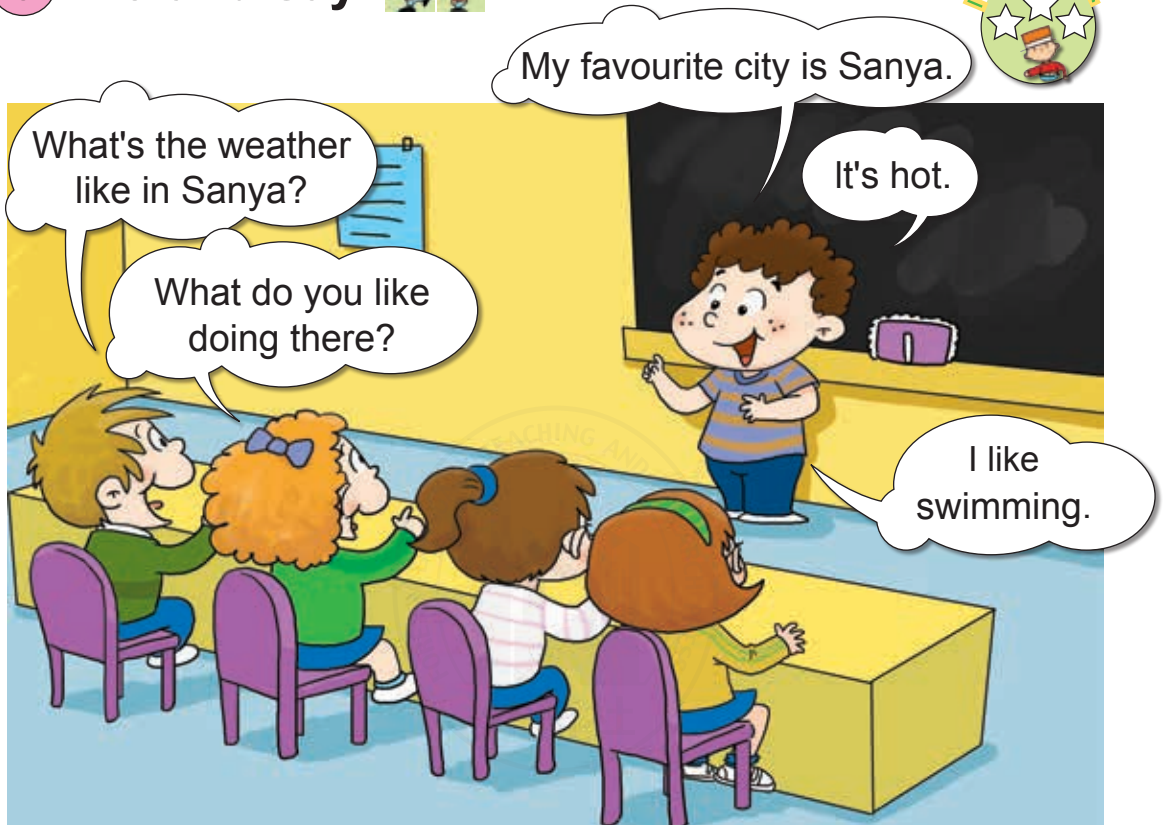
We don't know what to do.



5 Mime and guess.



6 Do and say.






Unit 1 She's listening to the radio.

1 Listen, point and say.





2 Listen, point and find "-ing".





Module 2

Unit 1




Module 2

Unit 1

3 Listen and say.



A: That's your mother.
B: Yes. She's listening to the radio.



A: That's Tom.
B: Yes. He's playing with his train.

4 Practise.



A: That's Amy.
B: Yes. She's playing the piano.





Unit 2 I'm drawing a picture.

1 Listen, point and say.



2 Listen and say.

Hi. I'm Becky. I'm eight.
I'm writing a letter. And I'm drawing
a picture.



Now, I'm colouring the picture.
It's for my friend Fangfang in
China.

Do you like it?


Module 2

Unit 2

3 Draw and say.



Look at my picture. This is my father. He's listening to the radio.



4 Listen and say. Then sing.




I'M LISTENING TO MUSIC



I'm listening to music. I'm reading a book.



I'm writing a letter. Come here and look.



I'm playing football. I'm talking to you.



I'm doing my homework. Are you doing it, too?



5 Mime and guess.



listening

watching

walking

playing

reading

singing

eating



6 Do and say.



Take your family photos to class and talk about them.





Unit 1 Sam isn't tidying his room.

1 Listen, point and say.



2 Listen, point and find "-ing".





Module 3

Unit 1



Module 3

Unit 1

3 Listen and say.



Sam isn't tidying his room.






A: Is he doing his homework?
B: No, he isn't.

4 Practise.



A: Is Daming doing his homework?

B: Yes, he is.





Unit 2 Are you doing your homework?

1 Listen, point and say.





2 Listen and say.

Ms Smart: Are you doing your homework, Amy?

Amy: Yes, Mum.

Ms Smart: Amy, you're drawing a picture! You're not doing your homework!

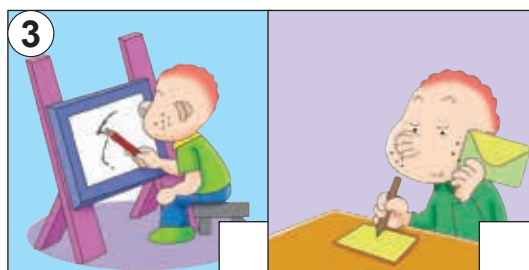


Amy: Mum, I'm drawing a picture of flowers. It's my Science homework today!



Module 3

Unit 2

3 Listen and tick.



4 Listen and say. Then chant.



Are you doing your homework?
Are you tidying your room?
Are you drawing a picture?
I'm coming to your room!




Are you listening to music?
Are you reading a book?
Are you watching TV?
I'm coming to look!




5 Do and say.

She is reading a book. He isn't playing football.



6 Do and say.

Make a photo show.





Module 4



Unit 1 What are you doing?

1 Listen, point and say. 



2 Listen, point and find "what". 





Module 4

Unit 1



Module 4

Unit 1

3 Listen and say.




4 Practise.



Listen, point and say.

A: What are you doing?

B: I'm...






Unit 2 What's he doing?

1 Listen, point and say.



2 Listen and say.



Module 4

Unit 2

3 Look and say.



What's he/she doing?
What are they doing?



4 Listen and say. Then chant.



What are you doing?
We're very late.
Hurry up! Hurry up!
Please finish your cake!

What are you doing?
Please put on your shoes!
Hurry up! Hurry up!
There's no time to lose.



5 Say and guess.



A: A boy.

B: It's Picture 2.

B: What's he doing?

A: Yes, it is.

A: He's playing football.



6 Draw, ask and answer.



What are you drawing? Are you...

Yes/No, I'm...



Module 5



Unit 1 Lingling is skipping.

1


Listen and chant.



One, two, three, four.
I'm opening the door.
Five, six, seven, eight.
Hurry up! Don't be late!

2

Listen, point and find "-ing".



Fangfang,
are you sad?

Yes, no
one is playing
with me.

Lingling is
skipping.





Module 5

Unit 1

Daming and Sam are playing hide-and-seek. Daming is hiding and Sam is seeking.



Those girls are playing clapping games.



Do you like clapping games?

Yes, I do.

Well, let's play clapping games together!



One, two, three, four. I'm opening the door. Five, six, seven, eight. Hurry up! Don't be late!



Module 5

Unit 1

3 Listen and say.



Daming and Sam are playing
hide-and-seek.
Daming is hiding and Sam
is seeking.



Those girls are
playing clapping games.

4 Practise.



Those boys/girls are...





Unit 2 What are the kids playing?

1 Listen, point and say.



What are you doing?



I'm catching them.

Oh, you're not catching them. You're swimming!



2 Listen and say.



What are the kids playing?

Can I play with them?

They're playing catch. The girls are running. The boys are catching them.

Of course, you can.



3 Look, ask and answer.



A: What are they playing?

B: They're playing...



4 Listen and say. Then chant.




We're playing in the playground.
Some are running.
Some are skipping.



Some are playing catch.
Some are playing football
together in a match.

5 Mime and guess.



6 Do and say.



Report at the playground.





Module 6




Unit 1 I usually play basketball.

1 Listen, point and say.





2 Listen, point and find "usually" and "-ing".





Module 6

Unit 1



Module 6

Unit 1

3 Listen and say.



I usually ride my bike.

But I'm not riding it today.



I usually do my homework.

But I'm not doing my homework today.



4 Practise.



Find and say.

A: I usually ride my bike. But I'm not riding it today.

B: You're reading a book.



Usually




Now



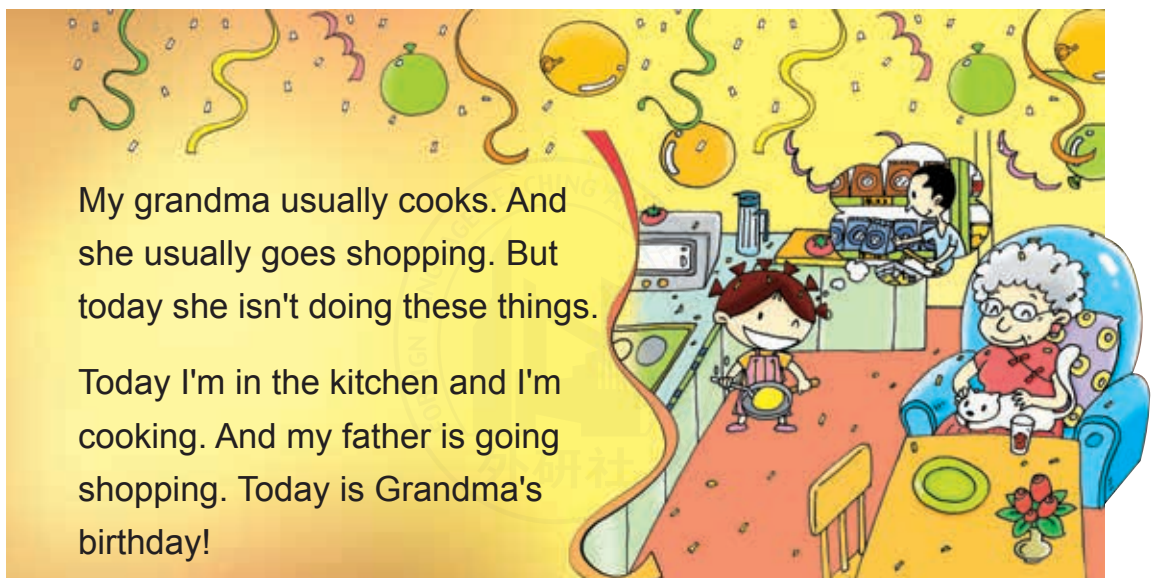


Unit 2 My grandma usually cooks.

1 Listen, point and say.



2 Listen and say.



Module 6

Unit 2

3 Look and say.

He/She usually... But now he's/she's...



4 Listen and say. Then chant.



What do you usually do
on Sundays?
What do you usually do?
I usually play all of the day.

And what are you doing now?
What are you doing now?
I'm reading a book
and learning to cook.



5

Find and say.



Find five differences.

In Picture A, he's wearing a cap. In Picture B, he's wearing...

A



B



6

Do and say.



Draw a picture and talk about yourself.






Unit 1 It's Children's Day today.

1 Listen and chant.



2 Listen, point and find "-ing".



Module 7

Unit 1

Daming is doing a play with some children.



Lingling is singing a song.



Sam is saying a poem.



Amy is dancing.



Now, look!
Some children are doing a dragon dance.



Module 7

Unit 1

3 Listen and say.

Daming is doing a play with some children.



Lingling is singing a song.



4 Practise.

A: It's Children's Day.

B: He's/She's...

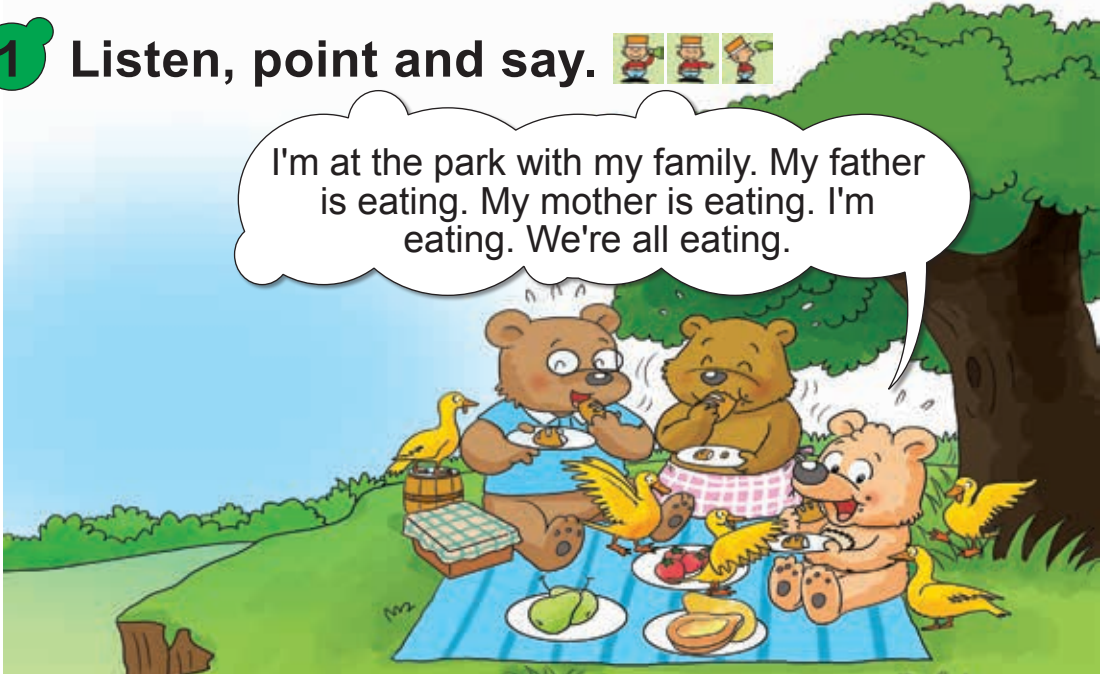




Unit 2 We're having a picnic.

1 Listen, point and say.

I'm at the park with my family. My father is eating. My mother is eating. I'm eating. We're all eating.



2 Listen and say.

My name is Fangfang.
I'm at the beach with my family.
We're having a picnic.

The weather is good.
It's sunny and warm.

My father is flying a kite.
My mother is eating.
And my grandma is sleeping.
I'm drawing a picture.



Module 7

Unit 2

3 Look, ask and answer.



walking

running

eating

talking

sleeping

playing



A: What are the lions doing?

B: They're eating.

4 Listen and say. Then sing.




IT'S CHILDREN'S DAY

It's Children's Day. Let's play! Let's play! It's Children's Day today. It's Children's Day, I'm happy to say it's Children's Day today.

5 Find and say.

Sam is playing basketball.



6 Do and say.

Make a poster about Children's Day.







Module 8



Unit 1 The train is going up a hill.


1

Listen, point and say.



2


Listen, point and find "going".






Module 8

Unit 1



3

Listen and say.



4

Practise.



Listen and follow the route with your finger. Then point and say.


The train is at the station.
Now it's...





Unit 2 The horse is turning around.




1 Listen and chant.





We're going up.
We're going down.
We're turning around.



We're touching the sky.
We're touching the ground.
Again we're turning around.





2 Listen and say.




Module 8

Unit 2

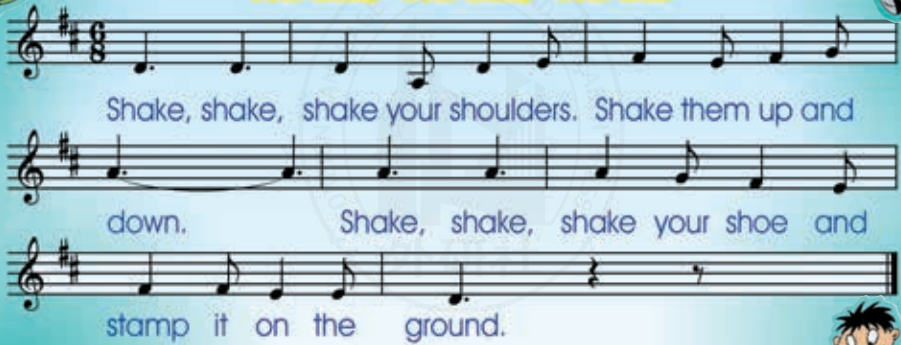
3 Listen, match and say. 



4 Listen and say. Then sing and do the actions. 



SHAKE, SHAKE, SHAKE




5 Mime and say.



The train is going up a hill.

Now it's going past a hospital.



6 Do and say.



Amy is going up a hill.

Now she's at the park.






Module 9




Unit 1 Turn left!

1 Listen, point and say.




2 Listen, point and find "go straight on, turn right, turn left".





Module 9

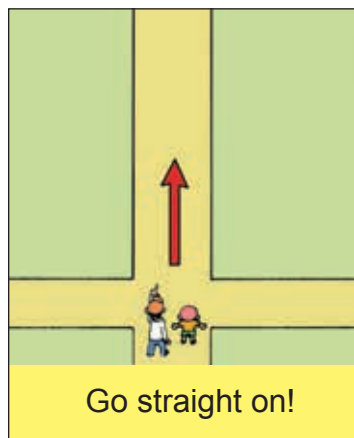
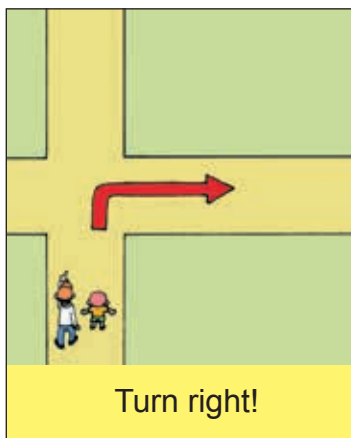
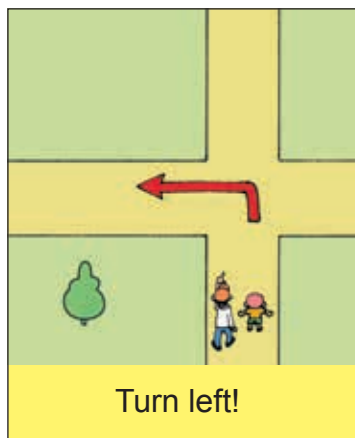
Unit 1



Module 9

Unit 1

3 Listen and say.




4 Practise.



Turn left!

Turn right!


Go straight on!





Unit 2 Where do you live?

1 Listen, point and say.



2 Listen and say.

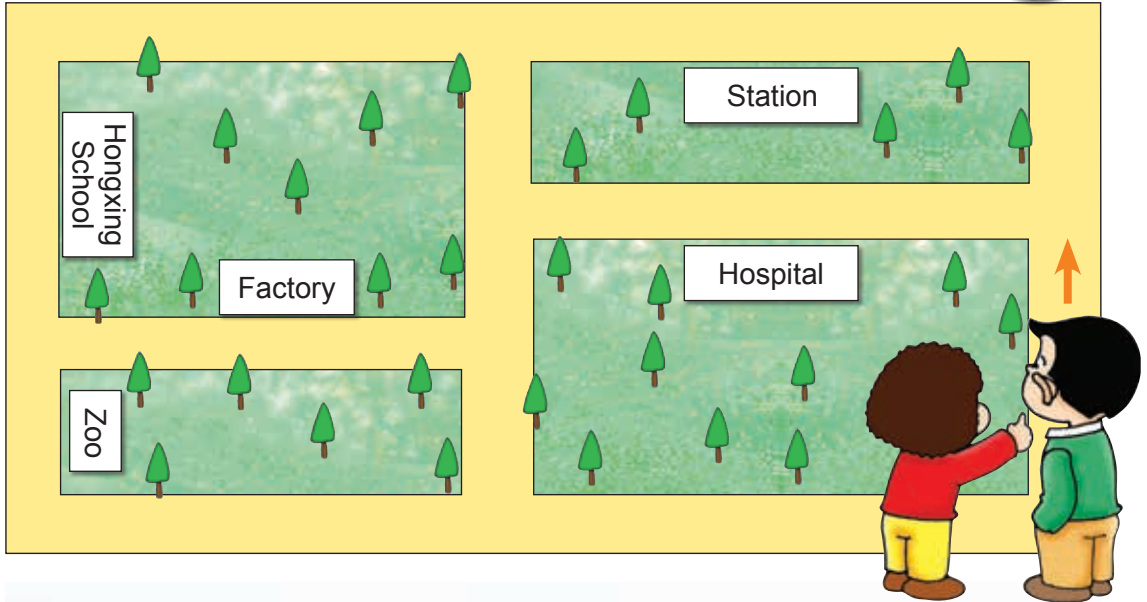
Sam: Hi, Tingting. Where are you going?
Tingting: I'm going home.
Sam: Where do you live?
Tingting: I live in Apple Street.
Sam: And where is Apple Street?
Tingting: Go out of the school. Turn left. Then go straight on. You go past the factory. Then you turn right. That is Apple Street.



Module 9

Unit 2

3 Listen and draw.



4 Listen and say. Then chant.



Left foot, right foot,
left foot, right.

Marching all day,
and marching all night.

Go straight on,
now turn right.

Left foot, right foot,
left foot, right.



5 Say and do.




Turn left!


Turn right!

Go straight on!


Simon says...
turn left!



Simon says...
turn right!



6 Draw, ask and answer.



Where do you live?



Go out of the school...




Module 10



Unit 1 It's next to the park.

1

Listen, point and say.



Where's
your home?



It's next to
the zoo.




It's in the zoo.
Where's your home?




2

Listen, point and find "next to, in front of".



Sam, this
is my cousin Dalin.

Nice to
meet you.



Nice to
meet you, too.



Module 10

Unit 1

Excuse me. Where's the supermarket, please? I'm lost.

Oh, you're going the wrong way. Turn back. Go straight on. Then turn left. It's next to the park.

Thank you.

Excuse me. Where's the zoo?

Go straight on. It's in front of the school.

You know the city well, Dalin.


Of course! I'm a taxi driver!

Ha ha...


Module 10

Unit 1

3 Listen and say.



A: Excuse me. Where's the supermarket, please?
B: It's next to the park.



A: Excuse me. Where's the zoo?
B: It's in front of the school.

4 Practise.




Excuse me. Where's the...?

Turn... It's...



Unit 2 He's helping a child.

1 Listen, point and say.



2 Listen and say.



This is Dalin. He's a taxi driver. He usually works on Sundays. But today he's not working. He's helping a child. He's a good man.



Oh, her mother, Mrs White, is in front of the cinema!

3 Listen and follow the routes.

Where are you?



4 Listen and say. Then chant.



Look left,
look right,
look left again.
A car is coming.
So start again.



Look left,
look right,
then look left now.
Nothing is coming.
Let's cross now.



5

Listen and do.




6

Do and say.



Introduce your city.






Review Module



Unit 1



1 Look, listen and say. 



2 Now ask and answer. 

A: What do you wear on hot days?

B: I wear shorts on hot days.





Review Module

Unit 1

3

Look and say.



What are they doing?

They're...



Review Module



Unit 2

1

Listen and point.



Go to "Start". Now look for a boy. What is he doing?

Look for two girls.
What are they doing?

Go down the hill.
It's next to the
house.

Find a family. What
are they doing?

Now find the station.
It's on the right.

2 Now point and say.



A: Go to "Start". Now look for a boy. What is he doing?

B: He's flying a kite.

The weather is sunny.

They're playing hide-and-seek.

Now go up the hill. It's next to the trees. What is it?

Look up! They're flying in the sky. What are they?

You're in the red car. Now turn left. Then turn right. Where are you?

Now look for a supermarket.

Find a car. What colour is it?

Now look for a boy. What is he doing?

Start

Words and Expressions in Each Module

Module 1

weather 天气

like 像, 如同

What's the weather like?

天气怎么样?

sunny 阳光充足的, 阳光明媚的

windy 有风的, 刮风的

take 带, 拿

cap (有帽檐的) 帽子

sofa 沙发

street 街道

rain 下雨; 雨

snow 下雪

*ski 滑雪

Module 2

radio 收音机; 电台节目

photo 照片

newspaper 报纸

little 年幼的, 幼小的

camera 照相机

smile 微笑

draw 绘画, 画

picture 图画; 照片

write 写

letter 信

colour 给……着色

Module 3

tidy 整理, 收拾

room 房间

do 做, 干

homework 家庭作业

sleep 睡觉

secret 秘密

card 贺卡

flower 花

science 科学

today 今天

Module 4

call 打电话, 通话

noise 声音, 响声

drink 喝, 饮

talk 说话, 交谈

stone 石子, 石头

*five-stones (抛接五块小石的)

五石游戏

behind 在……后面

hide 躲藏

*seek 寻找

*hide-and-seek 捉迷藏

Module 5

*skip 跳绳

hurry up 赶快

late 晚的, 迟的

sad 伤心的, 难过的

no 没有

those 那些

*clap 拍手

game 游戏

*clapping game 拍手游戏

well 噢, 喔, 好

kid 小孩



catch 抓, 捉; 追人游戏
of course 当然

Module 6

usually 通常地
us (宾格) 我们
ride 骑
thing 事情, 活动
ill 有病的
cook 做(饭), 烧(菜)
her (宾格) 她
go shopping 去购物
kitchen 厨房

Module 7

Children's Day 儿童节
TV 电视台
play (戏剧) 演出
say 念, 朗诵
poem 诗
*dragon 龙
*dragon dance 舞龙
picnic 野餐
family 家, 家庭
beach 海滩

Module 8

hill 小山
past 经过
station 车站
hospital 医院
stop 停止
turn 转向, 转弯
around 到另一面, 转向
turn around 转身, 回

ground 地面
again 又一次, 再一次
jump 跳跃
back 回到, 返回
come back 回来

Module 9

left 向左; 左边的
turn left 向左转
right 向右; 右边的
turn right 向右转
road 公路, 道路
excuse me 劳驾, 对不起
straight 直地, 直线地
go straight on 直着走
lost 迷路的
out 出, 向外
factory 工厂

Module 10

next to 接近, 靠近
cousin 堂(表)兄(弟姐妹)
supermarket 超市
wrong 不正确的
way 道路, 路线
turn back 往回走
front 前面
in front of 在……的前面
well 完全地, 充分地
taxi 出租车, 计程车
Mrs 太太, 夫人
cinema 电影院

(注: 黑体词为义务教育英语课程标准二级词汇, 标有*的词为五级词汇表外的词汇)



Word List

Aa

again 又一次，再一次
around 到另一面，转向
turn around 转身，回转

Bb

back 回到，返回
come back 回来
beach 海滩
behind 在……后面

Cc

call 打电话，通话
camera 照相机
cap (有帽檐的) 帽子
card 贺卡
catch 抓，捉；追人游戏
Children's Day 儿童节
cinema 电影院
*clap 拍手
*clapping game 拍手游戏
colour 给……着色
cook 做(饭)，烧(菜)
cousin 堂(表)兄(弟姐妹)

Dd

do 做，干
*dragon 龙
*dragon dance 舞龙
draw 绘画，画
drink 喝，饮

Ee

excuse me 劳驾，对不起

Ff

factory 工厂
family 家，家庭
flower 花
front 前面
in front of 在……的前面

Gg

game 游戏
go shopping 去购物
ground 地面

Hh

her (宾格) 她



hide 躲藏

hill 小山

homework 家庭作业

hospital 医院

hurry up 赶快

Ii

ill 有病的

Jj

jump 跳跃

Kk

kid 小孩

kitchen 厨房

Ll

late 晚的, 迟的

left 向左; 左边的

turn left 向左转

letter 信

like 像, 如同

little 年幼的, 幼小的

lost 迷路的

Mm

Mrs 太太, 夫人

Nn

newspaper 报纸

next to 接近, 靠近

no 没有

noise 声音, 响声

Oo

of course 当然

out 出, 向外

Pp

past 经过

photo 照片

picnic 野餐

picture 图画; 照片

play (戏剧) 演出

poem 诗

Rr

radio 收音机; 电台节目

rain 下雨; 雨


ride 骑

right 向右; 右边的

turn right 向右转

road 公路, 道路

room 房间





Ss

sad 伤心的, 难过的

say 念, 朗诵

science 科学

secret 秘密

*seek 寻找

*hide-and-seek 捉迷藏

*ski 滑雪

*skip 跳绳

sleep 睡觉

smile 微笑

snow 下雪

sofa 沙发

station 车站

stone 石子, 石头

*five-stones (抛接五块小石的) 五石游戏

stop 停止

straight 直地, 直线地

go straight on 直着走

street 街道

sunny 阳光充足的, 阳光明媚的

supermarket 超市

Tt

take 带, 拿

talk 说话, 交谈

taxi 出租车, 计程车

thing 事情, 活动

those 那些

tidy 整理, 收拾

today 今天

turn 转向, 转弯

turn back 往回走

TV 电视台

Uu

us (宾格) 我们

usually 通常地

Ww

way 道路, 路线

weather 天气

What's the weather like?


天气怎么样?

well 噢, 喔, 好; 完全地, 充分地

windy 有风的, 刮风的

write 写

wrong 不正确的



Words in Songs and Chants

cake 蛋糕

cross 穿过 (马路等)

finish 吃完

learn 学习

lose 浪费

march 行进

match 比赛

night 夜晚, 夜间

nothing 没有事情, 没有东西

playground 操场, 运动场

shake 摇动

stamp 跺脚, 用力踩

start 开始

time 时间

Names

Becky 贝姬

Simon 西蒙


White 怀特



Reading for Pleasure



The Three Little Pigs



Here is a wolf. The wolf likes pigs. He likes pigs for dinner.



The wolf goes to the house of sticks. He blows the house down.





Reading for Pleasure




Then he goes to the house of leaves. He blows the house down.



Then he goes to the house of bricks.




The wolf blows and blows. He can't blow the house down.



Word List

make 建造
stick 木条
leaves (leaf 的复数形式) 树叶
brick 砖



wolf 狼
blow down 吹倒
go away 走开




Project



In the Park


- 1** Cut out pictures of people doing weekend activities from newspapers and magazines. You can also draw pictures.  



- 2** In groups, stick the pictures on a large sheet of paper. 



- 3** Decorate the paper. Make a park scene.  




Project

4 Now talk about your project.

What are the people doing in the park?


In the park, we can see lots of people. These old men are walking. These girls are playing basketball. These boys are playing football.



5 Now write about your project. Stick the text under the picture.



6 Display the project.



图例对照说明



answer



ask



chant



cut



decorate



display/do/make/
mime/practise



draw/
tick/write



find



follow/
point



guess



listen



look



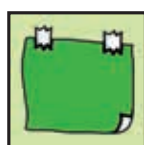
match



say/talk



sing



stick



后 记

既名为“后记”，一般应该是本教材使用完毕后才看到的吧。

那么，同学们，你们喜欢这套教材吗？大明、玲玲以及他们的小伙伴们是否让你们喜爱上了英语，并且帮助你们掌握了一定的英语运用能力呢？如果是这样，那就太好啦！希望你们在以后的英语学习中继续大胆地开口说英语——课上说、课下说；继续积极地参与各项语言活动。一句话，你们要尽量主动使用英语来表达意思和做事情，这样才能把英语学好。

可敬的老师们，感谢你们的辛勤劳动，以及你们为国家英语课程改革付出的努力和做出的贡献。在修订本套教材的过程中，我们也充分考虑了英语课程改革以及一线教学的需求。修订后的教材更加突出了英语课程工具性和人文性的统一，优化了各册的结构设计和内容安排，以使教学脉络更加清晰、梯度更加合理。

为了在最大程度上保证教材与课程标准的契合，便于一线教学使用，所有参与本套教材编写的人员均付出了艰辛的努力。在此我想特别感谢我的编写团队，没有他们的努力与付出，就没有本教材的问世。

本册教材的主要编写人员如下（中方编写人员按姓氏笔画排序）：

Naomi Simmons（英） Carlos Barcenar（英）

于业宏 王馨悦 孙 泓 张 琦 樊 波

你们的

二〇一二年春日





New Standard English



绿色印刷产品

