



义务教育教科书

ENGLISH 英语

(一年级起点)

一
年
级

下册



清华大学出版社





义务教育教科书

ENGLISH 英语

(一年级起点)

一年
级

下册

主 编：范文芳

副主编：宗 燕 Faridah Pawan

This book belongs to



清华大学出版社
北 京

本书封面贴有清华大学出版社防伪标签,无标签者不得销售。
版权所有,侵权必究。侵权举报电话:010-62782989 13701121933

图书在版编目(CIP)数据

英语.一年级.下册 / 范文芳主编. — 北京:清华大学出版社, 2013
一年级起点
ISBN 978-7-302-30193-6

I. ①英… II. ①范… III. ①英语课—小学—教材 IV. ①G624.311

中国版本图书馆CIP数据核字(2012)第228199号

责任编辑:宗燕
责任校对:李梅
责任印制:何芊

出版发行:清华大学出版社

网 址: <http://www.tup.com.cn>, <http://www.wqbook.com>
地 址: 北京清华大学学研大厦A座 邮 编: 100084
社 总 机: 010-62770175 邮 购: 010-62786544
投稿与读者服务: 010-62776969, c-service@tup.tsinghua.edu.cn
质 量 反 馈: 010-62772015, zhiliang@tup.tsinghua.edu.cn
课 件 下 载: <http://www.wqbook.com/qhytl/>

印 装 者: 清华大学印刷厂

经 销: 全国新华书店

开 本: 185mm×260mm

印 张: 5

版 次: 2013年1月第1版

印 次: 2014年6月第 次印刷

定 价: 5.30元

产品编号: 040299-02

前言

——致同学

同学们，欢迎你们使用由清华大学“大、中、小学一条龙英语教学”研究与实践项目组编写的《英语》课本！

我们为什么要学习英语呢？

你们肯定知道，这是因为英语很重要。英语像汉语一样，能够描述丰富多彩的世界，表达各种各样的思想。通过英语，我们可以更多地了解奇妙的世界，了解世界上更多的人，同时也可以把中国介绍给世界上更多的人，让世界上更多的人了解我们的祖国，了解我们自己。

在21世纪全球化的国际舞台上，英语已经成为国际交流中的一种重要工具，因此，我们都要学好英语。但是，学好一门语言却不是一朝一夕的事情，而是需要多年的努力。你们年纪小，模仿力强，记忆力好，正是学习英语的最佳时期。希望你们努力学好英语，为长大成材打下基础。

我们要学习英语还有另外一个原因，那就是英语非常有趣！英语可以像积木、玩具汽车、布娃娃、拼图、动画片一样，给我们带来无穷的乐趣！

翻开清华大学“大、中、小学一条龙英语教学”研究与实践项目组为你们编写的这套《英语》课本，你们肯定会被那令人赏心悦目的图画所吸引；听听课文录音，你们也一定会喜欢那纯正的英语和优美的歌曲。



这套教材以你们感兴趣的话题为中心，选取的是与你们日常生活息息相关的内容。教材中安排了你们喜欢的动物、食物以及你们喜欢的活动如游泳、踢足球等，还有许多生动有趣的故事，相信你们会喜欢这套教材。在老师的指导下，在听、说、唱、动、读、写中学会用英语说自己想说的话，写出自己的心声。

英语很重要！英语很有趣！让我们共同努力，把英语学好！

作者

于清华园

2012年1月



CONTENTS

UNIT 1 MY NUMBERS

PAGE 1

UNIT 2 IN THE MORNING

PAGE 17

UNIT 3 MEANS OF TRANSPORT

PAGE 33

UNIT 4 HEALTH FOOD

PAGE 49

FUN READING THE GOAT FAMILY

PAGE 65

VOCABULARY

PAGE 73



How old are you?

I'm seven.

UNIT 1



MY NUMBERS

UNIT

1

LESSON 1

1. Listen, look and say.



shoe



shoes



one



two

2. Do it!

Put on your shoes.



Take off your shoes.



3. Listen and check.

1



2



3



4



4. Listen, draw and color.

1

2

5. Let's say it!



One, two, put on your shoes.
One, two, take off your shoes.
One, two, put on your shoes.
One, two, take off your shoes.

UNIT

1

LESSON 2

1. Listen, look and say.



door



doors

3

three

4

four

2. Do it!


Open the door.




Close the door.



3. Listen and check.



4. Listen and number.



5. Let's say it!



Three, four, open the door.
 Three, four, close the door.
 Three, four, open the door.
 Three, four, close the door.

1. Listen, look and say.



stick



chopsticks

5

five

6

six

2. Do it!

Pick up sticks.



Use chopsticks.



3. Listen and check.



4. Ask and answer.

How many sticks do you have?



I have two sticks.

5. Let's say it!



**Five, six, pick up sticks.
Five, six, use chopsticks.
Five, six, pick up sticks.
Five, six, use chopsticks.**

UNIT

1

LESSON 4

1. Listen, look and say.



gate



gates



seven



eight

2. Do it!

Lock the gate, please.




Open the gate, please.



3. Listen and check.



4. Listen and number.



5. Let's say it!



Seven, eight, lock the gate.
 Seven, eight, open the gate.
 Seven, eight, lock the gate.
 Seven, eight, open the gate.

1. Listen, look and say.



pen



nine



ten

2. Work in pairs.

Pass me the pen, please.



Can I use your pen, please?



3. Listen and number.



4. Let's say it!



Nine, ten, pass me the pen.
Nine, ten, use my pen.
Nine, ten, pass me the pen.
Nine, ten, use my pen.

1. Listen, look and say.



plus




minus



zero


2. Work in pairs.

How much is one plus one?



One plus one is two.

How much is one minus one?



One minus one is zero.

3. Ask and answer.



**How much is
four plus six?**

$$4 + 6 = 10$$

$$1 + 9 = 10$$

$$3 + 7 = 10$$



**Four plus six
is ten.**



**How much is
ten minus two?**

$$10 - 2 = 8$$

$$9 - 3 = 6$$

$$6 - 1 = 5$$



**Ten minus two
is eight.**

4. Let's say it!



**One, two, put on your shoes.
Three, four, open the door.
Five, six, pick up sticks.
Seven, eight, lock the gate.
Nine, ten, pass me the pen.**

1. Listen, look and say.



shoe



door



gate



stick



chopsticks



pen



plus



minus



zero

2. Ask and answer.

How many birds can you see?



I can see two birds.

3. Let's count!



**One, two, three, four, five,
six, seven, eight, nine, ten.**

**Ten, nine, eight, seven,
six, five, four, three,
two, one. Yay!**



4. Let's sing!



**One little, two little, three little boys.
Four little, five little, six little boys.
Seven little, eight little, nine little boys.
Ten little naughty boys.**


**One little, two little, three little girls.
Four little, five little, six little girls.
Seven little, eight little, nine little girls.
Ten little pretty girls.**

Hurry up!

Wait a minute.



UNIT 2



IN THE MORNING

LESSON 8

1. Learn it.



six o'clock



It's six o'clock.

2. Work in pairs.

Wake up, Betty.



OK.



When do you wake up?



I wake up at six o'clock.

3. Listen and number.



4. Ask and answer.

What time is it?



It's six o'clock.

5. Let's sing!



**Six o'clock. Six o'clock.
Wake up, Betty. Wake up, Betty.
Six o'clock. Six o'clock.
I wake up at six o'clock.**

1. Learn it.



seven o'clock



It's seven o'clock.

2. Work in pairs.

Get up, Jimmy.



OK.



When do you get up?



I get up at seven o'clock.

3. Listen and check.



4. Ask and answer.

What time is it?



**It's seven o'clock.
I get up at seven o'clock.**

5. Let's sing!



**Seven o'clock. Seven o'clock.
Get up, Jimmy. Get up, Jimmy.
Seven o'clock. Seven o'clock.
I get up at seven o'clock.**

1. Listen, look and say.



tooth



teeth



brush

2. Work in pairs.

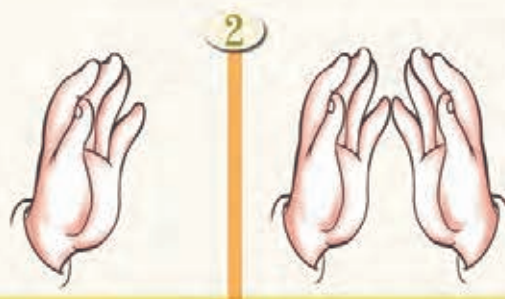
When do you brush your teeth?



I brush my teeth in the morning.



3. Listen and check.



4. Listen and draw.



5. Let's sing!



I brush my teeth.
I brush my teeth.
I brush my teeth in the morning.
In the morning, in the morning.

1. Listen, look and say.



face



wash



comb

2. Act it out.



**I wash my face
in the morning.**



**I comb my hair
in the morning.**

3. Listen and number.



4. Ask and answer.

What do you do in the morning?



**I wash my face
in the morning.**

5. Let's sing!



**I comb my hair. I comb my hair.
I comb my hair in the morning.
In the morning, in the morning.**

1. Listen, look and say.



eat



breakfast



eat breakfast

2. Work in pairs.

Betty, it's time to eat breakfast.



Yes, Mom.



I eat breakfast every morning.

3. Listen and number.



4. Listen and check.



5. Let's sing!



**I eat breakfast. I eat breakfast.
I eat breakfast every morning.
Every morning, every morning.**

1. Listen, look and say.



school



walk



go to school

2. Work in pairs.



Jimmy, it's time
to go to school.

Yes, Dad.



I walk to school.
I walk to school every morning.



3. Listen and number.



4. Ask and answer.

How do you go to school?



I go to school by bike.

5. Let's sing!



**I walk to school. I walk to school.
I walk to school every morning.
Every morning, every morning.**

1. Let's say it!



wake up



get up



brush my teeth



wash my face



comb my hair



eat breakfast



walk to school



**go to school
by bike**



**go to school
by car**

2. Work in pairs.

When do you get up?

I get up at six o'clock.




When do you go to school?

I go to school at seven o'clock.



How do you go to school?

I walk to school.





Be careful!

OK.

UNIT 3



MEANS OF TRANSPORT

UNIT 3

LESSON 15

1. Listen, look and say.



bus



school

2. Work in pairs.

What's this?



It's a bus.



**How do you
go to school?**



I go to school by bus.

3. Listen and number.



4. Let's play!

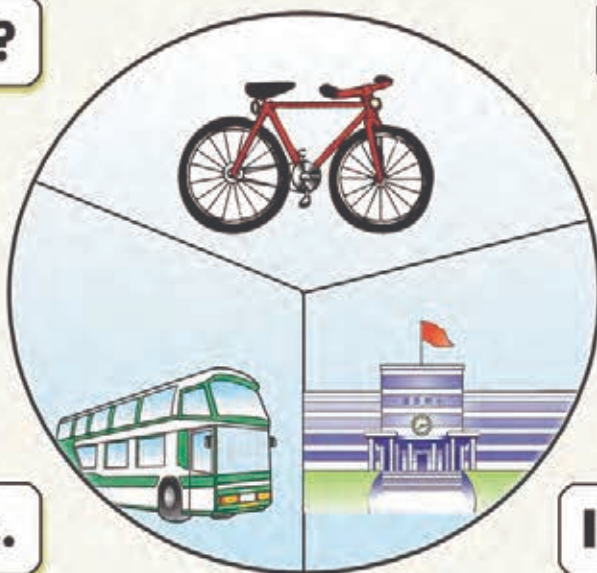
What's this?



It's a bike.



It's a bus.



It's a school.

5. Let's sing!



**What is this? It's a bus.
What is this? It's a bus.
We go to school by bus.
We go to school by bus.**

UNIT 3

LESSON 16

1. Listen, look and say.



taxi



zoo

2. Work in pairs.

What's that?



It's a taxi.



We take a taxi
to the zoo.




We take a bus
to the zoo.

3. Let's play!



How do you go to school?




I go to school by car.



I go to school by bike.



I take a taxi to school.



We take a bus to school.

4. Let's sing!



**What is that? It's a taxi.
What is that? It's a taxi.
Take a taxi to the zoo.
Take a taxi to the zoo.**

1. Listen, look and say.



boat



lake

2. Work in pairs.

What's this?




It's a boat.



What's that?


It's a lake.



**We row a boat
on the lake.**

3. Listen and check.

1



2



3



4



4. Let's sing!



Row, row, row your boat.
Row your boat on the lake.
Sing, sing, sing, sing.
Life is but a song.

UNIT 3

LESSON 18

1. Listen, look and say.



truck



bridge

2. Work in pairs.

This is a truck.



That is a bridge.



What do you see on the bridge?



**I see a truck
on the bridge.**



3. Listen and number.



4. Ask and answer.

What do you see on the bridge?



I see a bus on the bridge.

5. Let's say it!



**Tommy, Tommy,
What do you see?
I see a big truck,
Selling ice cream!**

UNIT 3

LESSON 19

1. Listen, look and say.



plane



sky

2. Work in pairs.

What's that?



It's a plane.



What do you see in the sky?



**I see a plane
in the sky.**

3. Ask and answer.



What do you see on the lake?

I see a boat on the lake.



on the lake



in the water



on the bridge



in the sky

4. Let's say it!



**What can fly in the sky?
A bird can fly in the sky.
What can fly in the sky?
A plane can fly in the sky.**

UNIT 3

LESSON 20

1. Listen, look and say.



ship



train




travel

2. Work in groups.

This is a ship.



That is a train.



How do you travel?

We travel by ship.



We travel by train.



3. Listen and number.



4. Listen, draw and color.

1

2

5. Let's sing!



**What is this? This is a ship.
What is this? This is a ship.
Oh, we travel by ship.
Oh, we travel by ship.**

1. Listen, look and say.



bus



taxi



truck



train



boat



ship



plane



bike



school



zoo



lake



bridge

2. Ask and answer.



How do you go to school?



I take a bus to school.



How do you travel?



I travel by plane.



What do you see in the water?



I see a frog in the water.

3. Let's sing!



**The wheels on the bus go round and round,
Round and round, round and round.
The wheels on the bus go round and round,
All day long.**

What's your favorite food?

Bananas. What about you?



My favorite food is fish.

UNIT 4



HEALTH FOOD

UNIT 4

LESSON 22

1. Listen, look and say.



rice



bread

2. Work in groups.

We have rice and bread.
What do you want?



I want bread.

Rice for me, please.

3. Listen and match.



4. Let's sing!



**What do you want? What do you want?
I want bread. I want bread.
What do you want? What do you want?
I want bread. Bread, please.**

UNIT 4

LESSON 23

1. Listen, look and say.



tomato



cucumber

2. Work in groups.

**We have tomatoes and cucumbers.
What do you want?**



I want a tomato.

A cucumber for me, please.

3. Listen and check.

1



2



3



4



4. Listen, draw and color.

1

2

5. Let's sing!



**What do you want? What do you want?
I want a tomato. I want a tomato.
What do you want? What do you want?
I want a tomato. A tomato, please.**

1. Listen, look and say.



chicken



egg



meat

2. Work in groups.

We have meat, chicken and eggs. What do you want?



I want some chicken.
I want an egg, too.



I want some meat.
I want an egg, too.

3. Listen and number.



4. Ask and answer.



**We have fish and chicken.
What do you want?**



I want fish.

5. Let's sing!



**What do you want? What do you want?
I want chicken. I want chicken.
What do you want? What do you want?
I want chicken. Chicken, please.**

UNIT 4

LESSON 25

1. Listen, look and say.



milk



yogurt

2. Work in groups.

Do you want milk or yogurt?



I want milk.



Yogurt for me, please.

3. Listen and check.

1



2



3



4



4. Ask and answer.



Do you want chicken or fish?



I want fish.

5. Let's sing!



**We have milk. We have yogurt.
Do you want milk or yogurt?
I want milk. I want milk.
I want yogurt. I want yogurt.**

UNIT 4

LESSON 26

1. Listen, look and say.




orange



banana

2. Work in groups.

**Do you want a banana
or an orange?**



3. Listen and match.



4. Let's sing!



**Apples are sweet.
Oranges are sour.
Bananas are yummy, yummy!**

UNIT 4

LESSON 27

1. Listen, look and say.



chocolate



cake



ice cream

2. Let's play!

**What's your
favorite food?**

Ice cream!

Cake!

Chocolate!

**Don't eat too
much sweet food.**

3. Listen and match.



4. Let's say it!



**My favorite food is chocolate.
Don't eat too much chocolate.
My favorite food is ice cream.
Don't eat too much ice cream.**

UNIT 4

LESSON 28

1. Listen, look and say.



meat



chicken



fish



bread



rice



egg



tomato



cucumber



orange



banana



apple



milk



yogurt



chocolate



ice cream




cake

2. Listen and check.



3. What do you want to eat for dinner?

Circle the food in each group you want to have for dinner.





goat

family

monster

baby goat


FUN READING



THE GOAT FAMILY

I'm Father Goat.


I'm Mother Goat.



I'm Baby Goat.


**A goat family lives in the forest.
They are Father Goat, Mother
Goat and Baby Goat.**

**I see grass across the bridge.
Mom, let's go eat it.**




**A bad monster lives under
the bridge. How can we go?**

**I see grass across the bridge.
Dad, let's go eat it.**



No problem. Let's go!

Baby Goat is on the bridge.



The monster is angry.

Who's on my bridge?



It's me, Baby Goat.

You're too small. Go away!

**Mother Goat is
on the bridge.**




The monster is angry.

Who's on my bridge?

**It's me,
Mother Goat.**



You're too thin. Go away!



**Don't eat me.
I'm strong!**

No way! I'll eat you.



**The monster runs to Father Goat.
Father Goat hits him.
The monster falls off the bridge.**

**Father Goat crosses the bridge.
Mother Goat and Baby Goat run to him.**



Father, you're great!

**Darling,
I love you!**



Yummy!

**Father Goat, Mother Goat
and Baby Goat are happy.**

VOCABULARY

A

and 和	(50)
at (表示时间)在……时(刻); (表示地点或位置)在……里/上	(18)

B

banana 香蕉	(58)
boat 船	(38)
bread 面包	(50)
breakfast 早餐	(26)
bridge 桥	(40)
brush 刷; 刷子	(22)
bus 公共汽车	(34)
by (表示方法、手段)靠, 通过	(29)

C

cake 蛋糕	(60)
can (表示请求)可以	(10)
chicken 鸡; 鸡肉	(54)
chocolate 巧克力	(60)
*chopsticks 筷子	(6)
comb 梳(头发); 梳子	(24)
cucumber 黄瓜	(52)

D

dad 爸爸	(28)
do 做, 干	(25)
door 门	(4)

E

eat 吃	(26)
egg 鸡蛋	(54)
every 每个的, 每一的	(26)

F

face 脸	(24)
favorite 最喜欢的	(60)
food 食物	(60)
for 为, 对于	(50)

G

gate 大门	(8)
get 获得, 收到, 搞到	(20)
get up 起床	(20)
go 去, 达到	(28)
go to school 上学	(28)

H

hair 头发	(24)
here 在这里	(10)
Here you are. 给你。	(10)
how 怎样, 怎么	(29)
How many...? 多少……?	(7)
How much...? 多少……?	(12)

I

ice cream 冰激凌	(60)
in 在……中/里	(60)
it 它(表示时间、气候等)	(18)

L

lake 湖	(38)
lock 锁(门); 锁	(8)

M

me 我	(10)
meat 肉	(54)
milk 牛奶	(56)
*minus 减	(12)

mom 妈妈 (26)
morning 早晨, 上午 (22)
much 许多; 大量的 (60)

O

o'clock ……点钟 (18)
off 脱离, 离开 (2)
on 在……上 (38)
or 还是, 或者 (56)
orange 橘子 (58)

P

pass 传递, 通过 (10)
pen 钢笔 (10)
pick 拿起, 采摘 (6)
pick up 捡起 (6)
plane 飞机 (42)
please 请 (8)
***plus** 加 (12)
put 放, 摆 (2)
put on 穿上 (2)

R

rice 米饭 (50)
row 划(船等) (38)

S

school 学校 (28)
see 看见 (40)
ship 轮船 (44)
shoe 鞋 (2)
stick 枝条, 棍 (6)
sure 当然, 一定 (10)
sweet 甜的 (60)

T

take 乘(车、船等) (36)
take off 脱下 (2)
taxi 出租汽车 (36)
that 那, 那个 (36)

this 这, 这个 (34)
time 时候, 时间 (19)
tomato 西红柿 (52)
too 太, 过分 (60)
tooth (teeth) 牙齿 (22)
train 火车 (44)
travel 旅行 (44)
truck 卡车 (40)

U

under 在……下面 (66)
up 向上, 在上面 (6)
use 用 (6)

W

wake 醒来 (18)
walk 走, 步行 (28)
want 想要 (50)
wash 洗 (24)
water 水 (43)
when 什么时候, 何时 (18)

Y

Yay! 耶! 好哇! (15)
yogurt 酸奶 (56)

Z

zoo 动物园 (36)

注释: 带 * 的单词不要求掌握,
只需要在上下文中理解。

后 记

清华版小学《英语》（一年级起点）教材是由清华大学大、中、小学“一条龙英语”项目组编写的。

清华大学大、中、小学“一条龙英语”教学研究与实践项目开始于1998年，至今已历时十多个年头。在这个项目的研究进程中，先后受到国家社会科学基金项目、教育部高教司英语教学改革项目和清华大学985项目等多个项目的支持。经过十多年的教学与研究，这个项目取得了许多重要成果，赢得了有关专家、教师、家长和学生们的广泛好评，在全国基础英语教育界享有很高的声誉。中央电视台、北京电视台、清华大学电视台、《北京日报》、*China Daily*、《外语教学与研究》《中小学外语教学》《人民教育》等多种媒体先后报道、刊登该项实验的有关成果，在社会上引起了较大反响。清华大学于2006年授予这个项目“清华大学教学成果奖”一等奖。清华版小学《英语》（一年级起点）教材是该项目的重要研究成果之一。

本套教材力求体现世界先进的教育思想、新的语言观和外语学习观，突出语言的交际功能及其人文性特点，以发展语言实践能力为主线，以培养学生用英语进行交际的能力为最终目标，同时注重培养学生的学习兴趣，提高学生的综合人文素养，从根本上体现了教育部制定的义务教育《英语课程标准》的基本教育理念和教育思想。过去十多年的英语教学实验证明，完成本教材学习的学生，能够对英语学习产生强烈的兴趣，习得良好的英语语感，具备较高的听、说能力和初步的读、写能力，进入中学后在英语学科上具有明显的优势。

本套教材的研究与实践，是在清华大学“一条龙英语”项目领导小组的领导下，在专家顾问委员会的指导下，在小学英语教材编写委员会全体成员的共同努力下完成的。参加本次义务教育教科书编写的人员，除主编和副主编外，还有清华附小的马艳红、范敏、王洁、陈新蕾、张美新、芦荣、俞琨、王奇志、黄耀华、蔡建敏、赵若冰、任丹，和北大附小的范冰、朱晓媛、李瑜、刘桂红。另外，国内外许多教育教学专家、学科专家、教研人员、一线教师，以及家长和学生，都对本套教材的编写与实践提出了许多宝贵的建议。特此一并致谢。

清华大学大、中、小学“一条龙英语”项目组

2013年12月

于清华园

小学生



ISBN 978-7-302-30193-6

0 1 >



9 787302 301936

定价：5.30 元