



全国优秀教材二等奖

义务教育教科书

# 英语

(一年级起点)

## 一年级 上册



人民教育出版社

义务教育教科书

# 英语

(一年级起点)

一年级

上册

(中 国) 人民教育出版社 课程教材研究所  
英语课程教材研究开发中心 编著  
(加拿大) 灵 通 教 育 有 限 公 司

人教版®

人民教育出版社

· 北京 ·

Copyright © 2012 by People's Education Press Ltd. and Lingo Learning Inc.

No part of this publication may be reproduced or transmitted in any form or by any means, without permission in writing from the publisher.

版权共有，未经出版社书面同意，任何人不得以任何形式或方式复制或转换本作品的任何部分。

主 编：吴 欣 Larry Swartz Beth Levy

副主编：陶明天 闫赤兵

主要编写人员：李 静 程 燕 马 茜 马淑英 张海翔

刘 莹 王 微 张 艺 李红霞 张鲁静

Bill Mayes Chris Andersen

责任编辑：马 茜

美术编辑：李宏庆

版式设计：李宏庆 张 静

插 图：李思东工作室

义务教育教科书 英语（一年级起点）一年级 上册

（中 国）人民教育出版社 课程教材研究所

英语课程教材研究开发中心 编著

（加拿大）灵 通 教 育 有 限 公 司

---

出 版 人民教育出版社

（北京市海淀区中关村南大街17号院1号楼 邮编：100081）

网 址 <http://www.pep.com.cn>

人 教 版®

---

版权所有·未经许可不得采用任何方式擅自复制或使用本产品任何部分·违者必究

如发现内容质量问题，请登录中小学教材意见反馈平台：[jcyjfk.pep.com.cn](http://jcyjfk.pep.com.cn)

如发现印、装质量问题，影响阅读，请与×××联系调换。电话：010-58759215

# 致同学

亲爱的同学：

你好！欢迎来到“新起点（Starting Line）英语”的世界。

在这里，你将认识Andy、Bill、Binbin、Joy、Lily和Yaoyao，他们将陪你漫游英语世界。另外，Lucky和Angel也会时不时出现，带给你许多惊喜。

在这里，你将学习许多英文对话、英文歌曲和英文故事，并参与很多英文活动和游戏。在这个过程中，你一定会遇到不少困难，刚开始甚至听不懂也说不出，但千万不要害怕，只要努力多听、多说和多练，你一定会取得进步的。

此外，歌曲、歌谣、游戏和活动能使你不知不觉地学会很多英语。所以，别害羞，尽情享受英语世界的快乐吧。

最后，我要告诉你一个小窍门：在听故事之前，自己先看看故事的图片和文字，看你能读懂多少，然后再听老师讲解或听录音，那时你就会发现自己原来好棒！我知道，同学们都喜欢一遍又一遍地听故事。回家后，你就跟着录音，一遍又一遍地听吧。对了，别忘了和爸爸妈妈或小伙伴一起分享这些有趣的故事哦。用英文讲故事一定很酷！

好了，现在就让我们一起进入“新起点英语”的世界吧！

编 者

2012年5月





Angel



Bill



Andy



Miss Wu



Lily



Joy



Yaoyao



Binbin



Lucky

# 目 录

<b>Starter</b> .....	<b>2</b>
<b>Unit 1 School</b> .....	<b>4</b>
<b>Unit 2 Face</b> .....	<b>12</b>
<b>Unit 3 Animals</b> .....	<b>20</b>
<b>Revision 1</b> .....	<b>28</b>
<b>Unit 4 Numbers</b> .....	<b>30</b>
<b>Unit 5 Colours</b> .....	<b>38</b>
<b>Unit 6 Fruit</b> .....	<b>46</b>
<b>Revision 2</b> .....	<b>54</b>
附录一 歌谣和歌曲 .....	<b>56</b>
附录二 单元词汇表 .....	<b>58</b>
附录三 总词汇表 .....	<b>60</b>
附录四 常用语表 .....	<b>62</b>

# Starter

Good morning! I'm Miss Wu.  
What's your name?

Hello! My name is Bill.





# Unit 1 School



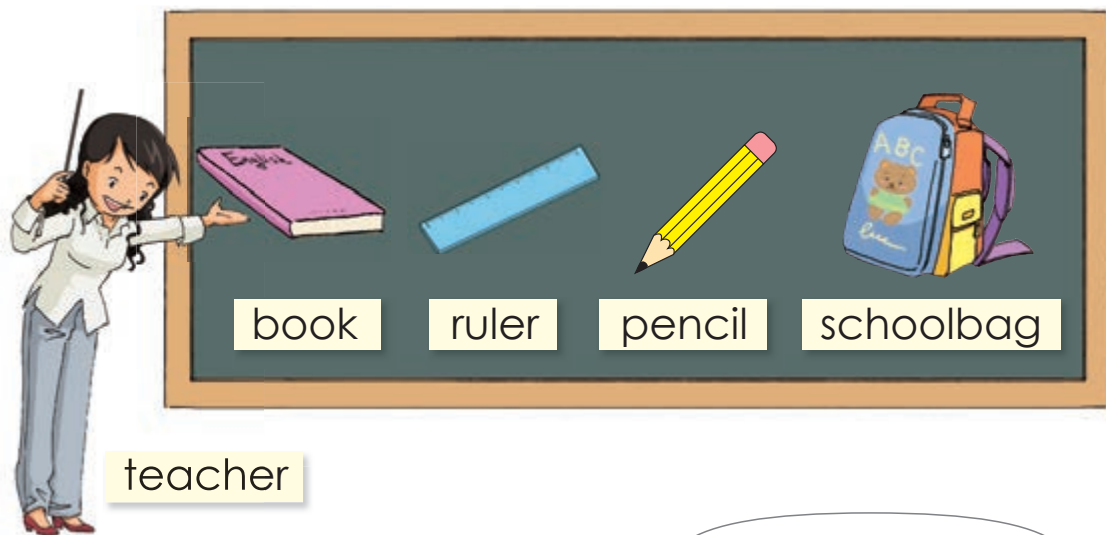




I have a book.

# Lesson 1

A Look, listen and chant. 🎧



B Listen and do. 🎧



C Listen and chant again. 🎧

## Lesson 2

A Look, listen and repeat. 




B Let's play.





## Lesson 3

### A Let's play.




### B Let's sing. 🎧

# Review & Rewards

A Let's review.

B Let's stick.





# Story Time



Show me your schoolbag.



Open it.



Show me your ruler.



Show me  
your pencil.

I have a pencil.



Show me  
your book.

Open your book.



Hi! I'm Angel.

Wow!



Good morning!





# Unit 2 Face



Touch your  
mouth.

This is my  
mouth.






# Lesson 1

**A** Look, listen and chant. 🎧



**B** Listen and do. 🎧




**C** Listen and chant again. 🎧




## Lesson 2

A Look, listen and repeat. 




B Let's play.





## Lesson 3

### A Let's play.



### B Let's sing. 🎧


## Review & Rewards

A Let's review.


B Let's stick.



# Story Time









# Unit 3 Animals



It's a tiger.

What's this?






What's this?


It's a dog.

# Lesson 1

A Look, listen and chant. 🎧



B Listen and act. 🎧



C Listen and chant again. 🎧

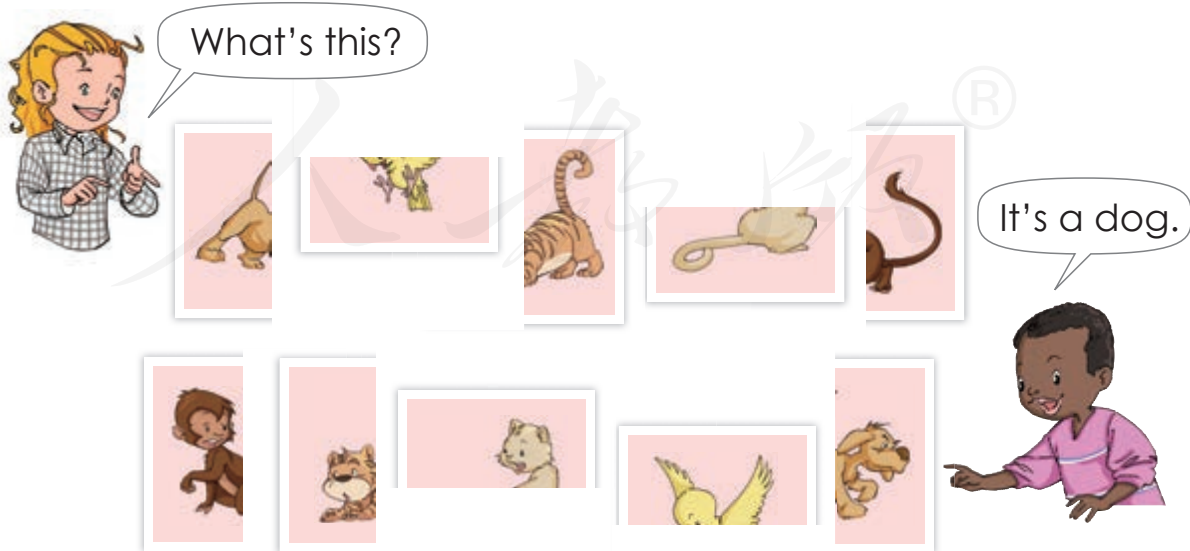


## Lesson 2

A Look, listen and repeat. 




B Look, find and say.





## Lesson 3

### A Let's play.



### B Let's sing. 🎧

## Review & Rewards

A Let's review.


B Let's stick.



# Story Time







# Revision 1

A Look, listen and point. 

B Let's say.




C Let's play.



START



I have a ...




2





# Unit 4 Numbers



How many tigers  
are there?





Five.

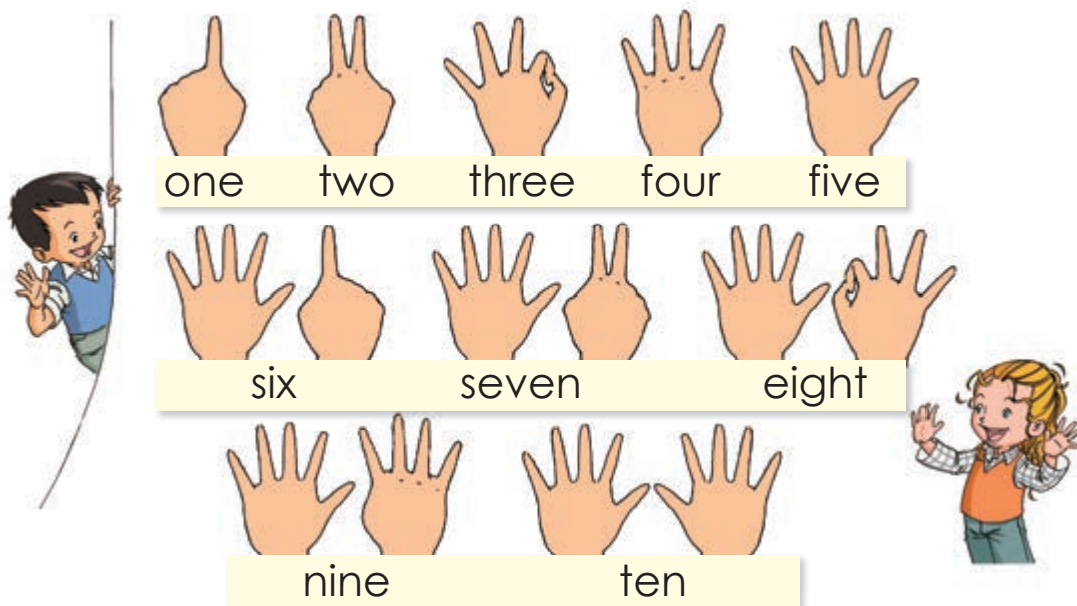
Nine.

How many birds  
are there?



# Lesson 1

**A** Look, listen and chant. 



**B** Listen and do. 



**C** Listen and chant again. 

## Lesson 2

A Look, listen and repeat. 






B Let's play.



## Lesson 3

A Look, count and say.



How many dogs are there?

Six.



B Let's sing. 



## Review & Rewards

A Let's review.

B Let's stick.

8

9

10



# Story Time



How many are there?



One, two, three ...





Let's share!



4

OK! One for Joy and one for me. One for Andy and one for me ...



5

Oh, no!



6



# Unit 5 Colours




Oh, a bird!

What colour is it?

What colour is it?

It's yellow.




A dog!

It's black.

# Lesson 1

A Look, listen and chant. 🎧



B Listen and do. 🎧



C Listen and chant again. 🎧



## Lesson 2

A Look, listen and repeat. 


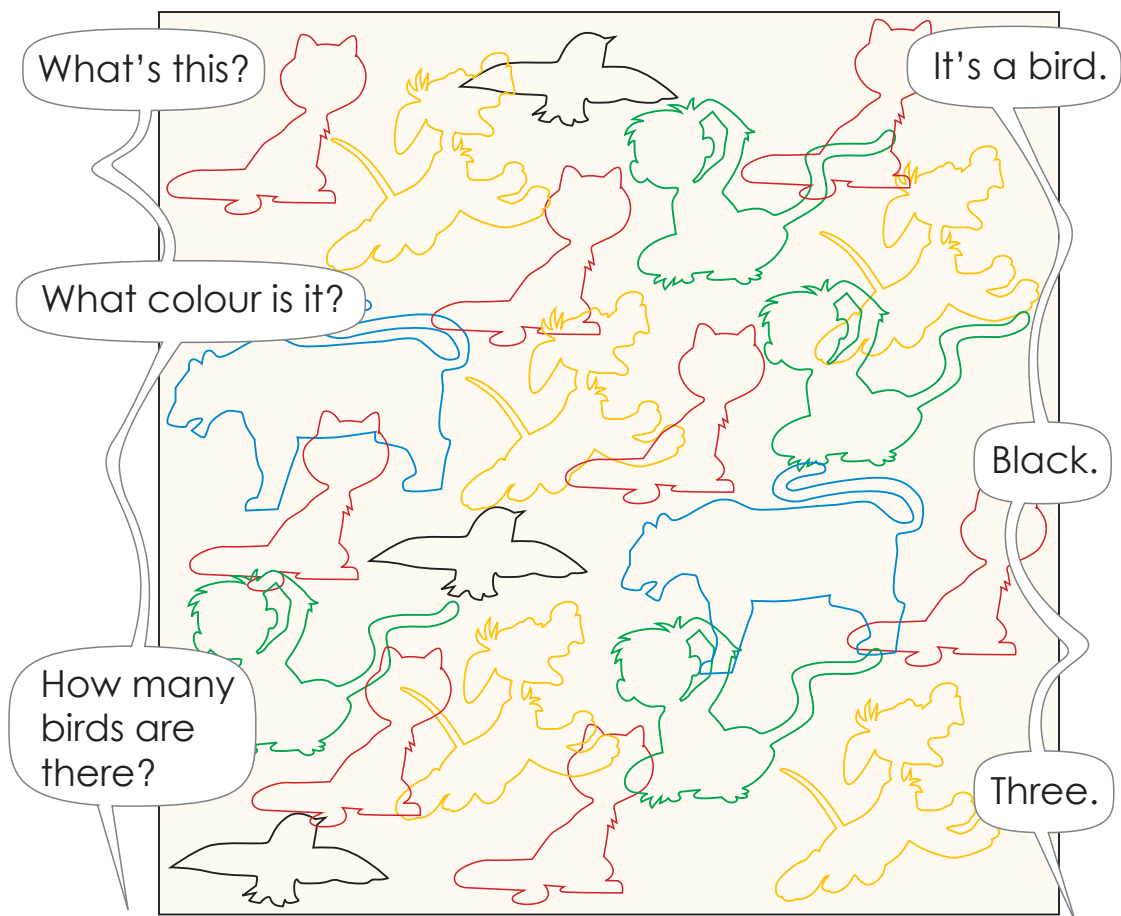


B Let's play.



## Lesson 3

### A Let's play.




### B Let's sing. 🎧

## Review & Rewards

A Let's review.

B Let's stick.





# Story Time




Oh, a yellow balloon,  
and a green balloon!



Oh, a blue balloon!



A big black  
balloon, please.





# Unit 6 Fruit



Do you like  
bananas?






Do you like pears?

Yes, I do.

No, I don't.

# Lesson 1

A Look, listen and chant. 🎧



B Listen and do. 🎧



C Listen and chant again. 🎧



## Lesson 2

### A Look, listen and repeat.









### B Look, choose and say.





## Lesson 3

A Look, draw and say.



Do you like pears?

No, I don't.




B Let's sing. 

# Review & Rewards

A Let's review.

B Let's stick.





# Story Time



1

A gift for you.



2

Thank you!

What is it?



3



Oh no, a fish!

Oh no, a banana!

Do you like bananas?

Do you like fish?


*Merry Christmas! Happy New Year!*

# Revision 2


A Look, listen and point. 

B Let's say.

C Let's play.



Do you like ...?



What colour is it?







2

How many ...  
are there?

1

FINISH

# 附录一 歌谣和歌曲

## Unit 1

### Lesson 1, A & C

Hello, pencil!  
Hello, ruler!  
Hello, schoolbag! Hello!  
Hello, book!  
Hello, teacher!  
Hello! Hello! Hello!

### Lesson 3, B

I have a pencil.  
I have a book.  
I have a beautiful  
schoolbag, too.  
I have a ruler.  
I have a teacher.  
Hello! Hello to you!

## Unit 2

### Lesson 1, A & C

Look at my eye.  
Look at my ear.  
Look at my nose.  
Look at my mouth,  
And my little face,  
My little face.

### Lesson 3, B

I have two ears.  
I have two eyes.  
One little nose.  
One little mouth.  
I have two ears.  
I have two eyes.  
One little face.  
One little face.

## Unit 3

### Lesson 1, A & C

Cat, cat, what do you see?  
I see a dog looking at me.  
Dog, dog, what do you see?  
I see a bird looking at me.  
Bird, bird, what do you see?  
I see a monkey looking at me.  
Monkey, monkey, what do you  
see?

I see a tiger looking at me.

### Lesson 3, B

Two little black birds sitting  
on a hill.  
One named Jack, one  
named Jill.  
Fly away Jack, fly away Jill.



Come back Jack, come  
back Jill.  
Two little black birds sitting  
on a hill.  
One named Jack, one  
named Jill.

## **Unit 4**

### **Lesson 1, A & C**

One finger, two fingers,  
three fingers, four.  
One, two, three, four,  
five fingers more.  
Six fingers, seven fingers,  
eight fingers, nine.  
Six, seven, eight, nine,  
ten fingers. Hooray!

### **Lesson 3, B**

One little, two little, three  
little Indians.  
Four little, five little, six little  
Indians.  
Seven little, eight little, nine  
little Indians.  
Ten little Indian boys.

## **Unit 5**

### **Lesson 1, A & C**

Red, red,

I like red.  
Yellow, yellow,  
I like yellow.  
Black, black,  
I like black.  
Blue, blue,  
I like blue.  
Green, green,  
I like green.

### **Lesson 3, B**

Red and yellow and pink and  
green.  
Purple and orange and blue.  
I can sing a rainbow,  
Sing a rainbow,  
Sing a rainbow now.

## **Unit 6**

### **Lesson 1, A & C**

I like pears.  
I like apples.  
I like oranges.  
I like bananas.  
They are all good to eat.

### **Lesson 3, B**

Apple round, apple red.  
Apple juicy, apple sweet.  
Apple, apple, I love you.  
Apple sweet, I love to eat.

## 附录二 单元词汇表

(注: 黑体词为本册的重点词汇)

### Unit 1 .....

<b>book</b>	书, 书本 (6)
<b>ruler</b>	尺子 (6)
<b>pencil</b>	铅笔 (6)
<b>schoolbag</b>	书包 (6)
<b>teacher</b>	教师 (6)
<b>I</b>	我 (7)
<b>have</b>	有 (7)
<b>a/an</b>	一 (个) (7)

### Unit 2 .....

<b>face</b>	脸 (14)
<b>ear</b>	耳朵 (14)
<b>eye</b>	眼睛 (14)
<b>nose</b>	鼻子 (14)
<b>mouth</b>	嘴巴 (14)
<b>this</b>	这 (个) (15)
<b>is</b>	是 (15)
<b>my</b>	我的 (15)

### Unit 3 .....

<b>dog</b>	狗 (22)
<b>bird</b>	鸟 (22)
<b>tiger</b>	老虎 (22)

<b>monkey</b>	猴子 (22)
<b>cat</b>	猫 (22)
<b>what</b>	什么 (23)
<b>it</b>	它 (23)

### Unit 4 .....

<b>one</b>	一 (32)
<b>two</b>	二 (32)
<b>three</b>	三 (32)
<b>four</b>	四 (32)
<b>five</b>	五 (32)
<b>six</b>	六 (32)
<b>seven</b>	七 (32)
<b>eight</b>	八 (32)
<b>nine</b>	九 (32)
<b>ten</b>	十 (32)
<b>how</b>	多少 (33)
<b>many</b>	多的, 许多的 (33)
<b>are</b>	是 (33)
<b>there</b>	(代替主语) (33)

### Unit 5 .....

<b>black</b>	黑色; 黑色的 (40)
<b>yellow</b>	黄色; 黄色的 (40)

**blue** 蓝色；蓝色的（40）  
**red** 红色；红色的（40）  
**green** 绿色；绿色的（40）  
**colour** 颜色（41）

## Unit 6 .....

**apple** 苹果（48）  
**pear** 梨（48）

**banana** 香蕉（48）  
**orange** 柑橘；橙（48）  
**do** （助动词）（49）  
**you** 你；你们（49）  
**like** 喜欢，喜爱（49）  
**yes** 是，是的（49）  
**no** 不，不是（49）

人教版®



## 附录三 总词汇表

(注: 黑体词为本册的重点词汇)

### A

a/an	一(个)(7)
<b>apple</b>	苹果(48)
are	是(33)

### B

<b>banana</b>	香蕉(48)
<b>bird</b>	鸟(22)
<b>black</b>	黑色; 黑色的(40)
<b>blue</b>	蓝色; 蓝色的(40)
<b>book</b>	书, 书本(6)

### C

<b>cat</b>	猫(22)
colour	颜色(41)

### D

do	(助动词)(49)
<b>dog</b>	狗(22)

### E

<b>ear</b>	耳朵(14)
<b>eight</b>	八(32)

<b>eye</b>	眼睛(14)
------------	--------

### F

<b>face</b>	脸(14)
<b>five</b>	五(32)
<b>four</b>	四(32)

### G

<b>green</b>	绿色; 绿色的(40)
--------------	-------------

### H

have	有(7)
how	多少(33)

### I

I	我(7)
is	是(15)
it	它(23)

### L

like	喜欢, 喜爱(49)
------	------------

**M**

many	多的, 许多的 (33)
monkey	猴子 (22)
mouth	嘴巴 (14)
my	我的 (15)

**N**

nine	九 (32)
no	不, 不是 (49)
nose	鼻子 (14)

**O**

one	一 (32)
orange	柑橘; 橙 (48)

**P**

pear	梨 (48)
pencil	铅笔 (6)

**R**

red	红色; 红色的 (40)
ruler	尺子 (6)

**S**

schoolbag	书包 (6)
seven	七 (32)
six	六 (32)

**T**

teacher	教师 (6)
ten	十 (32)
there	(代替主语) (33)
this	这 (个) (15)
three	三 (32)
tiger	老虎 (22)
two	二 (32)

**W**

what	什么 (23)
------	---------

**Y**

yellow	黄色; 黄色的 (40)
yes	是, 是的 (49)
you	你; 你们 (49)

## 附录四 常用语表

### Starter .....

Good morning! 早上好!  
Good afternoon! 下午好!  
Hello! 你好!  
Hi! 你好!  
I'm Miss Wu. 我是吴老师。  
What's your name? 你叫什么名字?  
My name is Bill. 我叫比尔。  
Bye! 再见!  
Goodbye! 再见!

### Unit 1 .....

Stand up! 起立!  
Show me your pencil. 出示你的铅笔。  
Sit down, please. 请坐下。  
Close your eyes. 闭上眼睛。  
Open your eyes. 睁开眼睛。  
What's missing? 什么东西不见了?

### Unit 2 .....

Touch your ear. 摸你的耳朵。

### Unit 3 .....

Act like a monkey. 模仿猴子动作。

### Unit 4 .....

Show me five. 出示“5”。

### Unit 5 .....

Show me red. 出示红色的东西/  
指指红色的东西。

Oh! 啊!

Guess! 猜一猜!

### Unit 6 .....

Show me an apple. 出示苹果。

Choose a number, please.  
请选一个数字。



# 后 记

本册教科书是人民教育出版社课程教材研究所英语课程教材研究开发中心依据教育部《义务教育英语课程标准》（2011年版）与加拿大灵通教育有限公司合作编写的，经国家基础教育课程教材专家工作委员会2012年审查通过。北京市海淀区教师进修学校对本册教科书的修订提供了全方位的支持。

本册教科书集中反映了基础教育教科书研究与实验的成果，凝聚了参与课改实验的教育专家、学科专家、教研人员以及一线教师的集体智慧。我们感谢所有对本册教科书的编写、出版提供过帮助与支持的同仁和社会各界朋友。我们还要特别感谢原教科书主要编写人员龚亚夫、李静纯、柳宁、王晓东和谢乃莹。

本册教科书出版之前，我们通过多种渠道与教科书选用作品（包括照片、画作）的作者进行了联系，得到了他们的大力支持。对此，我们表示衷心的感谢！但仍有部分作者未能取得联系，恳请入选作品的作者与我们联系，以便支付稿酬。

我们真诚地希望广大教师、学生及家长在使用本册教科书的过程中提出宝贵意见，并将这些意见和建议及时反馈给我们。让我们携起手来，共同完成义务教育教材建设工作！

联系方式

电 话：010-58758251

电子邮箱：jcfk@pep.com.cn

人民教育出版社 课程教材研究所  
英语课程教材研究开发中心  
2012年5月



## Unit 1



Look, listen and chant.



Listen and do.



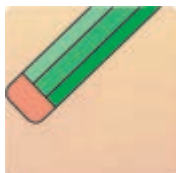
Listen and chant again.



Look, listen and repeat.



Let's play.



Let's play.



Let's sing.

## Unit 2



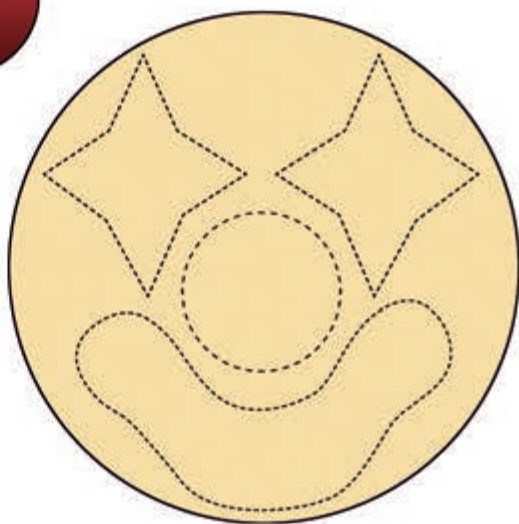
Let's play.



Let's play.



Listen and do.



Listen and chant again.

Let's sing.



Look, listen and repeat.

Look, listen and chant.

## Unit 3



Look, listen and chant.



Listen and act.



Listen and chant again.



Look, listen and repeat.



Look, find and say.



Let's play.



Let's sing.





## Unit 4



Look, listen and chant.



Listen and do.



Listen and chant again.



Look, listen and repeat.



Let's play.



Look, count and say.



Let's sing.

## Unit 5



Look, listen and chant.



Listen and do.



Listen and chant again.



Look, listen and repeat.



Let's play.



Let's play.



Let's sing.

## Unit 6



Look, listen and chant.



Listen and do.



Listen and chant again.



Look, listen and repeat.



Look, choose and say.














Look, draw and say.



Let's sing.












人教®





人教®







YIWU JIAOYU JIAOKESHU  
YINGYU

义  
务  
教  
育  
教  
科  
书

英语

一年级 上册

英

语

(一年级起点)

一年  
级

上  
册

人教版®



绿色印刷产品

ISBN 978-7-107-24488-4



9 787107 244889 >

人民教育出版社