



义务教育教科书

义务教育教科书

# ENGLISH

# 英语

(三年级起点)

四年级上册



英语 (三年级起点)

四年级上册



河北教育出版社



绿色印刷产品

ISBN 978-7-5545-0285-3

9 787554 502853

定价：5.35元

全国价格举报电话：12315

河北教育出版社

义务教育教科书

# ENGLISH

# 英语

(三年级起点)

四年级上册

[中国] 河北教育出版社  
[加拿大] DC加拿大国际交流中心 合作编写



河北教育出版社

# 致同学

亲爱的同学们，欢迎你们进入四年级！

学习英语一年了，你们已经能用英语互相问候，能说出多种颜色和身体部位，能表达自己的感受，能用英语介绍动物，还了解了中西方的饮食文化。

这学期丹尼、詹妮和李明会带领你们学习有关服装、在家里的活动、出行、问路以及购物等内容。

你们想用英语说出衣物名称吗？

你们想知道怎样用英语描述在家做的事情吗？

你们想学会用英语问路吗？

你们想知道怎样用英语购物吗？那就开始这学期的学习吧！

请你们在学习中积极参与听做、说唱、玩演和读写的活动，你们就会体会到英语学习有趣且容易！

同学们，上学期我们介绍了词汇学习的方法，你们感到认读、识记词汇很容易吧！从这学期开始，你们将学习仿写语句。仿写时要注意书写的格式，如大小写及标点的正确运用等。遇到问题时，你们要主动向老师或同学请教。相信你们一定会学得很棒！



# CONTENTS



<b>Unit 1</b>	<b>The Clothes We Wear</b> .....	1
<b>Unit 2</b>	<b>At Home</b> .....	17
<b>Unit 3</b>	<b>Let's Go!</b> .....	33
<b>Unit 4</b>	<b>Shopping in the City</b> .....	49
	<i>Words in Each Unit</i> .....	65
	<i>Vocabulary</i> .....	67
	<i>Reading for Fun</i> .....	73



# UNIT 1

Lessons 1 ~ 6

## The Clothes We Wear



# Lesson 1 Skirt and Trousers

## 1 This is a red skirt.

This is a red skirt. I like it.



These are yellow trousers. Yellow is my favourite colour.



shirt



skirt



trousers



T-shirt



sweater

## 2 Let's do it!

Match and colour.



This is a T-shirt.  
It's red.

These are trousers.  
They're black.

This is a shirt.  
It's green.

### 3 What is he/she wearing?



He is wearing a green sweater.



She is wearing a white T-shirt.



He is wearing blue trousers.



She is wearing a yellow skirt.

### 4 Let's play!

Group work. Listen and guess.

1

She is wearing a yellow T-shirt.

Yang Meng.

Wang Li.

2

She is wearing a red skirt.

Wang Li.

Yes.

# Lesson 2 New and Old

## 1 New or old?



**This is a new sweater.**



**This is an old sweater.**



**These are new trousers.**




**These are old trousers.**

## 2 Let's do it!

*Look and write.*







Clothes	
old	T-shirt
new	
big	
small	





### 3 I like your skirt.

<p>1</p> <p>I like your skirt.</p> <p>Thanks!</p> 	<p>2</p> <p>Is it new?</p> <p>Yes! It's my birthday gift.</p> 
<p>3</p> <p>I like your trousers. Are they new?</p> <p>No. They're old.</p> 	<p>4</p> <p>They're my favourite trousers.</p> <p>They're nice!</p> 

### 4 Let's chant.

*I like my new shirt.  
It's black and white.  
You like your old skirt.  
It fits you right.*

*New and old,  
Old and new.  
Shirt and skirt,  
On me and you.*



# Lesson 3 Coat and Scarf

## 1 What is she wearing?



coat



scarf



gloves




cap


She is wearing a coat. It's nice.

## 2 Let's do it!

Read and draw.



He is wearing a red cap, a blue coat, black trousers and yellow gloves.



She is wearing a green sweater, an orange skirt and a brown scarf.



### 3 Is this your cap?

1

Is this your cap, Danny?



No! It's Kim's cap.

2

Danny, are these your gloves?



3

No, Miss Zhang. See?

Yes, Danny. I see!




### 4 Let's play!

Group work. Ask and answer.

1

Are you ready?




Yes!

2


Is this your coat?

Yes.



3

Are these your gloves?



No. They're Li Tao's gloves.

# Lesson 4 Shoes and Socks

## 1 What are they wearing?



dress



shoes



socks



shorts

He is wearing shorts. He is cool.

She is wearing a dress. She looks nice.

## 2 Let's do it!

Look and write.



This or these?



This is a dress.

These are socks.

This is

These are

### 3 Are these his shorts? Is this her dress?



These are new shorts.

Are these her shorts?

No, they aren't.

Are these his shorts?

Yes, they are.



This is a new dress.

Is this his dress?

No, it isn't.

Is this her dress?

Yes, it is.

### 4 Let's do it!

Look, read and tick.

Li Lin's Clothes



Kim's Clothes



Is this his cap?

Yes, it is.

No, it isn't.



Is this her skirt?

Yes, it is.

No, it isn't.



Are these his shoes?

Yes, they are.

No, they aren't.




Are these her trousers?

Yes, they are.

No, they aren't.

# Lesson 5 Days of the Week

## 1 What day is it?



## 2 Let's sing!


### He's Wearing Red Trousers




1=D  $\frac{4}{4}$

1 3 5 6 5 3 | 5 4 2 6 5 3 |  
 He's wearing red trousers, red trousers, red trousers.

1 3 5 6 5 3 | 5 4 3 2 1 1 ||  
 He's wearing red trousers, on a **Sun-day** mor-ning.



Monday



Tuesday




Wednesday



Thursday



Friday



Saturday

## 3 Letters and sounds

**a**

**cap**

**black**

**e**

**dress**

**red**

**i**

**pig**

**river**

**o**

**socks**

**dog**

**u**

**bus**

**duck**

Try to read.



map




bed



film



fox




sun

# Lesson 6 Betty's Clothes



## Story time

1



Today is Saturday. I am going to a party. What will I wear?

2



The shorts are new. But I can't wear shorts to a party. I can wear the shorts on Monday.

3



The trousers and the T-shirt are nice. I can wear them on Tuesday, but not today.

4




This sweater is my favourite. But it's hot today. I can wear the sweater on Wednesday.



5

I look nice with a skirt. Wear me!

Yes! Yes!



I like the shirt and the skirt. I can wear them on Thursday, but not today.

6

Do you want to wear me? I'm nice, too.



I'd like to wear the scarf on Friday.

7



I like this dress. It's nice for a party!

8



I will wear my red dress today. It's a birthday gift from my mum.

### ★ Talk and act

- What will Betty wear to the party? Why?
- Act out the story.



# Again, Please!

## 1 Listen and talk.

1

Look, Jenny!  
A cap!

Oh. It's nice.

2

Is this Guo Yang's  
cap?

No, his cap is blue.

3

Is this Danny's  
cap?

No. He's wearing  
his cap.

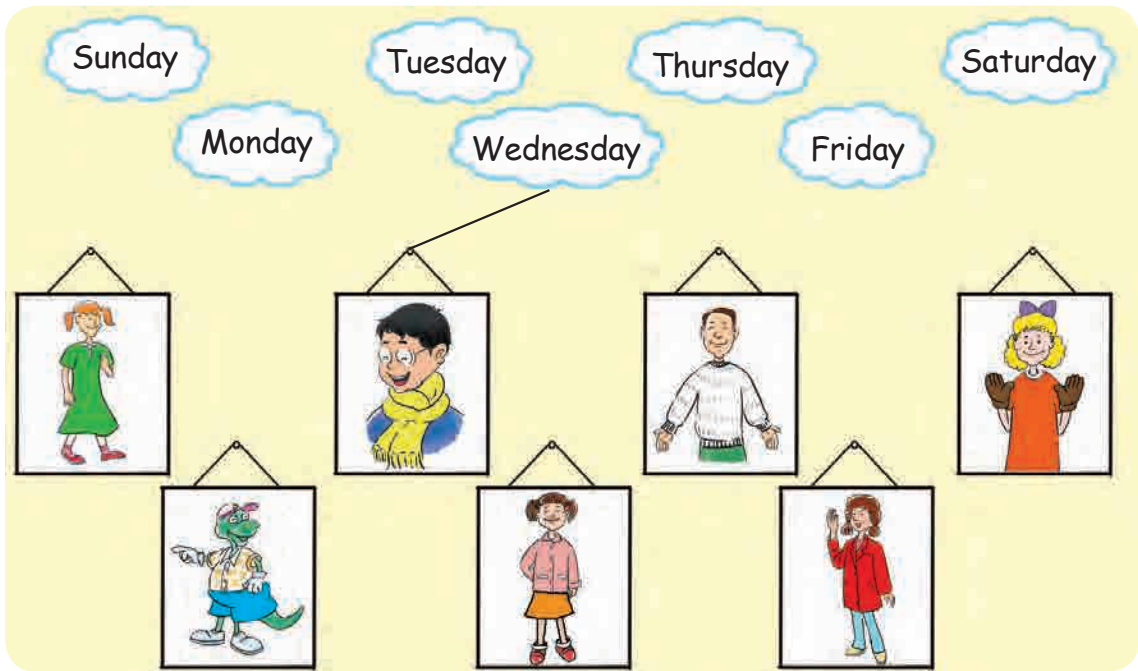
4

Is this your  
cap, Kim?


Yes, it's my new  
cap! Thank you!

The comic strip consists of four panels. Panel 1: A boy in a plaid shirt and blue shorts points to a red cap on the ground. A girl with blonde hair and a purple bow is kneeling to pick it up. Panel 2: The boy asks the girl if the cap is Guo Yang's. She replies that his cap is blue. Panel 3: The boy asks the girl if the cap is Danny's. A thought bubble shows Danny wearing a green cap. She replies that he is wearing his cap. Panel 4: The boy asks the girl if the cap is Kim's. A girl in a yellow dress (Kim) appears and says yes, it's her new cap, and thanks them.


**2 Listen and match.**




**3 Read and match.**



1, 9





1: White dress, 2: Pink skirt, 3: Blue T-shirt, 4: Brown coat, 5: Blue trousers, 6: Blue shorts, 7: Red jacket, 8: Blue cap, 9: Pink shoes, 10: Green sneakers

Jenny is wearing a dress and shoes.

Li Ming is wearing a cap, a coat and trousers.

Danny is wearing a T-shirt, shorts and shoes.

**4 Look and write.**



This is an old cap.



This is a \_\_\_\_\_.



This is an \_\_\_\_\_.






















These are \_\_\_\_\_.



These are \_\_\_\_\_.

**5 How am I doing?**

	Listening 	Speaking 	Reading 	Writing 	Total stars 
At school 					
At home 					
I am...	<div style="display: flex; justify-content: space-around; align-items: center;"> <div style="text-align: center;">  <p>A 10~12 ★</p> </div> <div style="text-align: center;">  <p>B 7~9 ★</p> </div> <div style="text-align: center;">  <p>C 1~6 ★</p> </div> </div>				

# **UNIT 2**

## **Lessons 7~12**

### **At Home**



# Lesson 7 Homework

## 1 What do you do in the evening?



In the evening, I do my homework.



I read a book.





I write a story.



I draw a picture for my story.

## 2 Let's play!

Act and guess.



### 3 Let's sing!

#### This Is the Way I Wash My Clothes



1=C  $\frac{6}{8}$

<u>1</u> <u>1</u> <u>1</u>	<u>1</u> <u>3</u>	<u>5</u> <u>3</u> <u>1.</u>	<u>2</u> <u>2</u> <u>2.</u>
This is the	way I	wash my clothes,	wash my clothes,
<u>7</u> <u>6</u> <u>5.</u>	<u>1</u> <u>1</u> <u>1</u> <u>1</u> <u>3</u>	<u>5</u> <u>3</u> <u>1.</u>	
wash my clothes.	This is the way I	wash my clothes,	
<u>2</u> <u>2</u> <u>5</u> <u>5</u>	<u>1.</u> <u>1.</u>		
on a <b>Sun-day</b>	mor-ning.		

Monday

do my homework

Tuesday

read a book

Wednesday

draw a picture

Thursday

write a story

Friday

sing a song

Saturday

play a game

### 4 Let's play!

Group work. Act and say.

I read a book.

I read a book.  
I write a story.


I read a book. I write a story. I sing a song.

# Lesson 8 TV and Phone


## 1 What do you do at home?




I help my mum and dad.



I talk on the phone with my friends.



I watch TV after dinner.



I play on the computer.





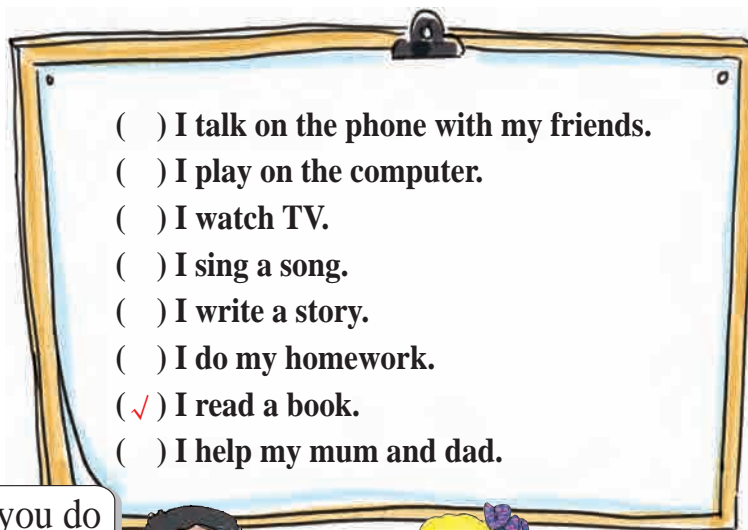
## 2 Let's do it!

### 1. Look and write.



- a. The phone is \_\_\_\_\_ the chair.  
b. The \_\_\_\_\_ is \_\_\_\_\_ the box.  
c. The \_\_\_\_\_ is \_\_\_\_\_ the desk.

### 2. Pair work. Ask and answer. Then tick.



What do you do at home?



I read a book.

# Lesson 9 In the Bedroom


## 1 What do you do in your bedroom?



**I make my bed.**



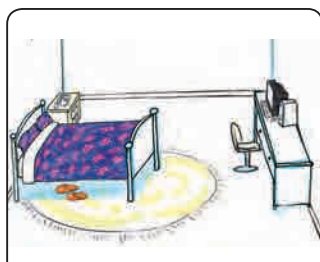
**I clean my bedroom.**



**I play with my teddy bear.**



**I listen to music.**



**bedroom**




**bed**



**teddy bear**


## 2 Let's chant!



Three little teddy bears  
jumping on the bed.  
One falls off and  
bumps his head.



Jenny calls the  
doctor and the  
doctor says,



"No more teddy  
bears jumping  
on the bed!"



Two little teddy bears  
jumping on the bed.  
One falls off and  
bumps his head.



Jenny calls the  
doctor and the  
doctor says,




"No more teddy  
bears jumping  
on the bed!"



One little teddy bear  
jumping on the bed.  
He falls off and  
bumps his head.



Jenny calls the  
doctor and the  
doctor says,



"No more teddy  
bears jumping  
on the bed!"

# Lesson 10 Brush and Wash

## 1 What do you do in the morning?



I brush my teeth.



I wash my face.




I brush my hair.




I put on my clothes.

## 2 Let's do it!

### 1. Pair work. Ask and answer.



## 2. Read and match.



- 7 I read a book.
- I do my homework.
- I wash my hands.
- I wash my face.
- I put on my clothes.
- I have breakfast.
- I clean my bedroom.
- I make my bed.
- I listen to music.
- I play with my teddy bear.
- I watch TV.



# Lesson 11 Toys

## 1 What do you do on Saturday?



On Saturday, I play with my friends.




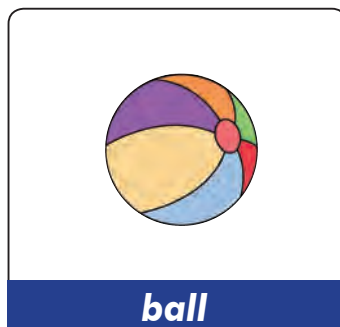
We fly kites.



We play catch with a ball.



We read books. Jenny plays with her toy. Saturday is fun.



## 2 Let's do it!

Group work. Ask and answer.

What do you do on Saturday, Jenny?

I read a book.  
What do you do on Saturday?

I...



## 3 Letters and sounds

**sh**

**shirt**

**shoes**

**ch**

**chicken**

**lunch**

**th**

**three**

**teeth**

**th**

**these**

**this**

Try to read.



ship



beach



math



feather

# Lesson 12 John and Jack




## Story time

1




John and his dog, Jack, are good friends. They play together.

2



In the morning, John brushes his teeth and washes his face. Jack watches him.

3



They have breakfast together.

4



In the afternoon, John goes home with Jack.






On Saturday, they play catch with a ball. John throws the ball.



Jack runs to catch the ball, but he doesn't come back.



Jack is watching a little bird in the grass!



John puts the little bird up in the tree. Then he and Jack go home happily.



★ **Talk and act**

- What do they see in the grass? What do they do then?
- Act out the story.




# Again, Please!


## 1 Listen and talk.



**2 Listen, match and colour.**



**3 Look and write.**




1. In the evening, I \_\_\_\_\_.
2. I \_\_\_\_\_ on Sunday.
3. On Friday, I \_\_\_\_\_  
with my friends.
4. I \_\_\_\_\_ in the morning.
5. I \_\_\_\_\_ at home.
6. I \_\_\_\_\_ on Saturday.

fly a kite  
draw a picture  
play catch  
wash my face  
clean my bedroom  
do my homework




















**4 Look, talk and tick.**

What do you do on Sunday?

I fly a kite and play on the computer.



**5 How am I doing?**

	Listening 	Speaking 	Reading 	Writing 	Total stars 	
At school 						
At home 						
I am...	 A 10~12 ★			 B 7~9 ★		 C 1~6 ★

# UNIT 3

## Lessons 13~18

### Let's Go!



# Lesson 13 At School

## 1 My school


Your school is great.



Look, this is my school!




**school**



**classroom**




**library**




**playground**

## 2 Where's the computer room?



## 3 Let's do it!

Draw and talk.



# Lesson 14 Near and Far

## 1 Near or far?





Li Ming is near the school.




Now Li Ming is far from the school.

## 2 Is the library far from here?












### 3 Let's do it!


Pair work. Point and talk.



# Lesson 15 In the City

## 1 Where is the zoo?

<p>1</p> <p>Excuse me, can you help me?</p>  <p>Yes?</p>	<p>2</p> <p>I'm lost. Where's the zoo?</p> 
<p>3</p> <p>Go straight and turn left. There's the zoo.</p> 	<p>4</p> <p>Thanks!</p>  <p>You're welcome!</p>



street



go straight



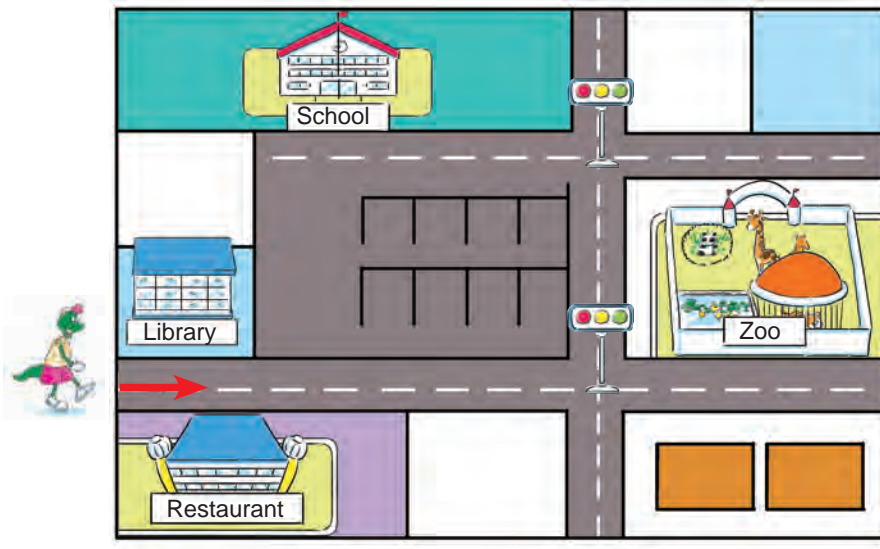
turn left



turn right

## 2 Let's do it!

Pair work. Point and talk.



Excuse me, where is the school?



Go straight...



## 3 Let's chant!

*I'm lost. Oh no! What do I do?  
Can you help me find the zoo?*

*Yes, I can. The zoo is near.  
It's not very far from here.*

*Go straight. Turn left. Can you see?  
No, I can't. Please show me.*

*Now I see. I know the way.  
Thank you very much I say.*



# Lesson 16 Cars and Buses

## 1 How do you go to school?

1

I go to school by bike.




2

I go to the zoo by taxi.



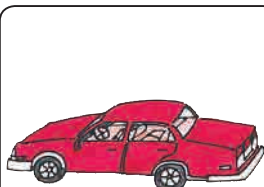
3

I go to the restaurant by car.




4


I go home by bus.



**car**



**bus**



**taxi**



**bike**

## 2 Numbers

20 twenty  
21 twenty-one  
22 twenty-two  
23 twenty-three  
24 twenty-four  
25 twenty-five  
26 twenty-six


27 twenty-seven  
28 twenty-eight  
29 twenty-nine  
30 thirty



Let's say  
the numbers.

## 3 Let's play!

Count by three.







# Lesson 17 I'm Lost!

## 1 Stop or go?

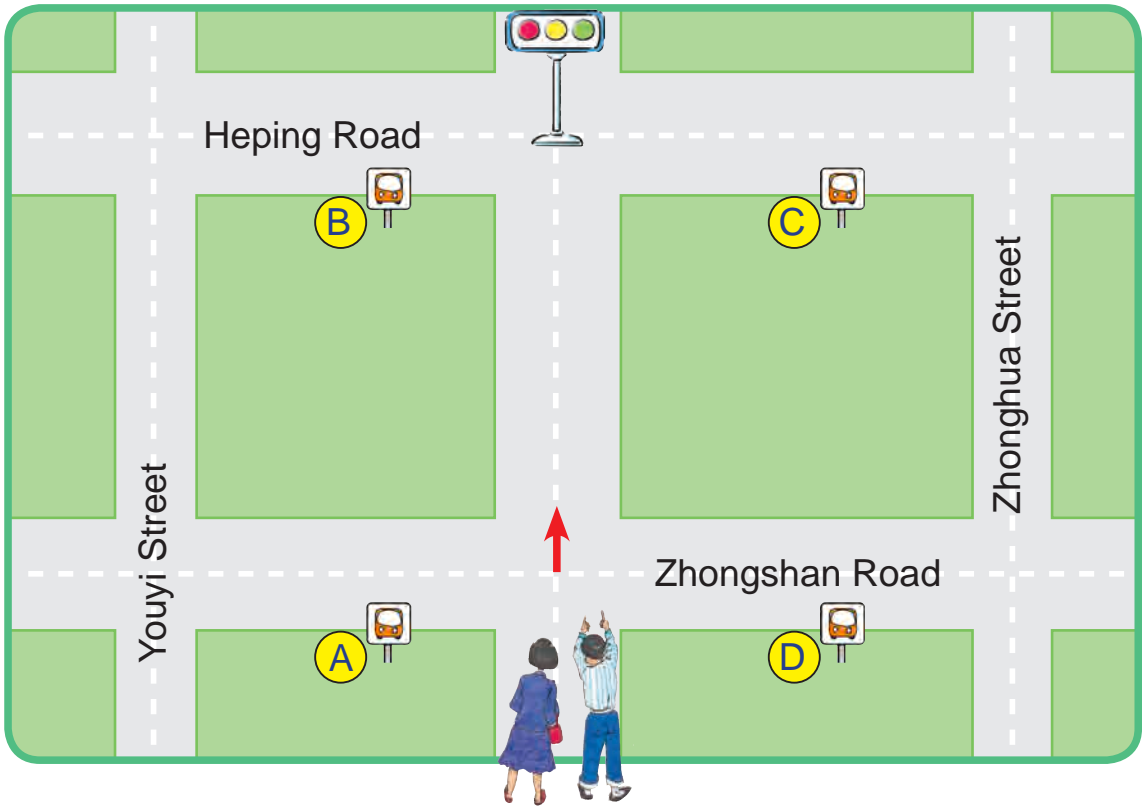
		
<b>Red is stop!</b>	<b>Yellow is wait!</b>	<b>Green is go!</b>
<b>traffic lights</b>		

## 2 Where is the restaurant?

<p>1</p> <p>Excuse me, I'm lost. Where is Happy Restaurant?</p> 	<p>2</p> <p>Well, it's far from here. You can go there by bus.</p> 
<p>3</p> <p>Where is the bus stop?</p> <p>Go straight and turn right at the traffic lights. The bus stop is there.</p> 	<p>4</p> <p>Thanks!</p> <p>You're welcome.</p> 

### 3 Let's do it!

Read Part 2. Circle the bus stop.



### 4 Letters and sounds

**tr**  
traffic  
tree

**dr**  
drive  
drink

**ck**  
duck  
chicken

**qu**  
queen  
quack

**ing**  
morning  
evening

Try to read.



train



drum



clock



question



walking

# Lesson 18 Lost in the City



## Story time

1



I have a sister. Her name is Kitty. She lives in the city. I miss her very much. Today, I am going to visit her.

2




There are many new streets in the city. Where is my sister's home?

3

Excuse me.

I'm lost. Where is the NICE house?

Yes?



I meet a nice dog. The dog says, "Look! Go straight and turn left."



4



But when I get there, I see the MICE house, not the NICE house. Oh no!

5

Excuse me, where is the NICE house?

I'll show you.

Thank you.



I meet an old bird. The old bird says, "Go straight and turn right at the traffic lights. Then you will see the NICE house on the left."

6

I missed you.

I missed you, too.



Finally, I get to the NICE house. My sister is happy to see me. I say, "What a big city! I got lost, but a dog and a bird helped me."


### ★ Talk and act

- Who helps the cat find the NICE house?
- Act out the story.




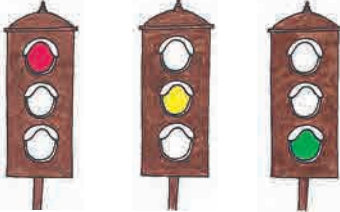


# Again, Please!

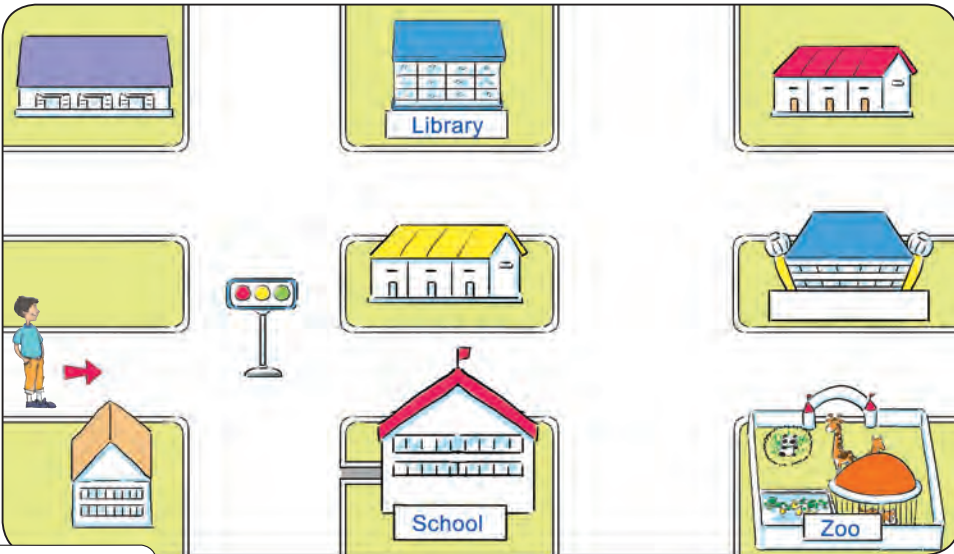
## 1 Listen and talk.



**2 Listen and circle.**

<p>1</p> 	<p>2</p> 
<p>3</p> 	<p>4</p> 

**3 Look and say. Draw lines.**

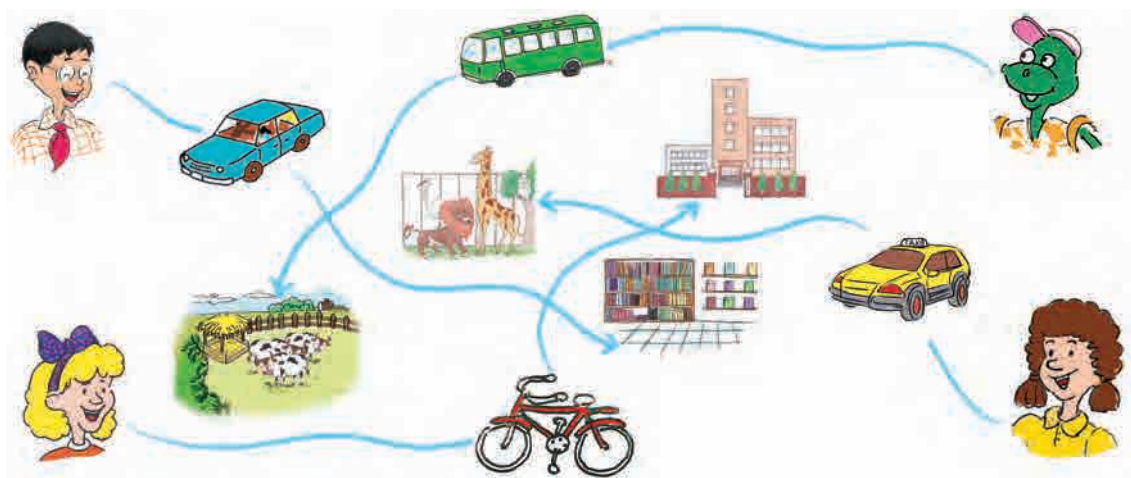


Excuse me, where is the school?



Go straight and turn right at the traffic lights.

**4 Look and write.**






















Li Ming: I go to the \_\_\_\_\_ by \_\_\_\_\_.

Danny: I go to the \_\_\_\_\_ by \_\_\_\_\_.

Jenny: I go to \_\_\_\_\_ by \_\_\_\_\_.

Kim: I go to the \_\_\_\_\_ by \_\_\_\_\_.

**5 How am I doing?**

	Listening 	Speaking 	Reading 	Writing 	Total stars 	
At school 						
At home 						
I am...	 A 10~12 ★			 B 7~9 ★		 C 1~6 ★

# UNIT 4


Lessons 19~24

## Shopping in the City



# Lesson 19 Let's Go Shopping!

## 1 What is it?



## 2 What do you want to buy?

1

What do you want to buy?

I want to buy a new dress.

2

Let's go to the clothes shop.

No, please! I don't want to buy a new dress.

3

Well, what do you want to buy?

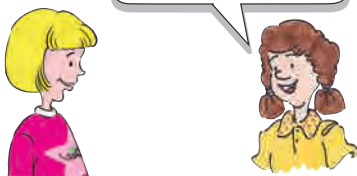
Ice cream!

## 3 Let's do it!

Pair work. Talk and write.

Let's go shopping.  
I want to buy *Snow White*. What do you want to buy?

I want to buy a skirt.



Name	Toy Shop 	Clothes Shop 	Book Shop 	...
Ann			<i>Snow White</i>	
Kim		skirt		
My friend				
Me				

# Lesson 20 At the Shop

## 1 May I help you?

1

May I help you?

Yes, please. I want to buy a dress. Where are the dresses?

2

I'll show you. This way, please.

3

Here they are!

4

Excuse me.

Where's the ice cream?

Yes? May I help you?

Ice cream? I'm sorry. This shop has shoes, clothes, toys, books and bikes, but no ice cream.



## 2 Let's act!



## 3 Let's do it!



Pair work. Write and say.

Clothes Shop	Toy Shop	Fruit Shop
_____	teddy bear	_____
_____	_____	_____
_____	_____	_____




# Lesson 21 Cinema and Park


1 I want to go to the park.



I want to go to the park. Where do you want to go?

2 Let's go to eat some ice cream.





### 3 Let's sing!

#### Let's Go to the Cinema


1=D  $\frac{4}{4}$

5 6 5 4 3 1. 1 |  
 Let's go to the cine- ma, the

2 5. 5 3 1 |  
 cine- ma, the cine- ma.



5 6 5 4 3 1 1 |  
 Let's go to the cine- ma to

2 5 1 - ||  
 see a film.



# Lesson 22 At the Supermarket

## 1 What's this?



## 2 At the supermarket

1

Hi, kids! Let's buy some vegetables.

Great!

Okay!

2

I like tomatoes.

I like potatoes.

3


Mrs. Smith, I like candy, too.

Danny, candy isn't good for your teeth.

4

How about some fruit?

Okay.






### 3 Let's do it!

Pair work. Talk and write.


I want to buy some tomatoes, potatoes and candy. What do you want to buy?



↑↑      ↑↑      ↑↑      ↑↑

milk  **My Shopping List**

I want to buy...



# Lesson 23 Shopping Online

## 1 We can shop online.

1

I want to buy a story book.

Let's go to the book shop.

2

We can shop online.

Great!

3

Look! Here it is.

How much is it?

4

It's 40 yuan.

Let's take it.

Okay!

5

Shopping online is fun and easy.


I like it. Can I buy ice cream online?



## 2 Let's do it!

1. Read Part 1 and circle 😊 or ☹️.

a. Jenny wants to buy a math book.




b. Jenny goes to the book shop.



c. Jenny's mother helps shop online.



d. Danny and Jenny like shopping online.



e. Danny wants to buy ice cream online.



2. Ask and answer.

Do you like shopping online?



Yes.



What do you want to buy?

I want to buy...

## 3 Letters and sounds

**ts**

**donuts**

**cats**

**ds**

**kids**

**beds**

**wh**

**what**

**where**

**wr**

**write**

**wrong**


Try to read.



**hats**



**cards**



**wheel**



**writer**

# Lesson 24 Etta's Teddy Bear



## Story time

1



Etta has a teddy bear. His name is Teddy. Teddy is her good friend.

2



Etta cannot find Teddy today. Where is he? She looks for him everywhere.

3

Let's buy a new teddy bear.



Etta cries. Her mother takes her to the toy shop.

4

Let's go to the clothes shop to buy a new skirt.



Etta does not like the new teddy bears there.



5

Let's go to the restaurant to have hamburgers and ice cream.



Etta likes the new skirt, but she still wants her teddy bear.

6



Etta likes hamburgers and ice cream. But she can't forget her teddy bear.

7

How did you get in there?!



It is time to go to bed. Then she sees...  
TEDDY!!!

8

Mum, here is my teddy bear!



Etta is happy to find Teddy.

### ★ Read and order

- Etta cannot find her teddy bear.
- Her mother takes her to the toy shop.
- She finds Teddy in the bed.
- They go to the clothes shop.
- She cries.
- They go to the restaurant.















# Again, Please!


## 1 Listen and talk.



**2 Listen and circle.**

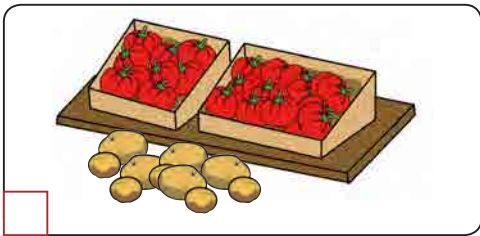
1			
2			
3			
4			

**3 Read and match.**






















- a. Yes, please. I want to buy a ball.
- b. Okay.
- c. May I help you?
- d. Don't use that bag. We have our shopping bag.

**4** Read, write and match.



1. Let's go to the clothes \_\_\_\_\_ to buy a cap.
2. I want to buy some candy at the \_\_\_\_\_.
3. I like tomatoes and \_\_\_\_\_.
4. I want to go to the \_\_\_\_\_ to see a film.

**5** How am I doing?

	Listening 	Speaking 	Reading 	Writing 	Total stars 
At school 					
At home 					
I am...	<div style="display: flex; justify-content: space-around; align-items: center;"> <div style="text-align: center;">  <p>A 10~12 ★</p> </div> <div style="text-align: center;">  <p>B 7~9 ★</p> </div> <div style="text-align: center;">  <p>C 1~6 ★</p> </div> </div>				

# Words in Each Unit

(注: 本表所列词汇要求学生听懂、会说、认读和书写)

## Unit 1

shirt (尤指男式的) 衬衫	(1)
skirt 裙子	(1)
trousers 裤子	(1)
sweater 毛衣, 线衣	(1)
this 这, 这个	(1)
these 这些	(1)
is 是(用于 <i>he, she, it</i> 及单数 可数名词和不可数名词后)	(2)
are 是(用于 <i>we, you, they</i> 及 复数名词后)	(2)
new 新的	(2)
old 旧的; 年老的; ……岁的	(2)
it 它	(2)
they 他们; 她们; 它们	(2)
coat 大衣; 外套	(3)
cap (有帽舌的) 帽子	(3)
Miss 小姐, 女士(用于未婚女 子姓氏或姓名前, 以示礼貌)	(3)
dress 连衣裙	(4)
shoe 鞋	(4)

sock 短袜	(4)
shorts 短裤(复数)	(4)
not 不是; 不, 没	(4)
day 一天; 一日	(5)
today 今天	(5)
week 星期	(5)

## Unit 2

do 做, 干, 办(某事); 无词 义(用于第一、二人称主语, 构成否定句、疑问句等的助 动词)	(7)
my 我的	(7)
homework 家庭作业	(7)
read 读; 阅读	(7)
book 书	(7)
watch 看; 注视	(8)
TV 电视; 电视机	(8)
bed 床	(9)
clean 打扫; 干净的	(9)
listen (注意地) 听	(9)
listen to (注意地) 听; 倾听	(9)
wash 洗; 洗涤	(10)

face 脸; 面	(10)	thirty 三十	(16)
toy 玩具	(11)	light 灯	(17)
ball 球	(11)	red 红色; 红色的	(17)
kite 风筝	(11)	yellow 黄色; 黄色的	(17)
fly 飞; 放飞	(11)	green 绿色; 绿色的	(17)
play 玩; 做游戏	(11)		
with 和……在一起; 同, 跟	(11)		
play with 拿……玩; 和…… 一起玩	(11)		

### Unit 3

school 学校; 上课(或上学) 时间	(13)
classroom 教室	(13)
library 图书馆	(13)
playground 操场; 游乐场	(13)
where 在哪里; 到哪里	(13)
near 在……附近	(14)
far 远的; 遥远的	(14)
from 从……来; 离…… far from 离……远	(14)
the 这(那)个; 这(那)些	(14)
street 街道	(15)
bike 自行车	(16)
taxi 出租汽车	(16)
car 小汽车; 轿车	(16)
bus 公共汽车	(16)

### Unit 4

shop 商店; 购物	(19)
let's (= let us) 让我们…… (提出建议时用)	(19)
go 出发, 离去; 行走; 去; 开始	(19)
go shopping 购物	(19)
want 想要	(20)
to 朝……, 向……; 无词义 (与动词原形一起构成不定式)	(20)
buy 买	(20)
way 方向; 方式; 方法; 道路	(20)
cinema 电影院	(21)
park 公园	(21)
supermarket 超市	(21)
tomato 西红柿	(22)
potato 马铃薯, 土豆	(22)
bag 包; 袋	(22)

# Vocabulary

(注: 黑体词要求听懂、会说、认读和书写; 白体词要求听懂、会说和认读; 标星号词为超标词)

## A

about	关于; 对于	(22)
how about	(建议时说)怎么 样, 好吗	(22)
after	在……后	(8)
afternoon	下午	(12)
am	是(用于 <i>I</i> 后)	(6)
and	和; 及; 与	(1)
<b>are</b>	是(用于 <i>we, you, they</i> 及 复数名词后)	(2)
at	在……; 朝……	(7)

## B

back	回来	(12)
<b>bag</b>	包; 袋	(22)
<b>ball</b>	球	(11)
<b>bed</b>	床	(9)
* bedroom	卧室	(9)
<b>bike</b>	自行车	(16)
birthday	生日	(2)
blue	蓝色; 蓝色的	(1)
<b>book</b>	书	(7)
breakfast	早餐	(12)

* brush	刷; 刷子	(10)
<b>bus</b>	公共汽车	(16)
but	但是	(6)
<b>buy</b>	买	(20)
by	乘坐(交通工具)	(16)

## C

can	可以; 能, 会	(6)
candy	糖果	(22)
cannot	不可以; 不能( <i>can</i> 的 否定形式)	(24)
<b>cap</b>	(有帽舌的)帽子	(3)
<b>car</b>	小汽车; 轿车	(16)
* catch	(儿童)传接球游戏; 接住	(11)
<b>cinema</b>	电影院	(21)
city	城市	(15)
<b>classroom</b>	教室	(13)
<b>clean</b>	打扫; 干净的	(9)
clothes	衣服; 衣物	(1)
<b>coat</b>	大衣; 外套	(3)
colour	颜色	(1)
come	来	(12)
computer	电脑	(8)

\* cool 绝妙的, 酷的 (4)  
cry 哭; (大声)叫喊 (24)

## D

dad 爸爸(非正式用语) (8)  
**day** 一天; 一日 (5)  
dinner 晚餐; 主餐, 正餐 (8)  
**do** 做, 干, 办(某事); 无词义  
(用于第一、二人称主语, 构成否定句、疑问句等的助动词)

(7)

draw 画 (7)  
**dress** 连衣裙 (4)

## E

easy 容易的 (23)  
evening 傍晚; 晚上 (7)  
\* everywhere 到处, 各处 (24)  
\* excuse 原谅 (13)

## F

**face** 脸; 面 (10)  
**far** 远的; 遥远的 (14)  
far from 离……远 (14)  
favourite 最喜欢的; 特别喜爱  
的人(或事物) (1)  
film 电影; 影片 (21)  
\* finally 然后; 终于; 最后 (18)  
find 找到; 发现 (24)  
**fly** 飞; 放飞 (11)  
for 为……; 关于 (7)  
\* forget 忘记; 遗忘 (24)

Friday 星期五 (5)  
friend 朋友 (8)  
**from** 从……来; 离…… (14)  
\* fun 乐趣; 愉快的 (11)

## G

get 到达; 得到; (状态)变成 (18)  
\* gift 礼物 (2)  
\* glove (分手指的)手套 (3)  
**go** 出发, 离去; 走; 去;  
开始 (19)  
go shopping 购物 (19)  
got 到达; 得到; (状态)变成  
(*get* 的过去式) (18)  
great 好极了; 美妙的 (13)  
**green** 绿色; 绿色的 (17)

## H

hair 头发 (10)  
\* hamburger 汉堡包 (24)  
happily 高兴地; 幸福地 (12)  
happy 幸福的; 高兴的 (17)  
has 有(*have* 的第三人称单数  
形式) (20)  
have 有; 吃; 进行(活动) (12)  
he 他 (1)  
help 帮助; 协助; 援助 (8)  
her 她的 (4)  
here 这里; 在这儿 (13)  
hi 嗨; 你好(非正式用语,



= <i>hello</i> )	(22)
him 他( <i>he</i> 的宾格形式)	(12)
his 他的	(4)
home 家; 向家; 回家	(8)
* hooray (表示高兴, 满意等的 呼喊声)好, 好哇	(12)
<b>homework</b> 家庭作业	(7)
hot 热的	(6)
house 房屋; 房子	(18)
how 多少(与 <i>many</i> 连用); 怎样	(5)

I

<b>is</b> 是(用于 <i>he, she, it</i> 及单数 可数名词和不可数名词后)	(2)
<b>it</b> 它	(2)

K

kid 小孩; 小家伙	(22)
<b>kite</b> 风筝	(11)

L

left 在左边; 向左边	(15)
lesson 课	(1)
let 让; 允许	(12)
<b>let's</b> (= <i>let us</i> ) 让我们…… (提出建议时用)	(19)
<b>library</b> 图书馆	(13)
<b>light</b> 灯	(17)
<b>listen</b> (注意地)听	(9)

listen to (注意地)听; 倾听	(9)
little 小的; 少许的	(12)
live 住; 生活	(18)
look 看; 显得	(4)
look for 寻找	(24)
* lost 迷路的; 迷失的	(15)

M

make 铺(床); 制造; 做	(9)
many 许多的; 许多	(5)
may 可以	(20)
me 我( <i>I</i> 的宾格形式)	(6)
meet 遇见; 会见	(18)
* mice 鼠( <i>mouse</i> 的复数)	(18)
<b>Miss</b> 小姐, 女士(用于未婚 女子姓氏或姓名前, 以示 礼貌)	(3)
miss 想念; 怀念	(18)
Monday 星期一	(5)
morning 早晨; 上午	(10)
mother 母亲; 妈妈	(24)
Mrs. 夫人; 太太(用在已婚 女子的夫姓或夫的姓名前)	(22)
much (与 <i>how</i> 连用以询问数 量)多少; 许多, 大量(与不 可数名词连用); 很; 非常	(18)
mum 妈妈(非正式用语)	(8)
music 音乐; 乐曲	(9)

my 我的 (7)

N

name 姓名 (18)

near 在……附近 (14)

new 新的 (2)

nice 好看的; 讨人喜欢的 (2)

not 不是; 不, 没 (4)

now 现在 (14)

number 数字 (16)

O

of ……的 (5)

\* okay 行; 好(=OK) (12)

old 旧的; 年老的; ……岁的  
(2)

online 在线; 联网 (23)

or 或者; 还是 (2)

our 我们的 (22)

P

park 公园 (21)

party 聚会; 宴会 (6)

\* phone 电话 (8)

picture 图画; 绘画; 照片 (7)

play 玩; 做游戏 (11)

play with 拿……玩; 和……  
一起玩 (11)

playground 操场; 游乐场 (13)

potato 马铃薯, 土豆 (22)

put 放; 置 (10)

put on 穿上 (10)

R

read 读; 阅读 (7)

red 红色; 红色的 (17)

\* restaurant 饭店, 餐馆 (16)

right 在右边; 向右边 (15)

room 房间; 室 (13)

run 跑 (12)

S

Saturday 星期六 (5)

say 说, 讲 (16)

\* scarf 围巾 (3)

school 学校; 上课(或上学)  
时间 (13)

see 明白; 看见; 会见 (3)

she 她 (1)

shirt (尤指男式的) 衬衫 (1)

shoe 鞋 (4)

shop 商店; 购物 (19)

shorts 短裤(复数) (4)

\* show 给……指路; 给……看  
(13)

sister 姐姐; 妹妹 (18)

skirt 裙子 (1)

sock 短袜 (4)

some 一些 (21)

sorry 对不起, 抱歉, 不好意思  
(道歉时用) (20)

\* still 还是, 仍然 (24)

stop 停下, 停止; (公共汽车、

火车)站	(17)	(与动词原形一起构成不定式)	(20)
story 故事	(7)		
*straight 笔直地; 直的	(15)	<b>today</b> 今天	(5)
<b>street</b> 街道	(15)	*together 一起	(12)
Sunday 星期日	(5)	<b>tomato</b> 西红柿	(22)
<b>supermarket</b> 超市	(21)	too 也; 太……	(6)
<b>sweater</b> 毛衣, 线衣	(1)	<b>toy</b> 玩具	(11)
<b>T</b>		*traffic 交通	(17)
take 购买; 带去	(23)	<b>trousers</b> 裤子	(1)
talk 交谈; 讨论	(8)	Tuesday 星期二	(5)
<b>taxi</b> 出租汽车	(16)	turn 转; 转身	(15)
tea 茶	(19)	<b>TV</b> 电视; 电视机	(8)
*teddy bear (软的)玩具熊	(9)	<b>U</b>	
teeth 牙; 齿( <i>tooth</i> 的复数形式)	(10)	*unit 单元	(1)
that 那; 那个	(22)	up 向上, 在上面	(12)
<b>the</b> 这(那)个; 这(那)些	(14)	use 使用; 利用	(22)
them 他(她、它)们( <i>they</i> 的 宾格形式)	(6)	<b>V</b>	
then 然后; 那时	(12)	very 很; 非常; 十分	(18)
there 往那边; 在那儿	(12)	visit 拜访; 看望	(18)
<b>these</b> 这些	(1)	<b>W</b>	
<b>they</b> 他们; 她们; 它们	(2)	wait 等; 等候	(17)
<b>thirty</b> 三十	(16)	<b>want</b> 想要	(20)
<b>this</b> 这, 这个	(1)	<b>wash</b> 洗; 洗涤	(10)
*throw 扔, 投, 掷	(12)	<b>watch</b> 看; 注视	(8)
Thursday 星期四	(5)	<b>way</b> 方向; 方式; 方法; 道路	(20)
time 时间	(24)	we 我们	(1)
tired 疲劳的; 累的	(21)	wear 穿; 戴	(1)
<b>to</b> 朝……, 向……; 无词义		Wednesday 星期三	(5)

<b>week</b>	星期	( 5 )
<b>well</b>	噢; 哎呀, 啊; 好啦	( 17 )
<b>what</b>	什么	( 1 )
<b>when</b>	当……时; 什么时候; 在那时	( 18 )
<b>where</b>	在哪里; 到哪里	( 13 )
<b>white</b>	白色; 白色的	( 1 )
<b>* will</b>	会, 要(用以表示对未来 事物的预料); 将要	( 6 )
<b>with</b>	和……在一起; 同, 跟	( 11 )
<b>write</b>	写	( 7 )



<b>yellow</b>	黄色; 黄色的	( 17 )
<b>you</b>	你; 你们	( 8 )
<b>your</b>	你的; 你们的	( 2 )

### Names

<b>Betty</b>	贝蒂	( 6 )	<b>John</b>	约翰	( 12 )
<b>Etta</b>	埃塔	( 24 )	<b>Kim</b>	金	( 3 )
<b>Jack</b>	杰克	( 12 )	<b>Kitty</b>	凯蒂	( 18 )



# Goldilocks and the Three Bears



Father Bear, Mother Bear and Baby Bear are a happy family. They live in a house.



One day, Mother Bear makes soup for dinner.



The three bears go for a walk before dinner.



Just then, a small girl walks by the house. Her name is Goldilocks. She goes into the house.

This is too hot.



This is too cold.



This is just right.



She sees the soup on the table. She tries Mother Bear's soup. She tries Father Bear's soup. She tries Baby Bear's soup. Then she eats Baby Bear's soup.

This bed is big.



This bed is big, too.




This bed is just right.



She sees three beds. She tries Mother Bear's bed. She tries Father Bear's bed. She tries Baby Bear's bed. Then she goes to sleep in Baby Bear's bed.



Just then the three bears come home.  
They are hungry.



Someone ate  
my soup.

Someone ate  
all my soup!

They want to eat soup.  
They go to the table.



Someone was  
sleeping in my bed.

Someone was  
sleeping in my  
bed, and here  
she is.

Then they go to the bed. They see Goldilocks.



Just then Goldilocks wakes up. She sees the three bears looking at her.

She runs out of the house. She runs and runs, far away.



baby 婴儿  
try 试; 尝试  
all 全部; 所有

before (指时间) 在……以前  
sleep 睡觉  
wake 醒; 醒来

just 正好; 恰好  
someone 某人; 有人  
away 向远处; 远离



# The Black Bike

The bus is fast.  
The bike is slow.




Ann has a black bike. Look, it's near the tree. Does Ann go to work by bike on Monday? No. She goes to work by bus.


The car is fast.  
The bike is slow.




Does Ann go to work by bike on Tuesday? No. She goes to work by car on Tuesday.



Does Ann go to work by bike on Friday? No. She goes to work by taxi on Friday. She doesn't like the bike.




On Sunday, Ann goes to Beijing. How does Ann go to Beijing? She goes to Beijing by plane. The bike is sad.




Today it is very hot. There are many cars and buses on the street. They go very, very slowly.



And the sky isn't blue. The air is dirty. The trees and the flowers feel sick.



Riding bikes can help keep the air clean. Ann goes to work by bike today. She is tired but happy.



The sky is happy. The tree is happy. The flowers are happy. The black bike is happy. Ann is happy, too.

fast 快的

air 空气

sky 天空

slow 慢的

dirty 脏的

ride 骑; 搭乘

plane 飞机

flower 花

keep 保持