



义务教育教科书

英语

★ 三年级 下册 (三年级起点)



ENGLISH



教育科学出版社

义务教育教科书

英语

★ 三年级 下册 (三年级起点)



ENGLISH

教育科学出版社
· 北京 ·

编写单位 广州市教育研究院

主 编 龚亚夫 鲁宗干

编写人员 (按姓氏拼音排序)

【澳】Angelo Papakosmas 曹国玲 陈皓曦 陈咏
何琳 黄丽燕 赵淑红 镇祝桂 朱晓燕

出版人 所广一

责任编辑 白媛 程 姗

版式设计 国美嘉誉文化 吕 娟

责任校对 贾静芳

责任印制 叶小峰

图书在版编目(CIP)数据

英语. 三年级. 下册/龚亚夫, 鲁宗干主编. —北京: 教育科学出版社, 2012. 12 (2021. 11重印)
义务教育教科书. 三年级起点
ISBN 978-7-5041-7064-4

I. ①英… II. ①龚… ②鲁… III. ①英语课—小学—教材 IV. ①G624. 311

中国版本图书馆CIP数据核字(2012)第248371号

义务教育教科书

英语 三年级 下册(三年级起点)

YINGYU

出版发行	教育科学出版社	邮 编	100101
地 址	北京·朝阳区安慧北里安园甲9号	编辑部电话	010-64989524, 64981209
总编室电话	010-64981290	市场部电话	010-64989009
出版部电话	010-64989487	网 址	http://www.esph.com.cn
传 真	010-64891796	电子邮箱	yingyu@esph.com.cn

经 销 各地新华书店

印 刷 中山新华商务印刷有限公司

开 本 787毫米×1092毫米 1/16

印 张 5.5

版 次 2012年12月第1版

定 价 10.63元(教材5.63元, 光盘5.00元) 印 次 2021年11月第10次印刷

图书出现印装质量问题, 本社负责调换。



Contents

Module 1 Colours 2

Unit 1 I like red 2

Unit 2 Let's colour it 8

Module 2 Positions 14

Unit 3 Where's my car? 14

Unit 4 Is it in your schoolbag? 20

Module 3 Personal information 26

Unit 5 Happy birthday! 26

Unit 6 May I have your telephone number? 32

Module 4 Fruits 38

Unit 7 May I have some grapes? 38

Unit 8 Apples are good for us 44

Module 5 Relatives 50

Unit 9 Who is this cute baby? 50

Unit 10 How many people are there in your family? 56

Module 6 Pets 62

Unit 11 They're lovely 62

Unit 12 Whose rabbits are these? 68

Module 7 Let's look back 74

Vocabulary 80

Picture dictionary 83


★ Module 1 Colours

Unit 1 I like red



Let's talk 

Listen and say. 





blue



white



red



car



plane



ball



boat



1

Janet, let's go to play, OK?

3

A kite? What colour is it?

5


Great! I like red. Let's go.



Fun with language



1. Listen and colour.



2. Ask and tick.




Do you like red?

No, I don't.


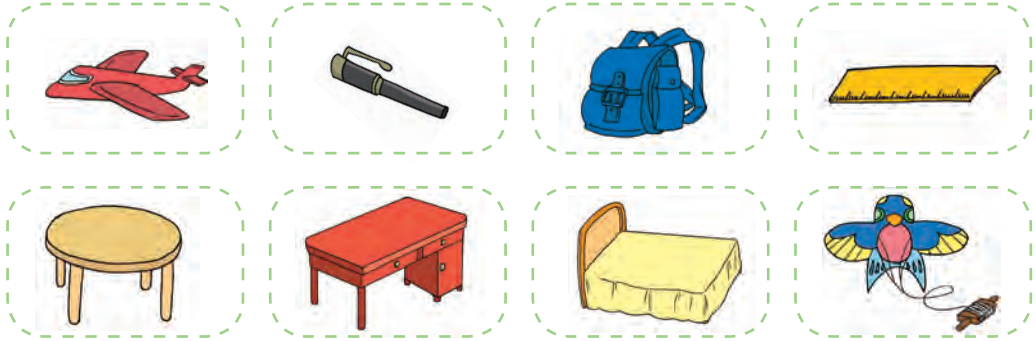
Do you like blue?

Yes, I do.

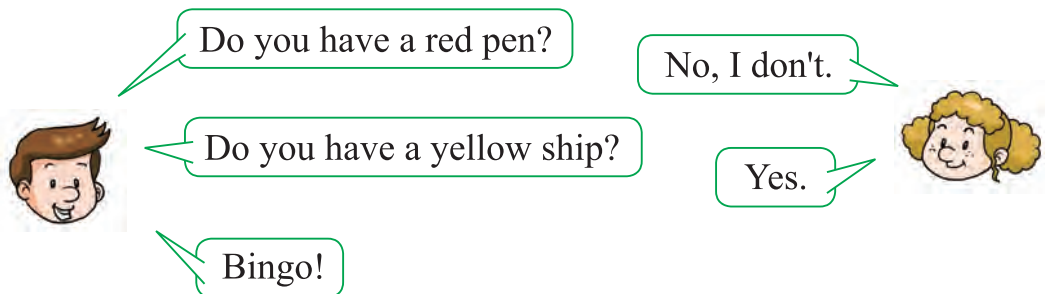
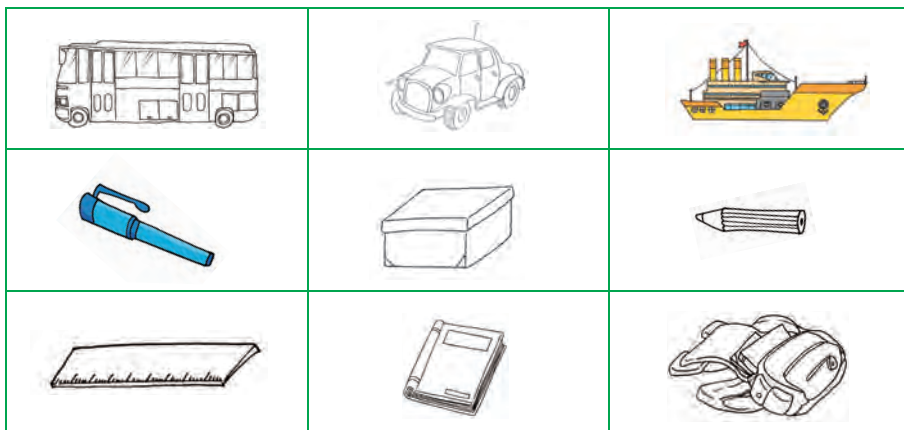


name	red	blue	yellow	white
 Jiamin	×	✓		

3. Look and say.



4. Colour and say.






Sing along



Listen and sing.



Colour

Red is the colour, the colour of the sun.

Blue is the colour, the colour of the sea.

White is the colour, the colour of a cloud.

Green is the colour, the colour of a tree.





Sound family

1. Listen and read.



a a-e b c d

cat that

name face

bus ball

car colour

dog desk

2. Look and read.

(1) bad cab dab

(2) babe date ace

(3) What colour is the cab? It's red.

(4) What colour is the babe's hair? It's black.



Rhyme time

Read the rhyme.

I have a cat.

His name is Jack.

He is black.

He is fat.

I love my cat.


Unit 2 Let's colour it



Let's talk




Listen and say.




purple



orange



brown



black



green



2

Oh, it's a funny face. I have crayons. Let's colour it.

4

OK. And let's colour the hat orange.



hair



nose



1

Look at this picture.

3

OK. Let's colour the nose red.



eyes



mouth



ears

5

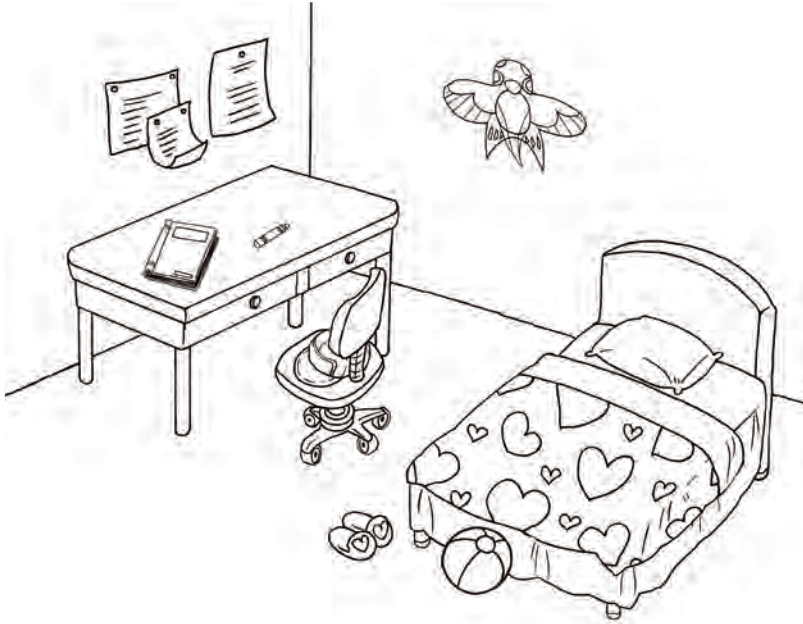
That's good.



Fun with language



1. Listen and colour.



2. Colour and say.



In my picture, the nose is ... The eyes are ...

In my picture, the nose is ... The eyes are ...



3. Point and say.

Example:



4. Do the project.

Make a puppet play

Step 1: Design some puppets in pairs.



Step 2: Choose the colours of your puppets.



Let's colour the nose red...

Step 3: Make a puppet play.

Hello. I'm May's friend. My name is Jack. I have a red nose.



Hi Jack. My name is Neil. I'm Ann's friend. I have...



Story time



Read and act.

Aki the alien

Hi, Ben. Do you like red?

Yes, I do.

OK, look at me.

Oh, you're red.

Look at me.

I like purple.

Oh, you're purple.

I like blue and yellow.

Look at me! I'm blue and yellow.

No. You're green now.

The comic strip is set in a garden with a house in the background. It shows a sequence of events where a blue alien named Aki changes colors to match what Ben likes. In the first panel, Aki is blue and asks Ben if he likes red. Ben says yes, so Aki turns red. In the second panel, Aki is red and asks Ben if he likes purple. Ben says yes, so Aki turns purple. In the third panel, Aki is purple and asks Ben if he likes blue and yellow. Ben says yes, so Aki turns blue and yellow. In the fourth panel, Aki is blue and yellow and asks Ben if he likes green. Ben says no, so Aki turns green.



Did you know?



How to make new colours?

yellow + blue = green

black + white = grey

red + yellow = orange

blue + red = purple













red + white = pink



Self-assessment



Now I can ...

(1) talk about the colours of things in English.	  
(2) pronounce the <i>a</i> , <i>a-e</i> , <i>b</i> , <i>c</i> , <i>d</i> sound in the words.	  
(3) use the new words and expressions in this module.	  
(4) sing the song and read the rhyme in this module.	  
(5) ...	

★ Module 2 Positions


Unit 3 Where's my car?



Let's talk



Listen and say. 





robot

1

Let's play a game.
Where is my car?

3

No, it isn't.


5

No, it isn't.


7

Yes, it is.


doll




in



near



under




on



Fun with language



1. Listen and match.




2. Look and choose.



- (1) The red book is on (on/near) the chair.
- (2) The ball is _____ (under/on) the table.
- (3) The kite is _____ (in/on) the table.
- (4) The robot is _____ (under/in) the box.
- (5) The doll is _____ (near/in) the box.
- (6) The plane is _____ (on/under) the chair.

3. Ask and answer.



Where is my pencil-box?



It's under the desk.

4. Find the differences.



1



2

Example:

In Picture 1, the ball is under the chair.

In Picture 2, the ball is under the table.



Sing along



Listen and sing. 

Where is my pencil?

Where is my pencil?

Where is my pencil?

It's on that desk.


On that desk.

Do you see the pencil?

Do you see the pencil?

A yellow pencil.

A yellow pencil.





Sound family

1. Listen and read.



e ee f g h

bed red

he me

meet feet

father fine

girl bag

hair head

2. Look and read.

(1) had fad

(2) be he

(3) fed bed

(4) deed feed

(5) — Where is the bee?

— It's on the red hat.



Rhyme time

Read the rhyme.

Mr Red is a funny man.
 Everything he likes is red.
 Red bag, red bed,
 Red desk, red pen.
 Yes, he's a funny man.
 Where is Mr Red,
 The funny man?
 He's on his red bed.

Unit 4 Is it in your schoolbag?



Let's talk




Listen and say. 






in front of



behind



beside

2

Is it in front of the TV?

4

Is it behind your bed?

6


Is it in your schoolbag?



Fun with language



1. Listen and draw.



2. Say and do.

Example:

Put your ruler on your head.



3. Play the game.



It's in your bag.

It's behind the door.

It's under your bag.

Where is my ruler?



No.

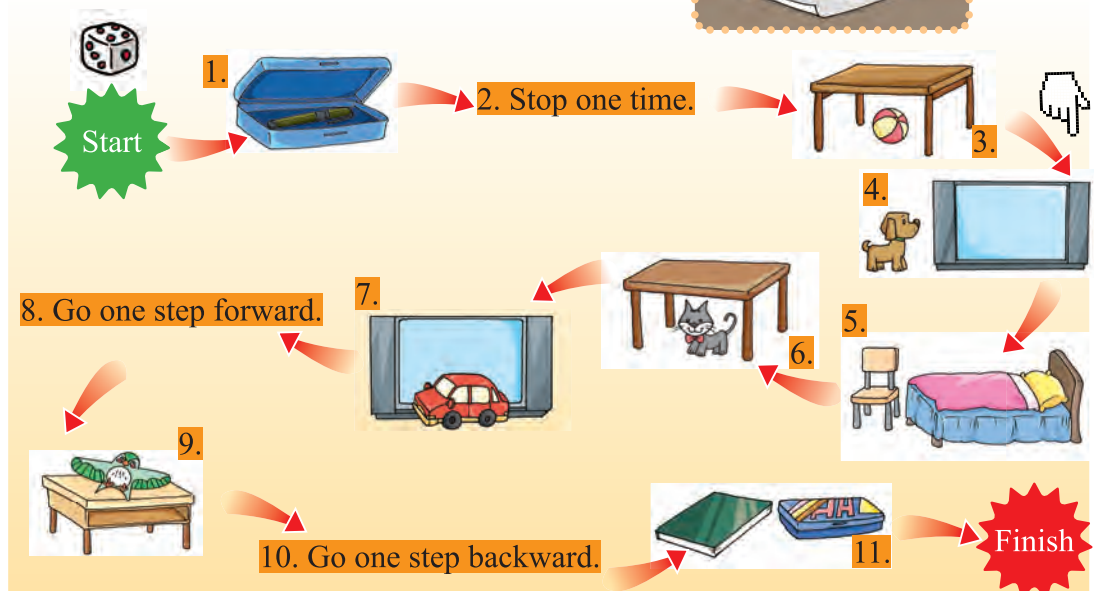
No.

Yes.

4. Do the project.

Step 1: Make a game board.

Step 2: Play the game.





Story time



Read and act.



Where is my bag, Mum?

Is it on your desk?

No, it isn't.

Is it under the chair?

No, it isn't. Where is it?

Is it beside your bed?

No.


Ben! The bag is on your back!

Oh, yes. And I'm on your back, too. Ha-ha!



Did you know?


Animal homes



A rabbit lives under the ground.



A bat lives in a cave.



A spider lives on a web.



Self-assessment

Now I can ...

(1) talk about where things are in English.			
(2) pronounce the <i>e</i> , <i>ee</i> , <i>f</i> , <i>g</i> , <i>h</i> sound in the words.			
(3) use the new words and expressions in this module.			
(4) sing the song and read the rhyme in this module.			
(5) ...			

★ Module 3 Personal information

Unit 5 Happy birthday!




Let's talk



Listen and say.






three dogs



five balls



six books



ten crayons



7

This is for you.

8

Little cars! Four little cars! Thank you.





Fun with language



1. Listen and match.



Bob



Jim



Peter



Harry



Bill



2. Pick and find.



Let's play. I'm 10.

I'm 10, too.



I'm 9.

3. Find and say.



4. Look and write.



one two three four five six seven eight nine ten



Sing along



Listen and sing. 

Number song

One, two, three, four, five, six, seven.


One, two, three, four, five, six, seven.

Eight, nine, ten, eight, nine, ten.

I can count from one to ten.

Eight, nine, ten, eight, nine, ten.

I can count from one to ten.





Sound family



1. Listen and read.



i i-e j k l m n

it this

nine five

Janet Jane

kite desk

like ball

mum my

name now

2. Look and read.

(1) fame made

(2) lab jam

(3) need feed

(4) led men

(5) hide line

(6) nib lid

(7) Five men are in a line.



Rhyme time



Read the rhyme.

What's your phone number, Boris?

Nine-zero-two, five-three-six.

What's your phone number, Phyllis?

Eight-seven-four-two-zero-six.

Unit 6 May I have your telephone number?



Let's talk



Listen and say.



1

May I have your telephone number, Ms White?

2

Yes. Eight-seven-two-nine-zero-four-six.


3

Eight-seven-two-nine-zero-five-six.

5

Thank you.





4

No. It's eight-seven-two-nine-zero-four-six.



Fun with language



1. Listen and tick.



Ben



Janet



Jiamin



Mike



Xiaoling

3568901 ()
3567901 ()

6901258 ()
6901257 ()

5834651 ()
5834641 ()

7845631 ()
7845613 ()

8901532 ()
8901552 ()

2. Read and order.




Ben: Is this the one, 1345679083?

Janet: Yes, it is.

Ben: Do you have Mike's phone number?

Janet: Yes. It's in my phone book.



Ben: Where is it?

Janet: It's on my desk.

3. Write and say.

Name: _____
Phone number: _____
QQ number: _____

My name is Ben.
My phone number
is 3568901.



4. Do the project.

Make a phone book

Step 1: Make a phone book.

Step 2: Ask 5 friends their phone numbers.



Step 3: Write down the numbers.

name	phone numbers
May	5553205



May...5553205.
Thank you.



Story time



Read and act.



Aki the alien



Hello. Is that Ms White?

Hello. This is 6594302.

Yes.

I want to visit you. Are you in Room 2913?



2913? No, that's my car number. I'm in Room 2973... Oh, someone is at the door.



Oh, Aki, it's you.

Surprise, Ms White. Happy birthday!

Oh, thank you.



Did you know?



Different ways to show numbers



Self-assessment



Now I can ...

(1) talk about some personal things in English.			
(2) pronounce the <i>i</i> , <i>i-e</i> , <i>j</i> , <i>k</i> , <i>l</i> , <i>m</i> , <i>n</i> sound in the words.			
(3) use the new words and expressions in this module.			
(4) sing the song and read the rhyme in this module.			
(5) ...			

★ Module 4 Fruits


Unit 7 May I have some grapes?




Let's talk 

Listen and say. 







an apple



some oranges




some apples



an orange



some pears



a pear



2

No, we don't. But we have some grapes.

4

Yes. Here you are.

5

Thank you, Mum.





Fun with language



1. Listen and match.



Ben




Janet



Jiamin



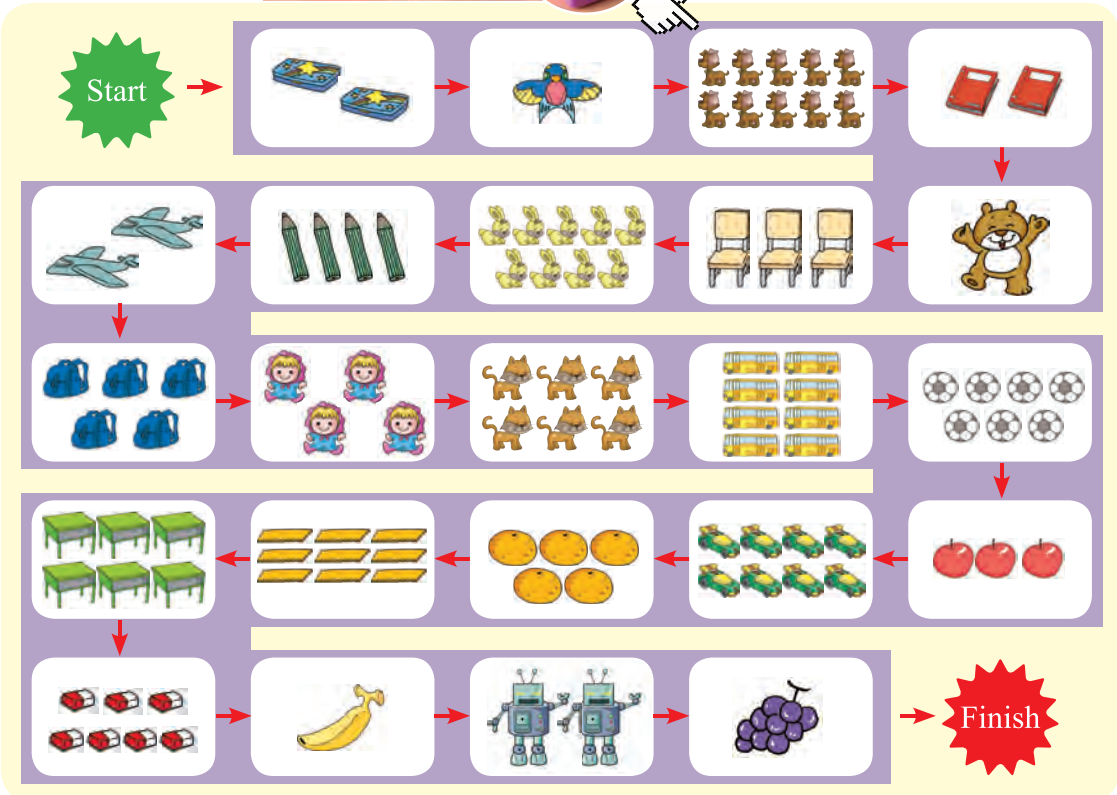
Xiaoling



2. Play the game.

Three.

Can I have ten dogs?



3. Look and write.



The girl's hair is grapes. It's purple.
 Her eyes are _____. Her nose
 is a _____. It's _____. Her
 mouth is a _____. It's _____.

yellow green
 oranges
 banana pear

4. Read and act.

What is for lunch? Do we have apples?

Do we have pears?

Yes. I have an apple.

1

2

Yes. I have some pears.

Do we have oranges?

3

Yes. I have an orange.

What do you like?

4

I like apples.

I like oranges.

I like pears.

5

I like them all.



Sing along



Listen and sing.



What is this?

What is this?

It's a pear.

What is that?



It's an apple.

What are those?

They are grapes.

They are grapes.

They're all for you.





Sound family



1. Listen and read.



o o-e p q r s t

dog orange

go nose

pear apple

quick quite

ruler red

six seven

ten teacher

2. Look and read.

- | | | | | | | | |
|----------|------|------|------|----------|------|------|-----|
| (1) gate | pale | same | rate | (2) gap | sad | tap | rat |
| (3) peep | seed | seem | | (4) get | set | nest | |
| (5) pipe | ripe | side | | (6) tips | miss | risk | |
| (7) hole | note | pole | | (8) pop | top | hot | |

- (9) — Can I see the notebook?
— Yes. Here you are.



Rhyme time



Read the rhyme.

What do you want, Rose? What do you want?

I want an orange. Is it in the box?

No, it is not, it is not.

It is behind the box, behind the box.

Unit 8 Apples are good for us



Let's talk



Listen and say.



1

Can I have some fruit, Mum?

3

OK. Mum. Apples are good for us.

5

And some grapes, too. I like grapes.



2
Of course. What fruit do you like? Some apples?

4
Let's get six apples, two for you, two for dad and two for me.



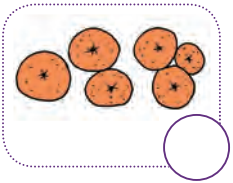



6
OK.




Fun with language













1. Listen and number.



2. Play the game.



3. Listen and write.

					
1		<input type="text" value="2"/>	<input type="text"/>	<input type="text" value="some"/>	<input type="text"/>
2		<input type="text"/>	<input type="text"/>	<input type="text"/>	<input type="text"/>
3		<input type="text"/>	<input type="text"/>	<input type="text"/>	<input type="text"/>
4		<input type="text"/>	<input type="text"/>	<input type="text"/>	<input type="text"/>
5		<input type="text"/>	<input type="text"/>	<input type="text"/>	<input type="text"/>



4. Do the project.

Make a survey

Step 1: Make a form.

	apples	grapes	bananas	oranges	
Ms White	√				
Jiamin		√			

Step 2: Ask about your classmates' favourite fruit.

	I like apples. What about you, Jiamin?	What fruit do you like, Ms White?	
		I like grapes.	

Step 3: Fill in the form.



Story time



Read and act.




Open it and see.

What's in your bag?



Wow! One, two, three, four, five, six, seven, eight, nine, ten! Ten cars!

What's in your bag?



Five apples, two oranges, three pears and four bananas.

I like your apples.

I like your cars.



Here is one car. Give me your apples.

What? Five apples for one car? No way!



Give me two apples, then.



OK. Here you are.



Did you know?



Different places are famous for different fruits.













Hami Melon	Lychee	Date	Apple
			
Xinjiang, China	Guangdong, China	Shan'xi, China	Shandong, China



Self-assessment



Now I can ...

(1) talk about some fruit in English.			
(2) pronounce the <i>o</i> , <i>o-e</i> , <i>p</i> , <i>q</i> , <i>r</i> , <i>s</i> , <i>t</i> sound in the words.			
(3) use the new words and expressions in this module.			
(4) sing the song and read the rhyme in this module.			
(5) ...			

★ Module 5 Relatives

Unit 9 Who is this cute baby?




Let's talk



Listen and say. 





grandfather
old

father
tall

grandmother
happy

brother
heavy

mother
short

sister
lovely

2
Yes, it is.

4
He is my uncle. The thin
lady is my aunt.

6
It's my cousin.



Fun with language



1. Listen and match.



Jiamin



Xiaoling



Janet



Ben



Tom



Li Jun



2. Read and write.

tall heavy lovely cute old thin strong



There is an _____ man in the photo.



There is a _____ man in the photo.



There is a _____ woman in the photo.



There is a _____ girl in the photo.



There is a _____ baby in the photo.



There is a _____ man in the photo.



There is a _____ woman in the photo.

3. Look and say.



There is an old man in this photo. Who is he?



He's my grandfather.

4. Draw and say.



There is a (man/ lady/ boy/ girl/ ...) here.
This/ He/ She is (my) ...
He/She is (tall/ short/ old/ young/ strong/ ...)



Sing along



Listen and sing.



How are you?

How are you, Grandpa?
How are you, Grandma?
We're OK, thank you.
We're fine, thank you.
We hope you're too.
We hope you're too.





Sound family



1. Listen and read.



u u-e v w x y z

bus duck

cute use

five seven

we want

six box

yes you

zero

2. Look and read.

- | | | |
|-----------------|---------------|--------------|
| (1) sum sun fun | (2) mule tube | |
| (3) vote van | (4) wake woke | |
| (5) ox fox | (6) yoke yet | (7) zip zest |

(8) Mum, there is a mule in the picture. It's fun.



Rhyme time



Read the rhyme.

Who are the two men, Mum?
 They're your Uncle Tom and Uncle Bud.
 They look young.
 Do they have sons?
 Yes. They each have one.
 Oh, we can have fun!

Unit 10 How many people are there in your family?



Let's talk



Listen and say. 



1

How many people are there in your family, Jiamin?

3

Who are they?

5

So you have a big family.



Liu Liping's family



Zhang Heng's family



John's family



Rose's family

2

There are five.

4

My grandfather, my grandmother,
my father, my mother and me.

3. Play the game.

Example:



4. Do the project.

Pin-up

Step 1: Make a poster of the people you like.



Step 2: Talk about the people.

Example:

This is my uncle. He is tall and strong. He has a happy family ...



Story time



Read and act.



Who are those children?



They're my brothers and sisters.

This is my brother Eki and this is my brother Iki. This is my sister Oki and this is my sister Uki.



Hello, Eki. Hello, Iki. Hello, Oki and hello, Uki.

They're lovely.



Eki, Iki, Oki, Uki! Come and meet my friend Ben.

Hello, Ben. We like you.



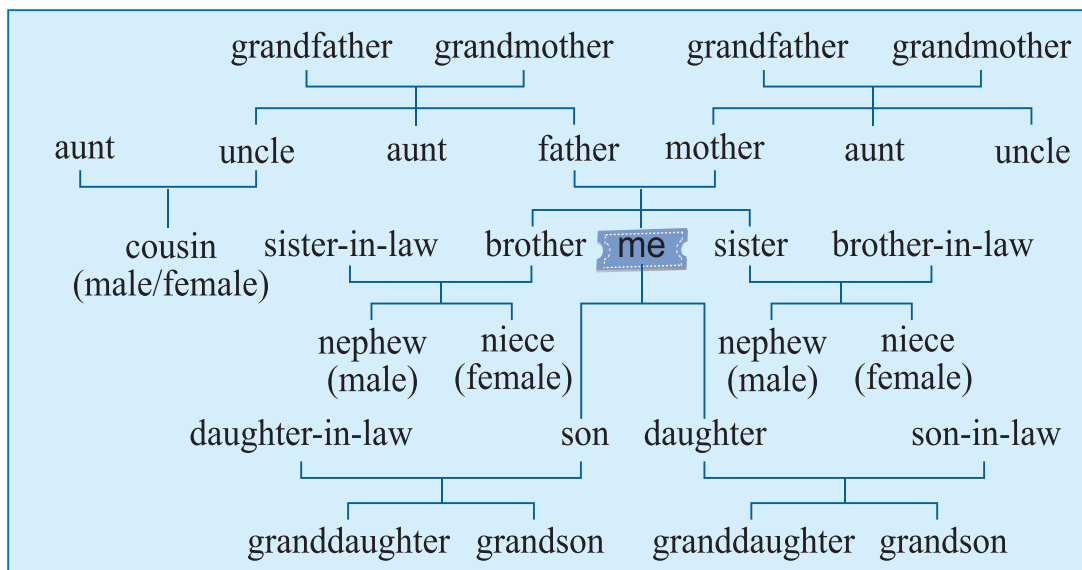
Oh no!



Did you know?















The names of your relatives



Self-assessment



Now I can ...

(1) talk about people in my family in English.	  
(2) pronounce the <i>u</i> , <i>u-e</i> , <i>v</i> , <i>w</i> , <i>x</i> , <i>y</i> , <i>z</i> sound in the words.	  
(3) use the new words and expressions in this module.	  
(4) sing the song and read the rhyme in this module.	  
(5) ...	

★ Module 6 Pets

Unit 11 They're lovely



Let's talk

Listen and say. 



1

Are there any cats in your shop?

2

No, there aren't. But we have many dogs.

dogs

4

Yes. Those ducks are lovely. My cousin has one. Let me buy one, too.

birds



fish

monkey

rabbits

ducks

3

Look, Janet. There are some little ducks over there.

5

Great!

chickens



Fun with language



1. Listen and number.




2. Look and answer.



- (1) Are there any monkeys in the picture?
- (2) Are there any ducks in the picture?
- (3) Are there any chickens in the picture?
- (4) Are there any dogs in the picture?
- (5) How many rabbits are there in the picture?
- (6) How many dogs are there in the picture?
- (7) How many cats are there in the picture?
- (8) How many fish are there in the picture?

3. Colour and say.



The brown monkey is Janet's.



4. Look, read and write.



three cats a chicken three rabbits a monkey a dog

There are many toy animals in the room. Look! There is _____ under the bed and there are _____ on the table. There are _____ beside the cats and _____ in front of the TV. Where are the toy ducks? Oh, they are in the box and _____ is beside it.



Sing along



Listen and sing.



Bingo

There is a farmer and he has a dog and Bingo is his name, sir!
B-I-N-G-O, B-I-N-G-O, B-I-N-G-O and Bingo is his name, sir.

There is a farmer and he has a dog and Bingo is his name, sir!
*-I-N-G-O, *-I-N-G-O, *-I-N-G-O and Bingo is his name, sir.

There is a farmer and he has a dog and Bingo is his name, sir!
--N-G-O, *-*-N-G-O, *-*-N-G-O and Bingo is his name, sir.

There is a farmer and he has a dog and Bingo is his name, sir!
--*-G-O, *-*-*-G-O, *-*-*-G-O and Bingo is his name, sir.

There is a farmer and he has a dog and Bingo is his name, sir!
--*-*-O, *-*-*-*-O, *-*-*-*-O and Bingo is his name, sir.

There is a farmer and he has a dog and Bingo is his name, sir!
--*-*-*, *-*-*-*-*, *-*-*-*-* and Bingo is his name, sir.





Sound family



1. Listen and read.



a e i o u y

name cat

he pen

nice in

nose box

use duck

my family

2. Look and read.

(1) rate – rat

(2) mete – met

(3) hide – hid

(4) robe – rob

(5) huge – hug

(6) There is a cute bat. It hides in a cave.



Rhyme time



Read the rhyme.

Cats are cute.

Cats are fun.

Cats are friends for everyone.

Please, Mum,

Please, Mum,

Can I have one?

OK, son,

OK, son,

You can have the little white one.

Unit 12 Whose rabbits are these?



Let's talk



Listen and say.



1

These two rabbits are white. They have small red eyes, long ears and short tails. They're very cute.

2

Yes, they really are.

3


Are they your rabbits, Janet?



pigs

5

Whose rabbits are these?



horses



monkeys

4

No, they aren't.



6

They're my cousin's.



mice



mouse



Fun with language



1. Listen and match.



Jiamin



Ben




Xiaoling



Janet



Ms White



2. Play the game.



Do you have a pet?

Yes!

What is it?

Guess! It has a short tail.

Is it a dog?

Yes, it is.



3. Look, read and write T (true) or F (false).



- (T) (1) There are two monkeys in the picture. They are brown and they have long tails.
- () (2) There is a rabbit in the picture. It is black. It has two long ears and brown eyes.
- () (3) There are three white pigs in the picture. They are very big.
- () (4) There are two white mice in the picture. They have red eyes.
- () (5) There is a black horse in the picture. It has two white ears and a white tail.

4. Do the project.

Pet survey


Step 1: Make a table.

Step 2: Form groups of four or five.

Step 3: Find out what pets your group mates have.

Pet Name	dogs	cats			
Xiaoling		2			

Do you have any pets, Xiaoling?



Yes, I do. I have two cats.



Story time



Read and act.



Mum, there are some rabbits over there.

Yes, they are lovely.

There is a dog over there. It's cute.



I want a new pet.



What pet do you want?

I want ...

Yes, it is.

Oh, look at this, Mum. It's so lovely. Can I have it?



That's not a pet. That's my friend from space. His name is Aki.



Did you know?

Many animals make good pets.



parrot



tortoise



snake



lizard



guinea pig



pony



Self-assessment

Now I can ...

(1) talk about pets in English.			
(2) pronounce the words in open and closed syllables.			
(3) use the new words and expressions in this module.			
(4) sing the song and read the rhyme in this unit.			
(5) ...			

★ Module 7 Let's look back

The children are going to Ben's uncle's farm. Let's go with them.

1. Ask and answer.



Whose monkey is it?

It's Ben's.



In the farmhouse, there're some pictures.

2. Ask and answer.



There's a strong man in the photo. Who's he?



He's Ben's uncle.

On the table, there are many fruits.

3. Count and talk.




How many apples are there?



There are ten apples.

Now they are in Ben's cousin's bedroom.

4. Listen and colour. 



Now they are playing a memory game.

5. Look at the picture above for 15 seconds, then ask and answer.



Now they are playing a guessing game.

6. Read and answer.



It's a pet. It has two long ears and a short tail. It can run and jump. What is it?

It's a farm animal. It is big. It has two big ears and a long nose. What is it?

It's a farm animal. It has two legs. It is yellow. What is it?

Now they are playing the fishing game.

7. Ask and answer.



How many fish do you have, Ben?

I have 10.



Now it's time to go home. Everyone gets a pet from Ben's uncle.



What do you want, Ben?

I want a duck, please.

What colour do you want?

Yellow, please.





Self-assessment



Now I can ...

(1) talk about the colours of things.			
(2) talk about where things are.			
(3) talk about personal things.			
(4) talk about some fruits.			
(5) talk about people in my family.			
(6) talk about pets.			
(7) say words using the pronunciation rules.			
(8) use the new words and expressions in this book.			
(9) sing the songs and read the rhymes in this book.			



Vocabulary

Module 1 Colours

Unit 1 I like red

colour 颜色；给……涂颜色

like 喜欢

go 去

to 到……

idea 主意

red 红色；红色的

great 好极了；太好了

yellow 黄色；黄色的

blue 蓝色；蓝色的

white 白色；白色的

Unit 2 Let's colour it

look 看

at 在

look at 看……

funny 有趣的

crayon 蜡笔

hat 帽子

orange 橙色；橘子；橙色的

purple 紫色；紫色的

brown 褐色；褐色的

black 黑色；黑色的

green 绿色；绿色的

Module 2 Positions

Unit 3 Where is my car?

☆ position 位置；方位

where 什么地方

where's = where is ……是

在什么地方

robot 机器人

doll 玩具娃娃

pencil-box 铅笔盒

near 在……附近

Unit 4 Is it in your schoolbag?

English 英语；英国的

front 前面

in front of 在……的前面

TV 电视；电视机

behind 在……的后面

schoolbag 书包

beside 在……的旁边

Module 3 Personal information

Unit 5 Happy birthday!

☆ personal 个人的

☆ information 信息

happy 快乐的

birthday 生日

Happy birthday! 生日快乐!

how 怎么; 怎样

How old...?几岁?

guess 猜

one 一

two 二

three 三

four 四

five 五

six 六

seven 七

eight 八

nine 九

for 为.....; 给.....

little 小的

ten 十

Unit 6 May I have your telephone number?

telephone 电话

number 数字; 号码

zero 零

Module 4 Fruits

Unit 7 May I have some grapes?

fruit 水果

have 吃

some 一些

grape 葡萄

want 想; 想要

banana 香蕉

we 我们

but 但是

then 那么; 然后

apple 苹果

pear 梨

Unit 8 Apples are good for us

can 能够

Can I...? 我能够.....吗?

Of course. 当然。

get 得到; 获得

Module 5 Relatives

Unit 9 Who is this cute baby?

☆ relative 亲属；亲戚
photo 照片
there 那里；在那里
there is / are (存在) 有
cousin 表兄弟；表姐妹
grandfather 爷爷；外公
grandmother 奶奶；外婆
heavy 重的

short 矮的；短的
lovely 可爱的

Unit 10 How many people are there in your family?

many 很多
How many...?多少?
people 人(们)
they 他(她、它)们
big 大的

Module 6 Pets

Unit 11 They're lovely

☆ pet 宠物
any 任何的；一些
shop 商店
aren't = are not 不是
duck 鸭子
over 在……的上方
over there 在那边
(离自己有一定距离)
those 那些
has 有(have 的单数第三人称形式)
buy 买
fish 鱼
monkey 猴子
bird 鸟
chicken 小鸡

Unit 12 Whose rabbits are these?










































whose 谁的
these 这些
small 小的
long 长的
tail 尾巴
very 非常
really 真正地
mouse 老鼠
mice 老鼠(复数)
pig 猪
horse 马


































































标 ☆ 单词表示该词是模块题目用词，一般要求能认读和知道意思。



Picture dictionary

You can copy these words.

I 	you 	he 	she 	we 	they 
morning 	afternoon 	evening 	night 		
toy(s) 	ball 	kite 	photo 	picture 	
head 	hair 	face 	eye 	ear 	nose 
mouth 	hand 	leg 	foot 	body 	
dog 	cat 	rabbit 	chicken 	duck 	monkey 
pig 	horse 	mouse 	fish 	bird 	bear 
car 	bus 	bike 	ship 	boat 	plane 
book 	pen 	pencil 	ruler 	eraser 	pencil-box 

schoolbag 	crayon 		desk 	table 	chair 
bed 	man 	lady 	boy 	girl 	child 
baby 		in 	on 	under 	near 
beside 	behind 	in front of 		red 	yellow 
green 	blue 	brown 	purple 	orange 	black 
white 		fruit(s) 	apple 	pear 	orange 
banana 	grapes 		grandfather/ grandpa 	grandmother/ grandma 	father/dad 
mother/ mum 	brother 	sister 	uncle 	aunt 	cousin(s) 
shop 		cute 	heavy 	old/young 	big/small 
old/new 	short 	strong 	thin 		one 
two 	three 	four 	five 	six 	seven 
eight 	nine 	ten 	go 	look at 	have / has 

You can use these drills to make sentences.

This / That / It is *a book*.

These / Those / They are *pencil-boxes*.

What's this / that / it?

What are these/ those/ they?

Where is *my car*?

Where are *my books*?

What colour is *your dog*?

What colour are *your cats*?

There is *a ruler on the desk*.

There are *two erasers on the table*.

Is there *a box on the desk*?

Are there *two balls under the chair*?

How many *apples* are there *in the bag*?

Whose *book* is it / this / that?

Whose *pencils* are these / those / they?