

义务教育教科书



义务教育教科书

ENGLISH

英语

(三年级起点)

英语 (三年级起点)

三年级上册

三年级上册



河北教育出版社

河北教育出版社



绿色印刷产品



全国价格举报电话: 12315

义务教育教科书

ENGLISH

英语

(三年级起点)

三年级上册

[中 国] 河北教育出版社
[加拿大] DC加拿大国际交流中心 合作编写



河北教育出版社

致同学

亲爱的同学们，你们好！欢迎大家使用这套英语教材！

这是根据《英语课程标准》编写的从小学到高中的一套完整的英语教材。小学《英语》（三年级起点）共8册，供义务教育阶段三年级至六年级使用。

在这里，小恐龙 Danny、外国女孩儿 Jenny、中国男孩儿李明和你们年龄相仿，他们的言行和故事，会让你们感到熟悉又亲切、新鲜又好玩儿。只要和他们一起大声地唱歌曲、读故事，快乐地进行各种各样的游戏和活动，你就会惊喜地发现——学英语原来“既容易又有趣”！随着对这三个小伙伴儿的了解和熟悉，你会不知不觉地喜欢上英语，你会学到一些最常用的英文日常用语，好听的英文歌曲和歌谣以及好玩的英文游戏，为将来学好英语打下基础。

在英语学习中，我们要多听、敢说、善模仿，做到积极参与，大胆练习，遇到困难不害怕，出现错误不害羞。这样，你一定会喜欢学英语，并且一定能学好！



CONTENTS



Unit 1 School and Numbers1

Unit 2 Friends and Colours17

Unit 3 Feelings and Body33

Unit 4 Family49

***Words in Each Unit*65**

***Vocabulary*67**



UNIT 1


Lessons 1~6


School and Numbers



Lesson 1 Hello!

① What's your name?





2 Let's sing!

What's Your Name?



1=D $\frac{2}{4}$

<u>5</u> <u>6</u>	<u>5</u> <u>4</u>	<u>3</u> <u>4</u> <u>5</u>	<u>2</u> <u>3</u> <u>4</u>	<u>3</u> <u>4</u> <u>5</u>
Hel- lo!	Hel- lo!	What's your name?	What's your name?	What's your name?
Hel- lo!	Hel- lo!	What's your name?	What's your name?	What's your name?
<u>5</u> <u>6</u>	<u>5</u> <u>4</u>	<u>3</u> <u>4</u> <u>5</u>	<u>2</u> <u>5</u> <u>5</u>	<u>3</u> <u>1.</u>
Hel- lo!	Hel- lo!	What's your name?	My name is	Jen- ny.
Hel- lo!	Hel- lo!	What's your name?	My name is	Dan- ny.

3 Let's act!




Lesson 2 Boy, Girl and Teacher

1 Boy, girl or teacher?



This is a boy.




This is a girl.



This is a teacher.

2 What's his/her name?



2

Her name is Jenny.

What's her name?



3 Let's play!

My name is Li Ming.

My name is Jenny.
His name is Li Ming.

My name is Danny.
His name is Li Ming.
Her name is Jenny.



Lesson 3 How Are You?

1 How are you?



2 Let's sing!



How Are You?

1=C $\frac{4}{4}$

5 3 1 - |
How are you?

5 3 1 - |
How are you?


1 . 2 3 4 | 2 - - - |
How are you to-day?

4 2 2 - |
I'm fine, thanks.


4 2 2 - |
I'm fine, thanks.

5 . 4 3 2 | 1 - - - ||
Have a love-ly day.

3 What's this?



4 Let's play!



Lesson 4 Numbers 1~5


① How many?

1



one
book

2



two
books

3



three
books

4



four
books

5



five
books

② Let's chant!

One book, two books,


Three books, four.

One, two, three, four,


Five books more.



3 Nice to meet you.




4 Let's play!



Lesson 5 How Many?

1 What's this?



pencil



pen



ruler



crayon



pencil box


2 Let's play!

<p>1</p> <table border="1"><tr><td> pen</td><td> book</td></tr><tr><td> chair</td><td> desk</td></tr><tr><td> crayon</td><td> ruler</td></tr><tr><td> pencil</td><td> pencil box</td></tr></table>	 pen	 book	 chair	 desk	 crayon	 ruler	 pencil	 pencil box	<p>2</p> <p>What's this?</p> <p>It's a pencil.</p> <p>3</p> <p>No. It's a pen.</p>
 pen	 book								
 chair	 desk								
 crayon	 ruler								
 pencil	 pencil box								

3 How many?

1


How many books do you have?



I have one book.

2

How many pencils do you have?




Three.

4 Let's play!

1


How many rulers do you have?



I have three rulers.

2

How many crayons do you have?



I have five crayons.

Lesson 6 Numbers 6~10

① How many?

6



six
chairs

7




seven
books

8



eight
rulers

9



nine
pens

10



ten
pencils

② Let's chant!

One, two. How are you?

Three, four. Open the door.


Five, six. Pick up sticks.

Seven, eight. Don't be late.

Nine, ten. Say it again.



3 Let's count!



- boy
- girl
- teacher
- book
- crayon
- chair
- desk
- pen
- pencil
- ruler
- pencil box

How many boys?



Three.



4 See you later!

Good-bye.
See you later!



Bye!



Again, Please!

1 Listen and talk.


1 Hello, Jenny. How are you?
I'm fine. Thanks.

2 What's his name?
His name is Li Ming.


3 Hi, Li Ming. My name is Guo Yang. Nice to meet you.
Hello, Guo Yang. Nice to meet you, too.

4 Hi, Danny. How many books do you have?
Oops! I have no books.





5 Bye.
Good-bye.






















2 Point and say.



3 Listen and circle.

<p>1</p> 	<p>2</p> 
<p>3</p> 	<p>4</p> 

4 How am I doing?

	Listening 	Speaking 	Reading 	Writing 	Total stars 	
At school 						
At home 						
I am...	 A 10~12 ★			 B 7~9 ★		 C 1~6 ★

UNIT 2

Lessons 7~12

Friends and Colours



Lesson 7 My Friend

1 My friend

1

Jenny, this is Wang Hong. She's my friend.

Hi, Wang Hong. Nice to meet you.

Hello, Jenny. Nice to meet you.

2

Wang Hong, this is Danny. He's my friend.

Hi, Danny!

Hello, Wang Hong.

2 Let's sing!

Find a Friend

1=D $\frac{2}{4}$

5 6 <u>5 6</u>	5 6	5
Try to find,	try to	find,
5 <u>1 7 6</u>	5 6	5
Try to find a	good	friend.
5 5 <u>3 4</u>	5	3
Say hel-lo.	Say	hi.
2 4 <u>3 2</u>	1 2	1
Now we are	good	friends.



3 Letters

Tracing practice for the letter 'a'. The top row shows the stroke order for uppercase 'A' (1, 2, 3) and lowercase 'a' (1, 2), followed by larger versions of each. Below the tracing area is an illustration of a red apple with a green leaf, and the word **apple**.

Tracing practice for the letter 'b'. The top row shows the stroke order for uppercase 'B' (1, 2, 3) and lowercase 'b' (1, 2), followed by larger versions of each. Below the tracing area is an illustration of an open book with colorful pages, and the word **book**.

Tracing practice for the letter 'c'. The top row shows the stroke order for uppercase 'C' (1) and lowercase 'c' (1), followed by larger versions of each. Below the tracing area is an illustration of a white cat sitting, and the word **cat**.

Tracing practice for the letter 'd'. The top row shows the stroke order for uppercase 'D' (1, 2) and lowercase 'd' (1, 2), followed by larger versions of each. Below the tracing area is an illustration of a brown door with a window, and the word **door**.

4 Let's play!


Show me Dd!



Lesson 8 Letters


1 Letters

Tracing guide for uppercase E and lowercase e. The uppercase E shows four strokes: 1 (vertical down), 2 (top horizontal right), 3 (middle horizontal right), and 4 (bottom horizontal right). The lowercase e shows two strokes: 1 (counter-clockwise curve) and 2 (horizontal line across the top).



egg

Tracing guide for uppercase F and lowercase f. The uppercase F shows three strokes: 1 (vertical down), 2 (top horizontal right), and 3 (middle horizontal right). The lowercase f shows two strokes: 1 (vertical down) and 2 (curved top).




fish

Tracing guide for uppercase G and lowercase g. The uppercase G shows two strokes: 1 (counter-clockwise curve) and 2 (horizontal line across the top). The lowercase g shows two strokes: 1 (counter-clockwise curve) and 2 (vertical down).




girl

Tracing guide for uppercase H and lowercase h. The uppercase H shows three strokes: 1 (vertical down), 2 (vertical down), and 3 (horizontal crossbar). The lowercase h shows two strokes: 1 (vertical down) and 2 (curved top).




hand

Tracing guide for uppercase I and lowercase i. The uppercase I shows three strokes: 1 (vertical down), 2 (top horizontal right), and 3 (bottom horizontal right). The lowercase i shows two strokes: 1 (vertical down) and 2 (dot).



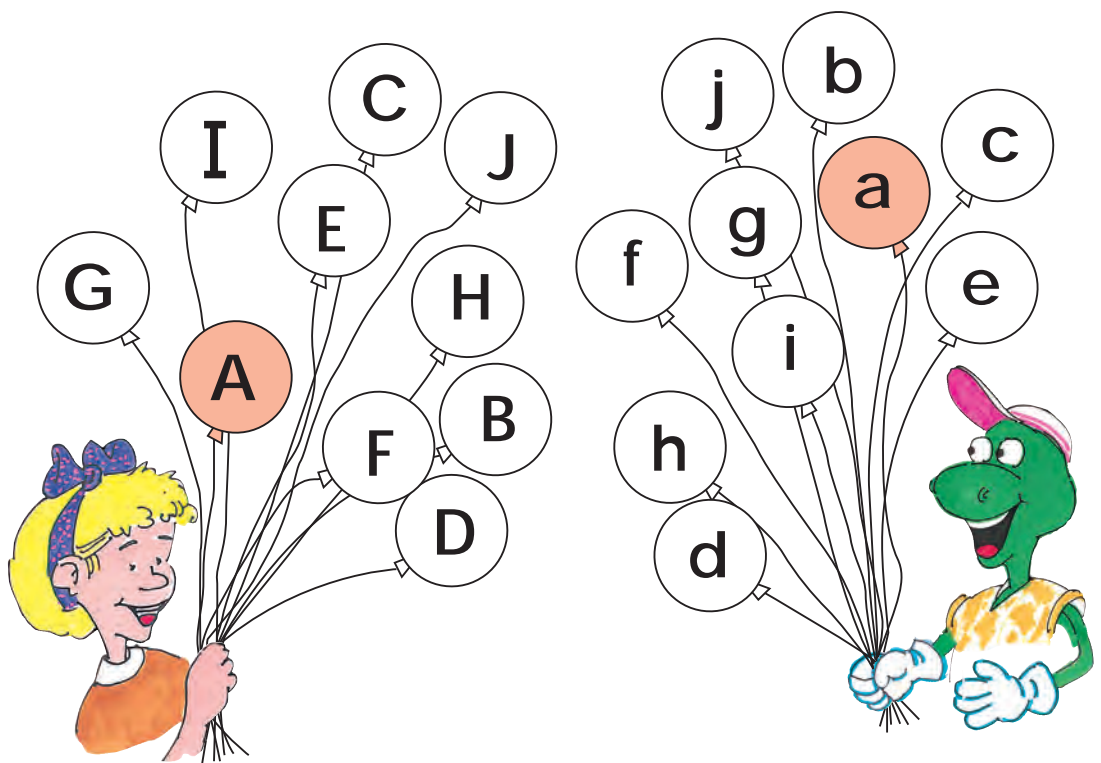
ice cream

Tracing guide for uppercase J and lowercase j. The uppercase J shows two strokes: 1 (vertical down) and 2 (curved top). The lowercase j shows two strokes: 1 (vertical down) and 2 (curved top).



juice

2 Let's do it!



Aa

3 Let's sing!

 ABC Song

A B C D E F G H I

1=C $\frac{4}{4}$

1 1 5 5 | 6 6 5 - | 4 4 3 3 | 2 2 2 2 1 - |
 A B C D E F G H I J K L M N O P

5 5 4 - | 3 3 2 - | 5 - 4 - | 3 - 2 - |
 Q R S T U V W X Y Z

1 1 5 5 | 6 6 5 - | 4 - 3 - | 2 2 1 - ||
 Now I know my A B Cs. Next time, sing with me.

K L M N O P Q R S T U V W X Y Z

Lesson 9 Open and Close

1 Letters

Tracing guide for uppercase K and lowercase k. The uppercase K shows stroke order: 1 (vertical down), 2 (diagonal down-right), 3 (diagonal up-right). The lowercase k shows stroke order: 1 (vertical down), 2 (diagonal down-right), 3 (diagonal up-right). Below the tracing is an illustration of a purple and yellow kite with a blue tail.

kite

Tracing guide for uppercase L and lowercase l. The uppercase L shows stroke order: 1 (vertical down), 2 (horizontal right). The lowercase l shows stroke order: 1 (vertical down), 2 (horizontal right). Below the tracing is an illustration of a blue lake with green grass and mountains in the background.

lake

Tracing guide for uppercase M and lowercase m. The uppercase M shows stroke order: 1 (vertical down), 2 (diagonal down-right), 3 (diagonal up-right), 4 (vertical down). The lowercase m shows stroke order: 1 (vertical down), 2 (diagonal down-right), 3 (diagonal up-right). Below the tracing is an illustration of a smiling mouth with red lips.

mouth

Tracing guide for uppercase N and lowercase n. The uppercase N shows stroke order: 1 (vertical down), 2 (diagonal down-right), 3 (vertical down). The lowercase n shows stroke order: 1 (vertical down), 2 (diagonal down-right). Below the tracing is an illustration of a red nose.



nose

2 Let's do it!





Gg

3 Open and close



4 Let's do it!



Lesson 10 Red, Yellow, Blue, Green

1 Letters

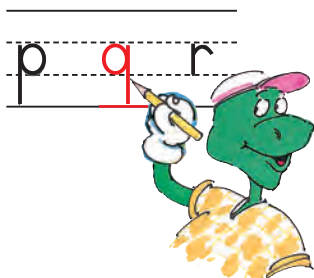
Tracing practice for the letter 'o' on a three-line grid. It shows a large 'o' with a counter-clockwise arrow and the number 1, followed by a smaller 'o' with a counter-clockwise arrow and the number 1. Below the grid is an illustration of an orange and the word orange.

Tracing practice for the letter 'p' on a three-line grid. It shows a large 'p' with a downward arrow and the number 1, and a counter-clockwise arrow with the number 2. Below the grid is an illustration of a pencil and the word pencil.

Tracing practice for the letter 'q' on a three-line grid. It shows a large 'q' with a counter-clockwise arrow and the number 1, and a downward arrow with the number 2. Below the grid is an illustration of a queen and the word queen.

Tracing practice for the letter 'r' on a three-line grid. It shows a large 'r' with a downward arrow and the number 1, and a counter-clockwise arrow with the number 2. Below the grid is an illustration of a ruler and the word ruler.

2 Let's write!



Tracing practice for various letters on a three-line grid. The first row shows 'b c' followed by a blank space, and 'N O'. The second row shows 'h' followed by a blank space, and 'L M'. The third row shows 'l m' followed by a blank space, and 'E G'.

3 What colour is it?



What colour is it?



It's green.

4 Let's do it!



What colour is O?



It's red.

Lesson 11 Orange, Brown, White, Black


1 Letters

S s S s




school

T t T t




tea

U u U u



umbrella

V v V v

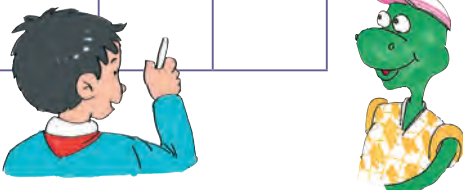


vegetables

2 Let's play!

S		
C	O	


S, C, O...



S	K	U
C	O	V
F	T	

Bingo!

S, O, T!




3 What colour is it?



4 Let's chant!

Point to **red**, point to **blue**,
Point to **green**, and **yellow** too.
Now what colour do you see?
Point to it and then tell me.



Lesson 12 More Letters

1 Letters

Tracing practice for the letter 'w' with stroke order arrows and numbers 1-4. Below the tracing lines is an illustration of an open window.

window

Tracing practice for the letter 'x' with stroke order arrows and numbers 1-2. Below the tracing lines is an illustration of a boy holding an X-ray of a human skeleton.

x-ray

Tracing practice for the letter 'y' with stroke order arrows and numbers 1-3. Below the tracing lines is an illustration of a yellow paint tube with a yellow puddle.

yellow

Tracing practice for the letter 'z' with stroke order arrows and numbers 1-3. Below the tracing lines is an illustration of a zoo enclosure with a lion, a giraffe, and a tree.

zoo

2 Let's sing!

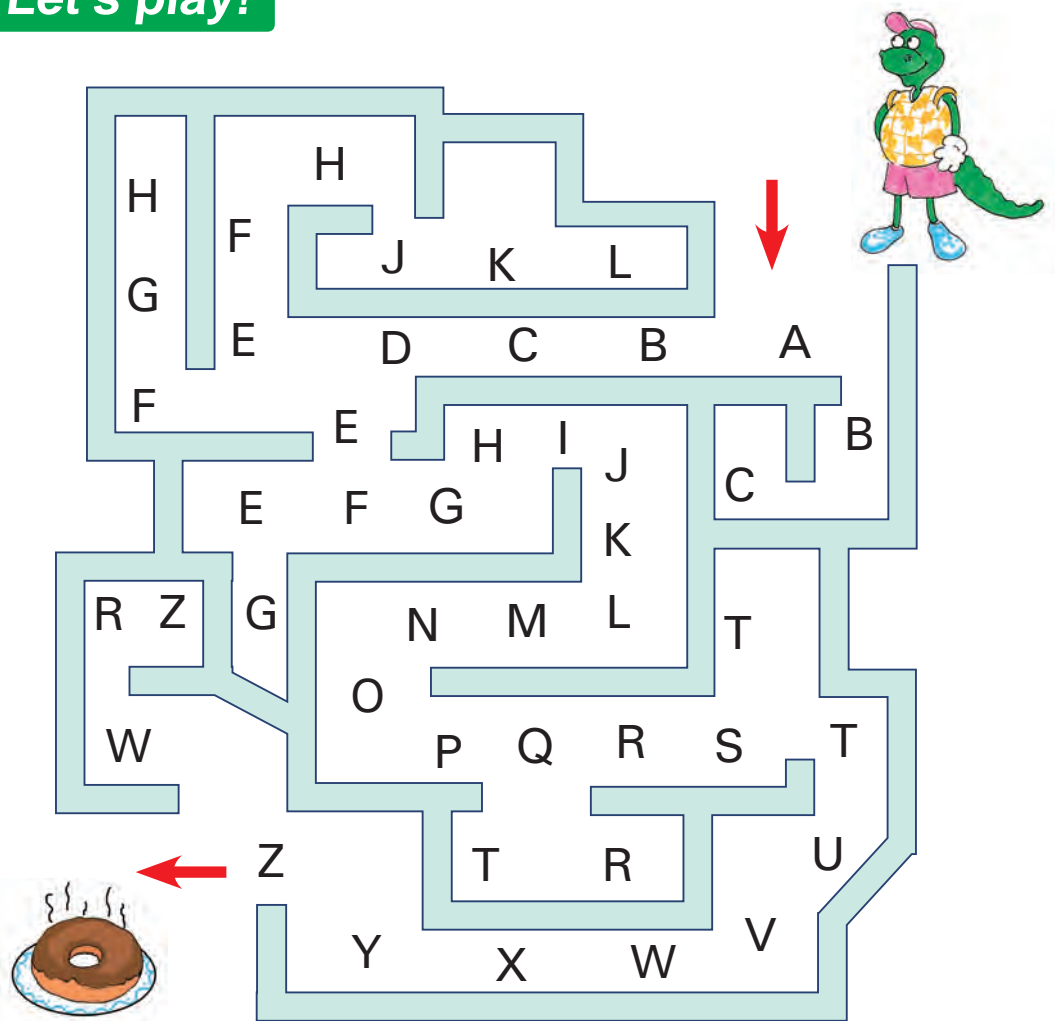
 A, E, I, O, U



1=E $\frac{4}{4}$

1	-	1	-		1	1	1	-		2	-	2	-		2	2	2	-			
A,		E,			I,	O,	U.			A,		E,			I,	O,	U.				
3	-	3	-		4	4	4	-		3	3	2	2		1	1	1	1	1	-	
A,		E,			I,	O,	U.			Now I	know my	a,	e,		i,	o,	u.				

3 Let's play!



4 Let's do it!

a, b, ____, d, e, ____, g,
 h, ____, j, k, ____, m, n, ____, p,
 q, ____, s, t, ____, v,
 w, ____, y, z.



Now I know my ABCs.
 Next time, sing with me.



Again, Please!

1 Listen and talk.

1 Danny, what colour is your pencil box? It's blue.

2 Open it, please.

3 How many rulers do you have? Nine rulers.

4 What's this? It's "M".

5 No, it's "W".

6 Oh, yes. Ha! Ha!

The comic strip consists of six panels. In panel 1, a boy asks the alien about the color of his pencil box, and the alien replies 'It's blue.' In panel 2, the boy asks the alien to open the pencil box. In panel 3, the boy asks how many rulers the alien has, and the alien replies 'Nine rulers.' In panel 4, the boy points to a ruler on the table and asks 'What's this?', and the alien replies 'It's "M".' In panel 5, the boy points to the ruler again and says 'No, it's "W".' In panel 6, the alien looks thoughtful and then laughs, saying 'Oh, yes. Ha! Ha!'

2 Introduce your friends.



This is Li Lin.
He is my friend.
This is...

3 Listen and circle.

<p>1</p>	<p>2</p>
<p>3</p> <p>p q b d</p>	<p>4</p> <p>G J W M</p>

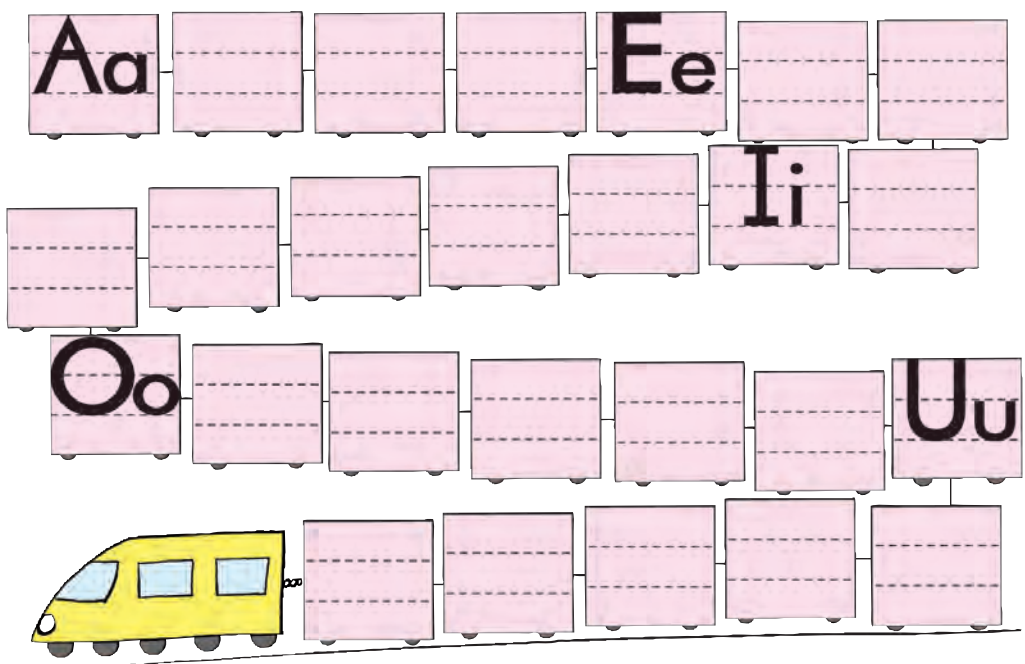
4 Do the puzzle. Then colour.

3 → b _ _ e
 5 → b _ _ _ _
 6 → o _ _ _ e
 4 → b _ _ _
 7 ↓ y
 1 → _ _ _ _ _
 8 ↓ g _ _ _ d
 2 ↓ w






















Word list: red, green, yellow, orange, blue, black, white, brown

5 Read and write.




6 How am I doing?

	Listening 	Speaking 	Reading 	Writing 	Total stars 	
At school 						
At home 						
I am...	 A 10~12 ★			 B 7~9 ★		 C 1~6 ★

UNIT 3

Lessons 13~18





Feelings and Body




Lesson 13 How Do You Feel?

1 How do you feel?

			
cold	hot	tired	happy
			
			sad

<p>1</p> <p>I'm happy! How do you feel?</p>  <p>I feel happy, too!</p>	<p>2</p> <p>I'm sad! How do you feel?</p> <p>I feel sad, too!</p> 
<p>3</p> <p>How do you feel?</p> <p>Cold! I feel very cold!</p> 	<p>4</p> <p>How do you feel?</p> <p>I feel tired.</p> 

2 Let's play!



3 Let's sing!

How Do You Feel?

1=C $\frac{4}{4}$




$\overset{1}{\underline{1\ 2}}\ \overset{3}{\underline{3\ 4}}\ 5\ i\ | 6\ i\ 5\ -\ |$
 How do you feel? I feel hot.

4 $\underline{4\ 5}\ 3\ -\ | 2\ 2\ 1\ -\ |$
 How do you feel? I feel cold.

$\overset{1}{\underline{1\ 2}}\ \overset{3}{\underline{3\ 4}}\ 5\ i\ | 6\ i\ 5\ -\ |$
 How do you feel? I feel tired.

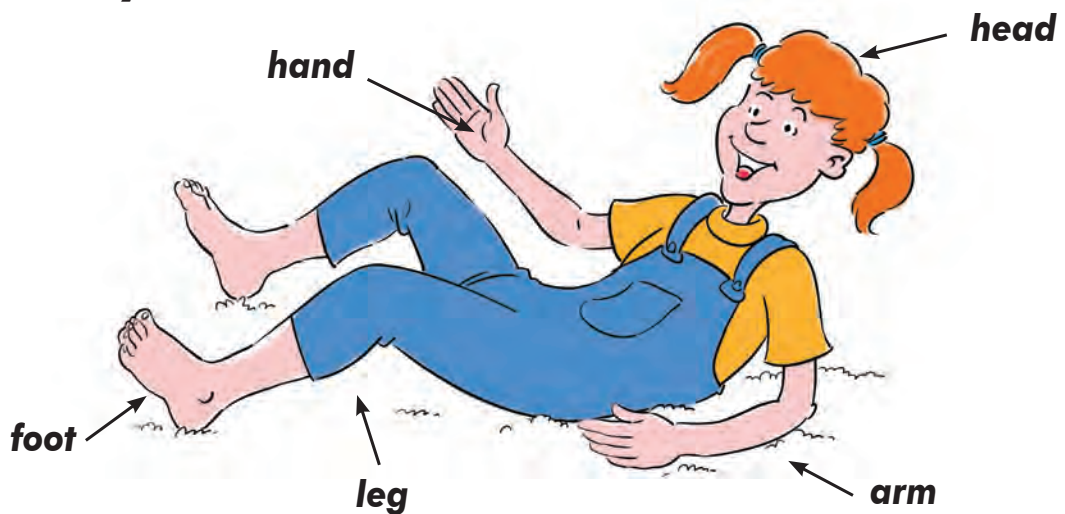
$i\ 0\ \underline{1}\ 2\ 4\ | 3\ 2\ 1\ -\ ||$
 How do you feel? I feel happy.




Lesson 14 My Body

1 What is it?

body




2 Let's play!



3 Let's sing!



clap your hands




stamp your foot


If You Are Happy and You Know It

1=G $\frac{4}{4}$

$\underline{5} \cdot \underline{5} \quad | \quad \underline{1} \cdot \underline{1} \quad \underline{1} \cdot \underline{1} \quad \underline{1} \cdot \underline{1} \quad \underline{7} \cdot \underline{1} \quad | \quad 2 - - \quad \underline{5} \cdot \underline{5} \quad |$
 If you're hap-py and you know it, clap your hands. If you're
 $\underline{2} \cdot \underline{2} \quad \underline{2} \cdot \underline{2} \quad \underline{2} \cdot \underline{2} \quad \underline{1} \cdot \underline{2} \quad | \quad 3 - - \quad \underline{3} \cdot \underline{3} \quad | \quad \underline{4} \cdot \underline{4} \quad \underline{4} \cdot \underline{4} \quad \underline{6} \cdot \underline{6} \quad \underline{4} \cdot \underline{4} \quad |$
 hap-py and you know it, clap your hands. If you're hap-py and you know it, and you
 $\underline{3} \cdot \underline{3} \quad \underline{3} \cdot \underline{2} \quad \underline{1} \cdot \underline{1} \quad \underline{3} \cdot \underline{3} \quad | \quad \underline{2} \cdot \underline{2} \quad \underline{2} \cdot \underline{1} \quad \underline{7} \cdot \underline{5} \quad \underline{6} \cdot \underline{7} \quad | \quad 1 - - \quad ||$
 rea-lly want to show it, if you're hap-py and you know it, clap your hands.



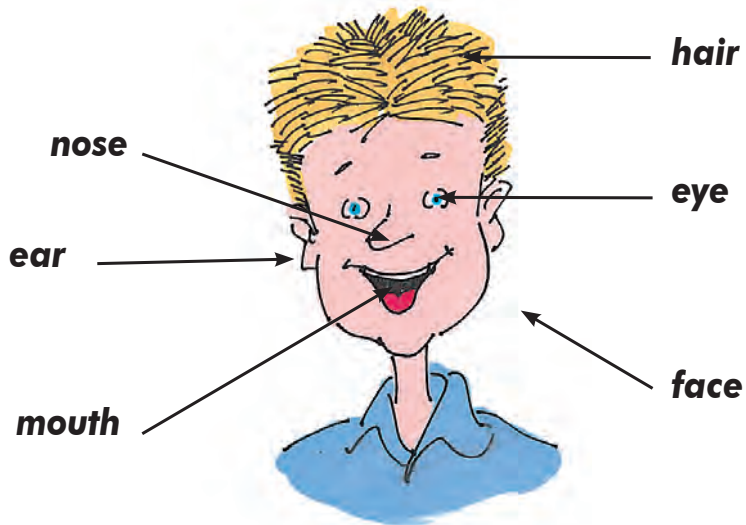
wave your arm




shake your leg

Lesson 15 Left and Right

1 What is it?



2 Let's play!



3 Left or right?



4 Let's chant!



Show me your left hand.

Left, left, left.

Show me your right hand.

Right, right, right.

Left hand, right hand,

Clap, clap, clap!



Show me your left foot.

Left, left, left.

Show me your right foot.

Right, right, right.





Left foot, right foot,

Go, go, go!




Lesson 16 Warm and Cool

1 Warm or cool?






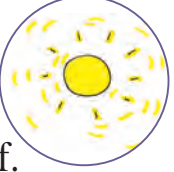


<p>1</p>  <p>This is cold.</p>	<p>2</p>  <p>That's cool.</p>
<p>3</p>  <p>Ouch! That's hot!</p>	<p>4</p>  <p>This is warm.</p>

2 Let's do it!




This is warm.

hot	warm
cool	cold

a. 
 b. 
 c. 
 d. 
 e. 
 f. 
 g. 
 h. 

3 What is it?



4 Let's sing!



Head, Shoulders, Knees, Toes


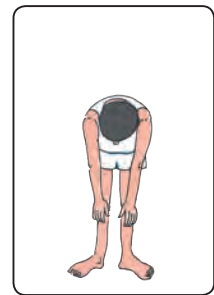
1=C $\frac{4}{4}$

5. 6 5 4 3 4 5 |
 Head, shoul- ders, knees, toes,

2 3 4 3 4 5 |
 Knees, toes, knees, toes.






5. 6 5 4 3 4 5 |
 Head, shoul- ders, knees, toes,

2 5 3 1 1 ||
 Eyes, ears, mouth, nose.





Lesson 17 Are You Okay?


1 Are you okay?

<p>1</p> <p>Are you okay?</p> <p>No, I'm sick.</p> 	<p>2</p> <p>My head hurts.</p> 
<p>3</p> <p>Let's see a doctor.</p> <p>Okay!</p>   <p>doctor</p>	<p>4</p> <p>What's the matter?</p> <p>My head hurts.</p> 

2 Let's act!

<p>1</p> <p>Are you okay?</p> <p>No.</p> 	<p>2</p> <p>What's the matter?</p> <p>My...</p> 
--	--

3 Letters and sounds

<p>p</p> <p>pen</p> 	<p>pencil</p> 
<p>b</p> <p>book</p> 	<p>boy</p> 
<p>t</p> <p>foot</p> 	<p>tired</p> 
<p>d</p> <p>desk</p> 	<p>head</p> 
<p>a</p> <p>lake</p> 	<p>face</p> 

Lesson 18 Look at Me!



Story time

1

Hello! My name is Mary.
What's your name?

My name is Danny.
Oh, your hair is red.



2

Yes. My hair is red.
What colour is your hair?

My hair is black.
I have three hairs.



3

Wow, that's cool.
My eyes are blue.

Look at me!
My eyes are black.



4

I have two hands.

I have two hands, too.
My hands are green.



5

I have ten fingers.

Look! I have eight fingers.



6

I have two legs.
I walk to school.

Me, too.



7

I have a tail.

Wow, that's great!



8

I feel happy.
How do you feel?

I feel happy, too.



★ Read and match



one two three eight

hairs eyes hands fingers legs tail

black green




Again, Please!

1 Listen and talk.



2 Listen and colour.



3 Read and match.



Close your left eye.

Close your right eye.



I'm hot.

I'm cold.




I feel sad.

I feel happy.

























4 Look and match.

- (1) arm
- (2) leg
- (3) foot
- (4) hand
- (5) head



- (6) face
- (7) nose
- (8) mouth
- (9) eye
- (10) ear

5 How am I doing?

	Listening 	Speaking 	Reading 	Writing 	Total stars 
At school 					
At home 					
I am...	 A 10~12 	 B 7~9 	 C 1~6 		

UNIT 4

Lessons 19~24



Family



Lesson 19 Family

1 My family

Look! This is my family.



This is my father.
This is my mother.
And this is me.



2 Let's sing!

The Family in Our House



1=^bE $\frac{4}{4}$





5 | 1 . 1 1 . 1 1 . 2 | 3 . 3 3 . 3 3 - |
 The fami-ly in our house. The fami-ly in our house.
 The fami-ly has a father. The fami-ly has a father.



5 5 . 6 5 . 3 1 . 2 | 3 . 3 2 . 2 1. ||
 Hi-ho the der-ry- o. The fami-ly in our house.
 Hi-ho the der-ry- o. The fami-ly has a father.



3 Let's do it!



This is my family.
 This is my father.
 This is...



Lesson 20 Li Ming's Family

1 Meet Li Ming's family.



**This is my family.
We live in China.**



**I'm a student.
My name is Li Ming.**



**My father is a teacher.
His name is Li Daming.**



**My mother is a doctor.
Her name is Liu Yun.**




We are a happy family.

2 Let's do it!



This is my family.
This is...

3 Tall or short?



4 Let's sing!

I Love You, You Love Me



1=D $\frac{4}{4}$

5	3	5	-		5	3	5	-	
I	love	you.			You	love	me.		
6	<u>5 . 5</u>	4	3		2	3	4	<u>3 4</u>	
We	are	a	hap- py		fa-	mi-	ly.	With	a
5	<u>1 . 1</u>	1	<u>1 . 1</u>		<u>1 . 2</u>	<u>3 4</u>	5	-	
tall	fa-ther,	short	mo-ther,		lit - tle	boy,	too.		
5	<u>2 . 2</u>	2	4		3	2	1	-	
Three	in	our	fami-ly,		one	and	two.		



Lesson 21 Jenny's Family

1 Meet Jenny's family.



**This is my family.
We live in Canada.**



**My sister is a student.
Her name is Lynn.
She's short.**



**My brother is a policeman.
His name is Bob.
He's tall.**



**My mother is a bus driver.
Her name is Mary Smith.**




**My father is a worker.
His name is Jim Smith.**

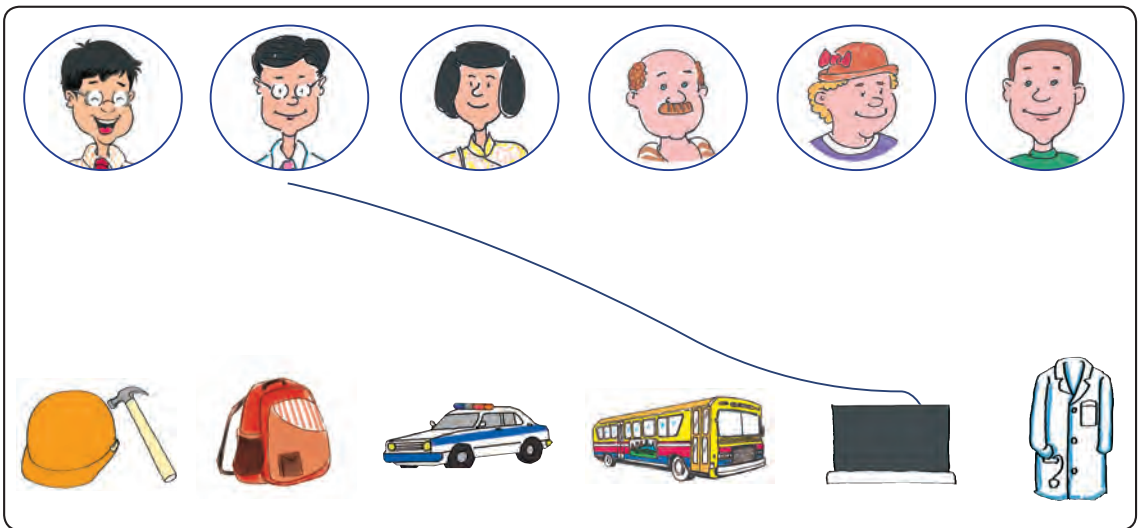


I love my family.

2 Let's play!



3 Let's do it!




This is Li Ming's father.
He's a teacher.




Lesson 22 How Old Are You?

1 Old or young?



He's old.



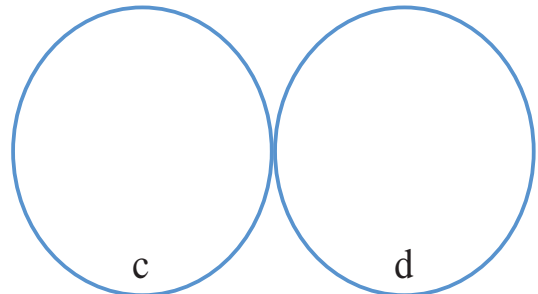
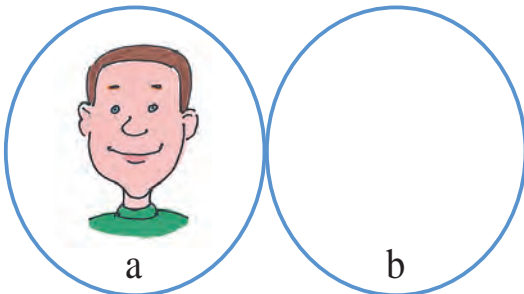
She's young.

2 Let's do it!




My brother
is tall.

My Family	
a. tall	brother
b. short	
c. old	
d. young	



3 How old are you?


1



I'm ten years old.
How old are you?


I'm nine.

2



I'm nine years old.
Lynn is six years old.
She's very young.

4 Let's play!




I'm nine years old.
How old are you?

I'm nine years old.

I'm ten years old.

Lesson 23 Happy Birthday!

1 Jenny's birthday party



birthday cake



birthday gifts



birthday party

2 Let's sing!

 Happy Birthday!

1=F $\frac{3}{4}$

$\underline{5} \cdot \underline{5}$ | $\underline{6}$ $\underline{5}$ 1 | $\underline{7}$ - $\underline{5} \cdot \underline{5}$ |
 Hap-py birth-day to you. Hap-py
 $\underline{6}$ $\underline{5}$ 2 | 1 - $\underline{5} \cdot \underline{5}$ | 5 3 1 |
 birth-day to you. Hap-py birth-day, dear
 $\underline{7}$ $\underline{6}$ - | $\underline{4} \cdot \underline{4}$ 3 1 | 2 1 - | 1 0 ||
 Je- nny. Hap-py birth-day to you!



3 Letters and sounds

k

worker



kite



g

girl



leg



f

four



gift



v

seven



five



e

he



she



Lesson 24 Lynn Sees a Doctor



Story time

1

Mum, I don't feel good. I'm sick.

Oh, no! What's the matter?

2

My head hurts.

3

Okay. Let's see a doctor.

4

Hello, Dr. Liu.


Hello, Mrs. Smith. What's the matter, Lynn?

My head hurts...

5

...and my arm hurts
...and my leg hurts.

Hmm...



★ **Talk and act**

- Is Lynn sick?
- Act out the story.



Again, Please!

1 Listen and talk.

1

Happy birthday, Danny.

Thank you!

2

How old are you?

I'm ten.

3

Hello!

This is my father.
He's a policeman.

Hello!





4

Nice to meet you, too.

This is my mother.
She's a bus driver.

Nice to meet you!

2 Listen and circle.


<p>1</p> 	<p>2</p> 
<p>3</p> 	<p>4</p> 

3 Read and match.






















- a. He's old.
- b. He's very tall.
- c. She's young.
- d. His hair is black.
- e. He's green.

4 Draw and introduce your family.



5 How am I doing?

	Listening 	Speaking 	Reading 	Writing 	Total stars 	
At school 						
At home 						
I am...	 A 10~12 ★			 B 7~9 ★		 C 1~6 ★

Words in Each Unit

(注: 本表所列词汇要求学生听懂、会说和认读)

Unit 1

hello 喂; 你好(表示问候等)	(1)
hi 嗨; 你好(非正式用语, = <i>hello</i>)	(1)
boy 男孩	(2)
girl 女孩	(2)
teacher 教师	(2)
school (中、小)学校; 上学	(3)
book 书	(3)
chair 椅子	(3)
desk 书桌	(3)
one 一	(4)
two 二	(4)
three 三	(4)
four 四	(4)
five 五	(4)
pencil 铅笔	(5)
pen 钢笔	(5)
ruler 直尺	(5)
crayon 彩色蜡笔(或粉笔、 铅笔)	(5)

pencil box 铅笔盒	(5)
six 六	(6)
seven 七	(6)
eight 八	(6)
nine 九	(6)
ten 十	(6)

Unit 2

friend 朋友	(7)
window 窗户	(9)
red 红色; 红色的	(10)
yellow 黄色; 黄色的	(10)
blue 蓝色; 蓝色的	(10)
green 绿色; 绿色的	(10)
orange 橙; 橘黄色; 橘黄色的	(11)
brown 棕色; 棕色的	(11)
white 白色; 白色的	(11)
black 黑色; 黑色的	(11)

Unit 3

cold 冷的	(13)
hot 热的	(13)

tired	疲劳的; 累的	(13)
happy	高兴的; 幸福的	(13)
sad	悲伤的	(13)
body	身体	(14)
hand	手	(14)
head	头	(14)
arm	胳膊	(14)
leg	腿	(14)
foot	脚(复数为 <i>feet</i>)	(14)
left	左边的; 左边	(15)
right	右边的; 右边	(15)
hair	头发	(15)
eye	眼睛	(15)
mouth	嘴	(15)
ear	耳朵	(15)
nose	鼻子	(15)
face	脸; 面	(15)
warm	暖和的; 温暖的	(16)
cool	凉爽的; 绝妙的, 酷的	(16)
doctor	医生(缩写形式为 <i>Dr.</i>)	(17)

Unit 4

family	家庭; 一家人	(19)
father	父亲	(19)
mother	母亲	(19)
brother	兄; 弟	(19)
sister	姐; 妹	(19)
China	中国	(20)
short	矮的; 短的	(20)
tall	高的	(20)
policeman	男警察	(21)
bus	公共汽车	(21)
driver	司机	(21)
worker	工人	(21)
old	年老的; ……岁的	(22)
young	年轻的	(22)
birthday	生日	(23)
party	聚会; 宴会	(23)
cake	蛋糕	(23)



Vocabulary

(注: 黑体词为要求听懂、会说和认读的词汇; 白体词为要求听懂、会说的词汇; 标星号词为超标词)

A

a 一; 一个	(2)
am 是(用于 I 后)	(3)
and 和; 与; 又	(2)
apple 苹果	(7)
are 是(用于 <i>we, you, they</i> 及复数名词后)	(3)
arm 胳膊	(14)
at 向, 朝; 在	(18)

B

birthday 生日	(23)
black 黑色; 黑色的	(11)
blue 蓝色; 蓝色的	(10)
body 身体	(14)
book 书	(3)
boy 男孩	(2)
brother 兄; 弟	(19)
brown 棕色; 棕色的	(11)
bus 公共汽车	(21)
bye 再见(口语, = <i>bye-bye</i>)	(6)

C

cake 蛋糕	(23)
----------------	------

can 能, 会	(24)
* Canada 加拿大	(21)
cat 猫	(7)
chair 椅子	(3)
China 中国	(20)
close 关; 闭	(9)
cold 冷的	(13)
colour 颜色; 涂色	(10)
cool 凉爽的; 绝妙的, 酷的	(16)
crayon 彩色蜡笔(或粉笔、 铅笔)	(5)

D

desk 书桌	(3)
do 做; (用于构成否定句、疑 问句等的助动词, 无词义)	(5)
doctor 医生(缩写形式为 <i>Dr.</i>)	(17)
door 门	(7)
driver 司机	(21)

E

ear 耳朵	(15)
egg 鸡蛋	(8)
eight 八	(6)
eye 眼睛	(15)

F

face 脸; 面	(15)
family 家庭; 一家人	(19)
father 父亲	(19)
feel 感觉	(13)
fine 好的	(3)
* finger 手指	(16)
fish 鱼	(8)
five 五	(4)
foot 脚(复数为 <i>feet</i>)	(14)
for 为; 给	(23)
four 四	(4)
friend 朋友	(7)

G

* gift 礼物	(23)
girl 女孩	(2)
go 开始(活动); 走; 去	(15)
go to school 上学	(24)
good 好的; 健康的	(24)
good-bye 再见; 再会	(6)

great 美妙的; 好极了	(18)
green 绿色; 绿色的	(10)

H

hair 头发	(15)
hand 手	(14)
happy 高兴的; 幸福的	(13)
have 有; 吃(第三人称单数形式为 <i>has</i>)	(5)
he 他	(7)
head 头	(14)
hello 喂; 你好(表示问候等)	(1)
her 她的	(2)
hi 嗨; 你好(非正式用语, = <i>hello</i>)	(1)
his 他的	(2)
hot 热的	(13)
how 怎样	(3)
* hurt 受伤; 感到疼痛	(17)

I

I 我	(5)
ice cream 冰淇淋	(8)
in 在……里面, 在……之内	(19)
is 是(用于 <i>he, she, it</i> 及单数名词和不可数名词后)	(1)

it 它	(6)	mum 妈妈(口语)	(24)
J		my 我的	(1)
juice 果汁	(8)	N	
K		name 名字; 名称	(1)
kite 风筝	(9)	nice 令人愉快的; 好的	(4)
*knee 膝盖	(16)	nine 九	(6)
L		no 不; 没有; 无	(17)
lake 湖	(9)	nose 鼻子	(15)
*later 后来; 以后	(6)	not 不	(24)
left 左边的; 左边	(15)	now 现在	(24)
leg 腿	(14)	*number 数字; 给……编号	(4)
*letter 字母	(7)	O	
live 住; 生活	(20)	*okay 平安; 行; 好(=OK)	(17)
look 看	(18)	old 年老的; ……岁的	(22)
love 爱; 热爱	(21)	one 一	(4)
M		open 打开	(9)
many 许多的; 许多	(4)	or 或者; 还是	(2)
*matter 问题; 事情	(17)	orange 橙; 橘黄色; 橘黄色的	(11)
me 我(宾格)	(18)	P	
meet 遇见; 会面	(4)	party 聚会; 宴会	(23)
*more 更多的; 另外的	(12)	pen 钢笔	(5)
mother 母亲	(19)	pencil 铅笔	(5)
mouth 嘴	(15)	pencil box 铅笔盒	(5)
Mrs. 夫人; 太太(用在已婚女		policeman 男警察	(21)
子的夫姓或夫的姓名前)	(24)		

	Q			
* queen	皇后	(10)		
	R			
red	红色; 红色的	(10)		
right	右边的; 右边	(15)		
ruler	直尺	(5)		
	S			
sad	悲伤的	(13)		
school	(中、小)学校; 上学	(3)		
see	看见; 见到; 会见	(6)		
seven	七	(6)		
she	她	(7)		
short	矮的; 短的	(20)		
* shoulder	肩膀	(16)		
* sick	有病的; 不舒服的	(17)		
sister	姐; 妹	(19)		
six	六	(6)		
* stomach	胃	(16)		
* student	学生	(20)		
	T			
* tail	尾巴	(18)		
tall	高的	(20)		
tea	茶	(11)		
teacher	教师	(2)		
ten	十	(6)		
thank	致谢, 道谢	(4)		
thanks	感谢; 谢意	(3)		
the	这(那)个; 这(那)些(指特定的人或物)	(9)		
this	这, 这个	(2)		
three	三	(4)		
tired	疲劳的; 累的	(13)		
to	(与动词原形一起构成不定式); 向……, 朝……	(4)		
today	今天	(24)		
too	也; 太	(4)		
two	二	(4)		
	U			
umbrella	雨伞	(11)		
	V			
vegetable	蔬菜	(11)		
very	很; 非常	(13)		
	W			
walk	步行; 走	(18)		
warm	暖和的; 温暖的	(16)		
we	我们	(20)		
what	什么	(1)		
white	白色; 白色的	(11)		
window	窗户	(9)		
worker	工人	(21)		

X

* X-ray X 光照片; X 射线 (12)

Y

year 年; ……岁 (22)

yellow 黄色; 黄色的 (10)

yes 是的; 对 (18)

you 你; 你们 (3)

young 年轻的 (22)

your 你的; 你们的 (1)

Z

zoo 动物园 (12)

Names

Bob 鲍勃(人名)

Danny 丹尼(人名)

Jenny 詹妮(人名)

Jim 吉姆(人名)

Lynn 琳(人名)

Mary 玛丽(人名)

Smith 史密斯(姓)



Alphabet

手写体

印刷体

手写体

印刷体

手写体

印刷体

Aa Aa

Bb Bb

Cc Cc

Dd Dd

Ee Ee

Ff Ff

Gg Gg

Hh Hh

Ii Ii

Jj Jj

Kk Kk

Ll Ll

Mm Mm

Nn Nn

Oo Oo

Pp Pp

Qq Qq

Rr Rr

Ss Ss

Tt Tt

Uu Uu

Vv Vv

Ww Ww

Xx Xx

Yy Yy

Zz Zz