

上海教育出版社



义务教育教科书

英语

(三年级起点)

三年级 下册



上海教育出版社

上海教育出版社

义务教育教科书

英语

(三年级起点)

三年级 下册



上海教育出版社

主 编：张春柏 施嘉平

原 作 者：Ron Holt Sam Meekings

编 者：朱静娣 孙维华 俞红珍

牛津大学出版社(中国)有限公司英语教材编写委员会

上海世纪出版股份有限公司外语教育图书分公司英语教材编写委员会

责任编辑：赵柳松 施永琴

©上海市中小学(幼儿园)课程改革委员会和牛津大学出版社 2013

“Oxford”为牛津大学出版社的注册商标。

未经上海市中小学(幼儿园)课程改革委员会和牛津大学出版社(中国)有限公司书面许可，不得在任何地区以任何形式、任何媒介、任何文字翻印、仿制或转载本书的文字、图片、音带或光盘。

欢迎广大师生来电来函指出教材的差错和不足，提出宝贵意见。电话：021-64319241。电子邮箱：jcjy@seph.com.cn。通讯地址：上海市闵行区号景路159弄C座。邮政编码：201101。

声明 按照《中华人民共和国著作权法》第二十五条有关规定，我们已尽量寻找著作权人支付报酬。著作权人如有关于支付报酬事宜可及时与出版社联系。

鸣谢

在教材编写过程中，部分教师对此工作予以极大的帮助，特此感谢：

王红丽 史才春 孙 媛 余晓珍 雍 雯

义务教育教科书

英 语

三年级 下册

上海世纪出版股份有限公司 出版发行
上海教育出版社

(上海市闵行区号景路159弄C座 邮政编码：201101)

各地新华书店经销 上海昌鑫龙印务有限公司印刷

开本 787×1092 1/16 印张 4.5

2013年1月第1版 2022年1月第13次印刷

ISBN 978-7-5444-4565-8 / G · 3611

定价：4.90 元(另配音带和练习册)

辽宁省物价局价格审查批准文号：辽价发[2018]30号

全国物价举报电话：12315

此书如有印、装质量问题，请向出版社调换。联系电话：021-64373213



Joe



Miss Fang



Kitty



Alice



Peter



Contents

Unit	Key patterns	Words & expressions	Sounds
Module 1 Using my five senses			
1 Colours (p. 2)	• What colour is your ball? It's red and white.	black, blue, green, red, white, yellow, and, ball, colour	
2 Tastes (p. 6)	• How is it? It's sweet.	candy, ice cream, lemon, how, orange, sour, sweet, taste	p, b
3 Sounds (p. 10)	• What can you hear? I can hear a plane.	bike, bus, plane, ship, car, train, can, hear, listen	t, d
Revision 1 (p. 14)			
Project 1 (p. 16)			
Module 2 My favourite things			
4 Animals in the zoo (p. 18)	• I like monkeys. • Do you like monkeys?	bear, elephant, lion, monkey, panda, tiger, like, man, old, our, strong	k, g
5 Toys (p. 22)	• What do you like? I like robots.	kite, robot, toy bear, fun, lovely, play, sorry	h
6 Food and drinks (p. 26)	• What do you have? I have some bread and bananas.	biscuit, bread, egg, juice, milk, water, breakfast, child, have, some, too, we	f, v
Revision 2 (p. 30)			
Project 2 (p. 32)			

Unit	Key patterns	Words & expressions	Sounds
Module 3 My colourful life			
7 Hobbies (p. 34)	• I like singing.	dance, paint, read, sing, skate, swim, at home, come in, sleep, work, worker	s, z
8 Happy birthday! (p. 38)	• Here's a card for you.	cake, card, noodle, birthday, dear, for, how old, to	m, n
9 A day on the farm (p. 42)	• Don't litter.	cow, horse, pig, sheep, bye, farm, grass, great, litter, stone, throw	l, r
Revision 3 (p. 46)			
Project 3 (p. 48)			
Module 4 Things we enjoy			
10 Funny cartoons (p. 50)		head, body, arm, hand, leg, foot	
11 Mother's Day (p. 54)		flower, photo, tea, cup, day, do, idea, love	
12 Three little pigs (p. 58)		afraid (of), bad, go, house, little, make, now, there, very	
Project 4 (p. 62)			
Word list (p. 64)		Daily expressions (p. 66)	

1 Colours



What colour is your ball?
It's red and white.



Listen and say



1

What's the matter?

I can't find my ball.



2

What colour is your ball?

It's red and white.



3

Look! Is this your ball?

Yes, it is!
Thank you.




Look and learn 


black



blue



green



red



white



yellow



Sing a song 


The rainbow

Look at the rainbow,
The rainbow,
The rainbow.
Look at the rainbow
In the sky.

Red, orange, yellow,
Green and blue,
Purple and violet too.

Look at the rainbow,
The rainbow,
The rainbow.
Look at the rainbow
In the sky.



 **Say and act** 

1 What colour is it, Joe?



It's yellow.

2 What colour is it, Joe?



It's blue.

3 Let's mix blue and yellow.



4 Look! What colour is it now?




It's green.

 **Colour and write**



ABC Review the letters



2

Tastes



How is it?
It's sweet.



Listen and say 

1

Taste it, Joe.
How is it?

It's sweet.



What is it?



It's candy.



2

Taste it, Kitty.
How is it?

It's sour.

What is it?



It's a lemon.

 Look and learn 



candy




ice cream



lemon

 Play a game



S1: Taste it. How is it?

S2: It's sweet.
sour

S1: What is it?

S2: It's ...

 **Look and read** 

1

It is red and round.
It is sweet.
What is it?

2

It is yellow and long.
It is sweet.
What is it?



3

It is orange and round.
It is sweet and sour.
What is it?

4

It is yellow.
It is sour.
What is it?


Sing a song 🎵👂

Apple tree 🎵

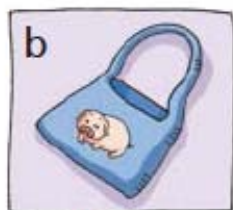


Apple red,
Apple round,
Apple juicy,
Apple sweet,
Apple, apple, I love you.
Apple sweet, I love to eat.

Learn the sounds 🎵👂



pig



bag

Betty has a new bag,
But it's not very big.
On the front of her bag
Is a picture of a pig.



3


Sounds



What can you hear?
I can hear a plane.



Listen and say 



Look and learn 



bike



bus



plane



ship



car



train

Tick and say 



S1: What can you hear?

S2: I can hear ...



Enjoy a story



Gu Dong is coming!

1

Listen! What can you hear?

Gu Dong!



I can hear "Gu Dong"!

2

Help! Help! Gu Dong is coming!



3

What's Gu Dong?

It's a monster!

Its mouth is big.



Its eyes are green.

4

Don't worry. Look!

Gu Dong!





Think and write

1



2



3




1 I can hear a _____.

2 I can hear bikes and _____.


3 I can hear a _____ and a _____.



Learn the sounds



rabbit



red

Tina has a **toy** rabbit,
Its ears are **white** and **red**.

Tina's **toy** rabbit is **under** her bed.





Revision 1



Let's revise (I)

What colour	is	it	?	It's	green	.
		the	candy		white	
			ice cream		red and yellow	

How	is	it	?	It's	sweet	.
					sour	



Write and say

1



S1: What colour is it?

S2: It's _____.

2



S1: How is it? Is it sweet?

S2: No. It's _____.

3



S1: What _____ is it?

S2: It's white and brown.

S1: _____ is it?

S2: It's sweet.




Let's revise (II)

What can you hear ?

I can hear a bike car .



Think and write



What can you hear, Kitty?

I can hear a car, a _____,
a _____, a _____, a _____,
_____ and a _____.



Think and circle

My work in Module 1





Project 1

A sense test

- 1 Read the words. Stick or draw pictures with the correct colours.

black things

blue things

green things

red things

white things

yellow things

2 Look at the pictures. Circle the correct words or phrase.



sour/sweet



sour/sweet



sour/sweet



sour/sweet/
sweet and sour



sour/sweet



sour/sweet

3 Tick (✓) the boxes.

I know ...

black	<input type="checkbox"/>	blue	<input type="checkbox"/>	green	<input type="checkbox"/>
red	<input type="checkbox"/>	white	<input type="checkbox"/>	yellow	<input type="checkbox"/>

sweet	<input type="checkbox"/>	sour	<input type="checkbox"/>
-------	--------------------------	------	--------------------------

4

Animals in the zoo



Listen and say 




I like monkeys.
Do you like monkeys?

Look at the monkeys.
They're cute. I like monkeys.
Do you like monkeys, Ben?

No, I don't. I like
elephants. They're big
and strong. Do you
like elephants, Kitty?

Yes, I do.




 Look and learn 


bear



elephant



lion



monkey



panda



tiger


 Tick and say
bears elephants lions monkeys pandas rabbits tigers

S1: I like ... Do you like ...?

S2: Yes, I do.




No, I don't. I like ...



Enjoy a story




The old man and the monkeys





Draw and write



I like _____.

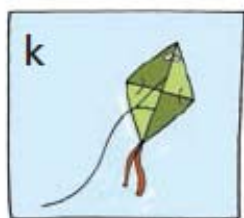
Look at this _____.

Its _____ is _____.


Its _____ are _____.



Learn the sounds



kite



girl



The **g**irl is in the park.
 The **k**ites are in the sky.
 The **g**irl flies her red **k**ite.
 It **g**oes up very high.



5

Toys



What do you like?
I like robots.



Listen and say 

1

What do you like, Peter?

I like robots.

What do you like, Sally?

I like toy bears.

2

I like this robot.
It's cool.

I like this toy bear.
It's lovely.

Look and learn 



ball



kite



robot



toy bear

Do a survey 

Name					
Joe	✓				

What do you like, Joe?



I like balls.



 Say and act 

1

Hi! Let's play!


OK. I like balls. Do you like balls?



2

I like bikes. They're fun.

I like robots. They're super.




3

Oh dear!



4

I'm sorry. Are you OK?





Listen and enjoy

Big kites, big balls,
 Pretty little dolls.
 Big kites, big balls,
 Pretty little dolls.
 Robots, toy bears,
 Play over there.
 Robots, toy bears,
 Play over there.




Learn the sounds



I help a hen
 Lying in the sand.
 I lift the hen
 And hold it in my hand.



6

Food and drinks



What do you have?

I have some bread and bananas.




Listen and say 

I have some apples and biscuits.
What do you have, children?

I have some bread
and bananas.

I have some orange
juice and milk.



We have some water and candy.

 Look and learn 



biscuit



bread



egg



juice



milk



water

 Play a game



S1: I have some ... What do you have?


S2: I have some ...

 Say and act 

1

What do we have for breakfast, Mum?

We have some bread and milk.



2

What do we have for breakfast, Mum?


We have some noodles and eggs. I like noodles. What about you, Joe?



I like noodles too.



Think and write




I have some biscuits, some _____, some _____,
some _____, some _____ and some _____ too.



Learn the sounds



fish



five



Flora's favourite food is fish.
She likes it very much.
She eats five for her breakfast
And five for her lunch.





Revision 2



Let's revise (I)

What do you like ?

I like balls kites .


Do you like bears elephants ?

Yes , I do 

No , I don't 



Draw and say



S1: What do you like?

S2: I like monkeys.

S1: Do you like balls?

S2: No, I don't. I like kites.



Let's revise (II)

What	do	you	have	?
------	----	-----	------	---


I	have	a	kite	.
		an	egg	
		some	biscuits juice	



Look and circle


1

I have ^asome ball, ^asome kite and ^asome robots.



2

I have ^aan egg, ^asome biscuits and ^asome water.



Think and circle

My work in Module 2






Project 2

Things we like

1 What do you like? Draw and write.

My favourite animal



I like elephants.

Look at this elephant.

It is big and strong.

Its ears are big.

My favourite toy

I like _____.

Look at this _____.

It is _____.

My favourite food
or drink

I like _____.

It is _____.

2 Do a survey.

Do you like ...?



Yes, I do./No, I don't.

Name \ Thing				

3 Tell the class about your survey.



In my group, ... students like ...
... students don't like ...



7

Hobbies

 Listen and say 



I like singing.

Hi! I'm Kitty. I like singing.



Hi! I'm Alice. I like skating.
I like dancing too.



Hi! I'm Joe.
I like painting.



Hi! I'm Peter. I like
reading and swimming.
What about you?

Look and learn 



dance



paint



read



sing



skate



swim

 Do a survey

Name						

S1: What do you like?

S2: I like ...





Enjoy a story 

Ben and Bob

1

Hi, I'm Ben. I like sleeping in spring and summer.



2

I like singing and dancing in autumn.



I'm Bob. I like working. I'm a good worker.

3

I don't like winter. It's cold!



4

In winter, I like reading at home.



5

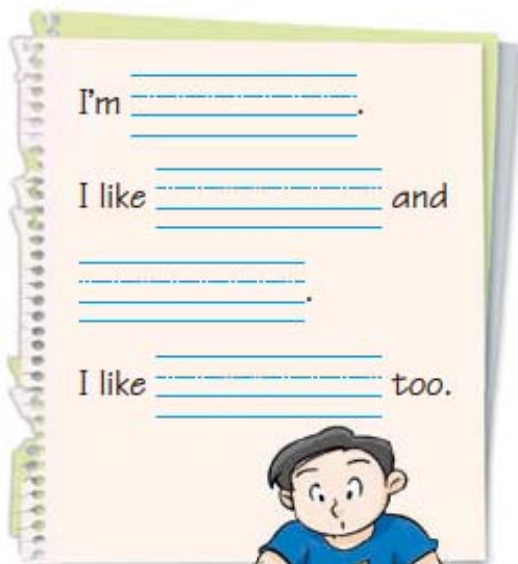
It's cold here. Please come in!

Thank you!






Think and write



Learn the sounds



sand



zebra

I can see a zebra,
A zebra in the zoo.
It can see some sand,
Some sand on my shoe.



Happy birthday!



Listen and say 



Here's a card for you.

1

Happy birthday, Alice!
Here's a card for you.

Thank you, Miss Fang.



How old are you, Alice?

I'm nine.

2

Let's sing "Happy birthday" together.



Happy birthday to you! Happy birthday to you!
Happy birthday, dear Alice. Happy birthday to you!

Look and learn 



cake



card



noodles

Make and say 



Happy birthday!
Here's a card for you.

Thank you.



 Say and act 

1

Here's a birthday cake for you, Alice.



Thank you, Mum.

2

Make a wish.

Blow!



3

Cut the cake, Alice.

Let's cut the cake together.



4

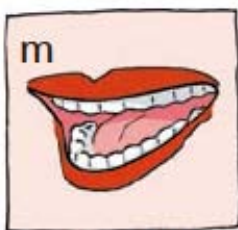
Here are some noodles for you, Alice.



Thank you, Mum. I like noodles.



Learn the sounds



mouth



nose

My robot's **n**ame is **M**ike.

He likes riding his bike.

His **n**ose is big.

His **m**outh is big too.


But **M**ike **n**ever talks to you.




Culture corner

Happy birthday! Here's a card for you.



Thank you! I like it. 

No. I don't like it. 



A day on the farm



Listen and say 



Don't litter.

1 Good morning, children.



Good morning, Mr MacDonald.

2 Don't litter.



Yes, Miss Fang.

3 Don't throw stones.



Yes, Mr MacDonald.

4 Listen! What can you hear?



Let's go and see the animals.

Great!

Look and learn 



cow



horse



pig




sheep


Sing a song 

 Old MacDonald has a farm

Old MacDonald has a farm,
 E-i-e-i-o.
 On his farm he has five ducks,
 E-i-e-i-o.
 A quack-quack here!
 A quack-quack there!
 Here a quack!
 There a quack!
 Everywhere a quack-quack!
 Old MacDonald has a farm,
 E-i-e-i-o.



On his farm he has ...



 Say and act 

1 These are my horses.



I love horses!

2 Don't open the gate.



I'm sorry, Mr MacDonald.

3



These are my cows and sheep. They like grass.

4

This is my pig.



Wow! It's fat!

5

Thank you, Mr MacDonald. Goodbye.



You're welcome. Bye.



Play a game



START

2 Jump to number 10!

3 **Don't litter!**
Miss a turn!

4 How many cows?

5

6 Throw the dice again!

7 How many pigs?

8 **Don't open the gate.**
Miss a turn!

9

10

11 How many horses?

12 **Don't throw stones.**
Miss a turn!

13

14 Go back to number 9!

15 How many sheep?

FINISH
You win!



Learn the sounds



long



run

Luke likes to run.
He runs with Ron.
They run a long way,
And have a lot of fun.





Revision 3



Let's revise (I)

I	like	dancing	.
		painting	
		singing	



Write and say

I like _____.

I like _____.

I like _____.

I like _____.



Let's revise (II)

Here's	a	cake	card	for you	.
Here are	some	noodles			



Here's = Here is

Don't

litter
open the gate
throw stones



Don't = Do not



Match and say

- | | |
|---------------------------------|---|
| A Don't litter. | D Here's a cake for you. |
| B Don't throw stones. | E Here are some noodles for you. |
| C Here's a book for you. | |



Think and circle

My work in Module 3

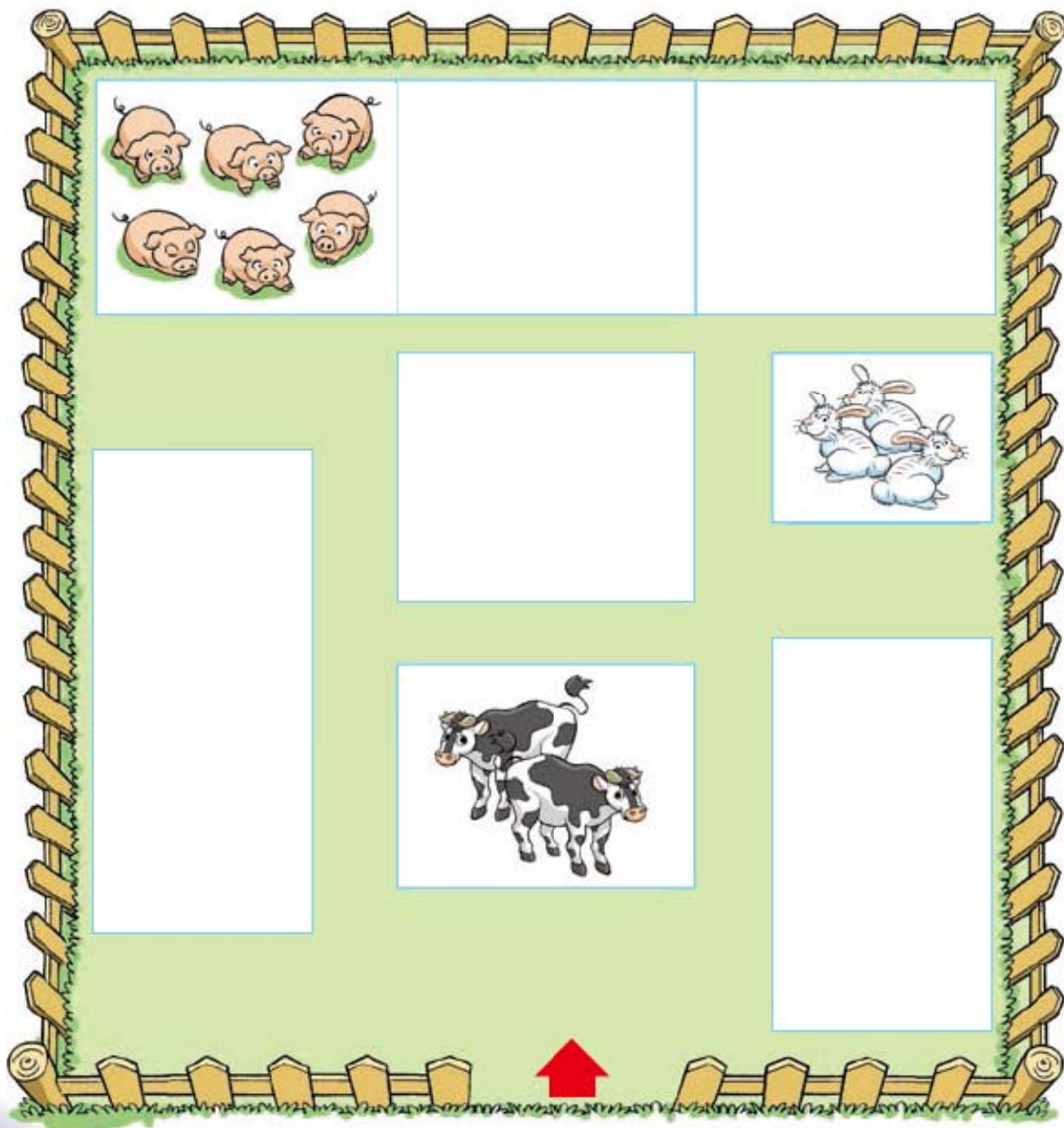







Project 3

My farm

1 Draw or stick pictures of animals on your farm.



2 Make signs for your farm.



3 Write about your farm.



I have six pigs, two cows, three rabbits, _____,

_____, _____,

_____ and _____

on my farm.

Don't litter on my farm.

Don't _____

10

Funny cartoons



Listen and say



1

Hello! I'm Beebo.



2

Look at me. I have a big head.



3



I have two arms and two hands. My arms are short. My hands are small.

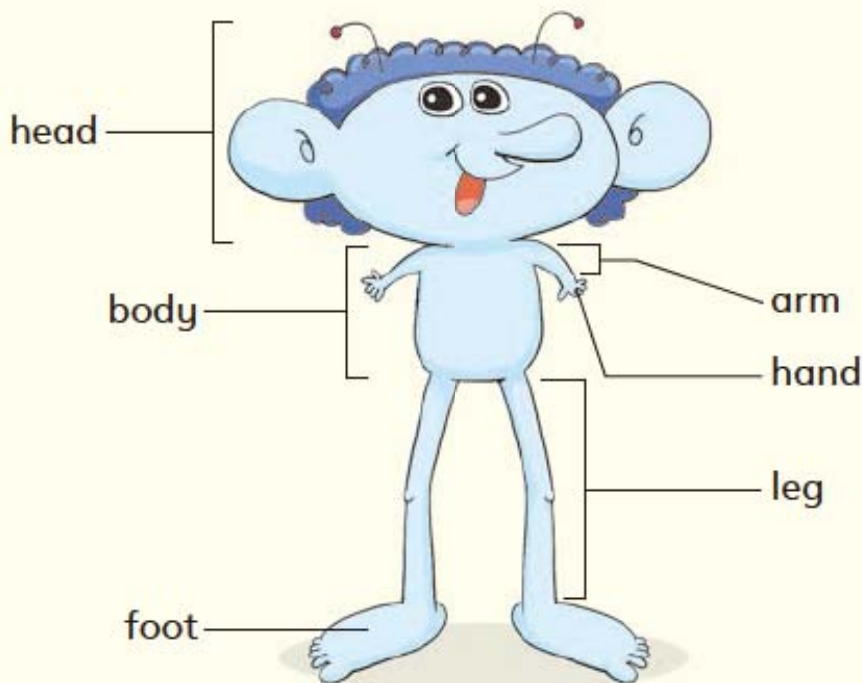

4



I have two legs and two feet. My legs are long. My feet are big.



Look and learn

Sing a song



Head, shoulders, knees and toes

Head, shoulders, knees and toes,
Knees and toes.

Head, shoulders, knees and toes,
Knees and toes.

And eyes and ears and mouth
And nose.

Head, shoulders, knees and toes,
Knees and toes.



 **Say and act** 

1

I have a big head
and a big body.



2

Look at my eyes.
They're big.



3



My nose is small.
My mouth is big.

4



These are my
arms and hands.

5

I have two long legs
and two big feet.



6

Look! This is me.




Ha! Ha! How funny!




Make and say

1



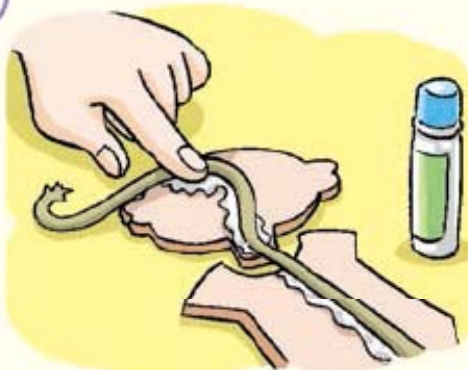
2



3



4



5



Hi, I'm Pip.
I have short hair.
I have two big eyes
and two small ears.
My hands are big.
My legs are long.

11

Mother's Day

Listen and say



Look and learn



flower




photo



tea



Make and say



Here's a photo frame for you, Mum.

Thank you, Sally.



 **Say and act** 

1



2



3



4





Listen and enjoy

Mummy, Mummy,
I love you.
I love your smile.
I love your kisses too.
Mummy, Mummy,
Today is Mother's Day.
Here are some flowers.
Be happy every day!



Culture corner

Happy Mother's Day, Mum! I love you. 



12

Three little pigs

Hello, I'm Tom.

Hello, I'm Tim.

Hi, I'm Jim.

1



We're brothers.

2



Boys, now you can make your houses.

Hooray!

3

Look! This is my house.



4

Look! This is my house.



5

Let's go, Jim.



Sorry, I can't.

6

Look at my house.
It's very strong.



7

Mm! Two fat pigs.



8

Help! Help!




9

Open the door, little pigs.



10

Help!



11

Open the door, little pigs.

You can't come in, big bad wolf!



12

Help!



13



Open the door,
little pigs.

My house is very strong. You
can't come in, big bad wolf!

14



The wolf is there!

I have a good idea!

15



It's hot!

Hooray! Hooray!

16



Who's afraid of the big bad wolf, big
bad wolf, big bad wolf? Who's afraid
of the big bad wolf? Tra la la la ...




Project 4

I love you, Mum!

- 1 Write in the box.

Mother's Day is on ...
this year.



- 2 What do you want to give your mum on Mother's Day?
Tick (✓).



Draw or stick a picture.



Draw or stick a picture.



3 Make a card for your mum. Draw and write.

Draw.

4 Give the card and the gift to your mum.



Happy Mother's Day!

Word list

A		colour 颜色	U1
afraid (of) 害怕……	U12	come in 进来	U7
and 和; 同	U1	cow 母牛	U9
arm 手臂	U10	cup 杯子	U11
at home 在家	U7	D	
B		dance 跳舞	U7
bad 坏的	U12	day 天; 日	U11
ball 球	U1	dear 亲爱的	U8
bear 熊	U4	do 做	U11
bike 自行车	U3	E	
birthday 生日	U8	egg 蛋	U6
biscuit 饼干	U6	elephant 象	U4
black 黑色的	U1	F	
blue 蓝色的	U1	farm 农场	U9
body 身体	U10	flower 花	U11
bread 面包	U6	foot 脚; 足 (复数feet)	U10
breakfast 早餐	U6	for 给; 为了	U8
bus 公共汽车; 巴士	U3	fun 乐趣	U5
bye 再见	U9	G	
C		go 去; 走	U12
cake 蛋糕	U8	grass 草	U9
can 能	U3	great 很好的; 很棒的	U9
candy 糖果	U2	green 绿色的	U1
car 小汽车	U3	H	
card 卡; 卡片	U8	hand 手	U10
child 孩子 (复数children)	U6	have 有	U6
		head 头	U10
		hear 听见	U3

horse 马	U9	O	
house 房屋	U12	old 老的	U4
how 怎么; 怎样	U2	orange 橙色的	U2
how old 多少岁	U8	our 我们的	U4
I		P	
ice cream 冰淇淋	U2	paint 用颜料画	U7
idea 主意	U11	panda 熊猫	U4
J		photo 照片	U11
juice 果汁	U6	pig 猪	U9
K		plane 飞机	U3
kite 风筝	U5	play 玩	U5
L		R	
leg 腿	U10	read 阅读	U7
lemon 柠檬	U2	red 红色的	U1
like 喜欢	U4	robot 机器人	U5
lion 狮子	U4	S	
listen 听	U3	sheep 绵羊 (复数sheep)	U9
litter 乱扔 (垃圾)	U9	ship 船	U3
little 小的	U12	sing 唱歌	U7
love 爱	U11	skate 滑冰	U7
lovely 可爱的	U5	sleep 睡觉	U7
M		some 一些	U6
make 做	U12	sorry 对不起	U5
man 男人 (复数men)	U4	sour 酸的	U2
milk 牛奶	U6	stone 石头	U9
monkey 猴子	U4	strong 强壮的; 坚固的	U4
N		sweet 甜的	U2
noodle 面条	U8	swim 游泳	U7
now 现在	U12	T	
		taste 味道; 尝	U2
		tea 茶	U11

there 那里	U12	W	
throw 扔	U9	water 水	U6
tiger 老虎	U4	we 我们	U6
to 给; 向	U8	white 白色的	U1
too 也; 还	U6	work 工作	U7
toy bear 玩具熊	U5	worker 劳动者	U7
train 火车	U3	Y	
V		yellow 黄色的	U1
very 很; 非常	U12		

Daily expressions

What's the matter? 怎么了? 发生什么事了?	U1	Make a wish. 许个愿。	U8
Help! 救命!	U3	Great! 好棒啊!	U9
Don't worry. 别担心。	U3	You're welcome. 不客气。	U9
It's cool. 它很酷。	U5	Bye. 再见。	U9
Oh dear! 噢, 天哪!	U5	How funny! 多有趣啊!	U10
Are you OK? 你还好吧?	U5	I have a good idea. 我有个好主意。	U11
What about you? 你呢?	U6		
Happy birthday (to you)! (祝你) 生日快乐!	U8		

上海教育出版社

责任编辑：赵柳松 施永琴



绿色印刷产品

ISBN 978-7-5444-4565-8



0 1 >

定价：4.90 元
(本书另配音带和练习册)