

出版人：王星  
策划：张洋  
责任编辑：张洋 宫春来  
装帧设计：周佰惠



# 英语

## ENGLISH

三年级起点  
四年级上册

义务教育教科书

英语 三年级起点

四年级上册



辽宁师范大学出版社



义务教育教科书

英

语

ENGLISH

三年级起点

四年级 上册

主 编 吴悦心

副主编 周朝华

辽宁师范大学出版社

· 大连 ·

学校 \_\_\_\_\_ 班级 \_\_\_\_\_ 姓名 \_\_\_\_\_

© 吴悦心 2013

出 版 人 王 星  
策 划 张 洋  
组 稿 张 洋 朱宇光  
装帧设计 周佰惠  
图画创作 王庆洪 张立志 郭文华 王 申

## 辽宁师范大学出版社出版

地址:大连市黄河路 850 号

邮政编码:116029

网址:<http://www.lnnup.net>

<http://www.press.lnnu.edu.cn>

邮箱:[kuaileyingyu@126.com](mailto:kuaileyingyu@126.com)

编辑部电话:0411-82159901

营销部电话:0411-82159913

沈阳市北陵印刷厂有限公司印刷

各地新华书店发行

---

幅面尺寸:185mm×260mm

印张:5.5 字数:100 千字

2013 年 7 月第 1 版

2020 年 5 月第 10 次印刷

---

责任编辑:张 洋 宫春来

责任校对:朱宇光

---

ISBN 978-7-5652-0894-2

所购教材,如有印装问题,请与本社联系调换。

版权所有 不得翻印





# 致同学

亲爱的同学们，你们好！

欢迎大家进入多彩的英语世界！在这里你们能结识很多中外朋友，如肖慧、比利、琳达、李明等，还有可爱的卡通朋友快乐兔、幽默龟和小蜜蜂，他们将和你们一起畅游英语世界。

为了帮助你们轻松、愉快地学习英语，我们将需要掌握的英语知识巧妙地放入了有趣的情境中。每一单元的 **Listen and say** 部分是主要学习板块，你们可以从熟悉而又有趣的情境中学到一组句型 and 一组词汇，句型是课文对话的核心内容，词汇可以放在句型中进行灵活的替换运用。这就形成一个词不离句、句不离文、环环相扣的语言学习链，便于大家学习与记忆。**Game time** 板块为你们准备了各种游戏活动，这些活动大多是在课堂内与同伴合作进行，能够训练你们听、说、读、写英语的能力，你们只有积极参与，和同伴很好地合作，才能更好地完成学习任务。**Let's act** 是表演板块，其中有你们喜闻乐见的场景，在分角色表演的过程中，你们不仅能获得乐趣与成就感，同时会进一步理解并巩固主课学习的成果。

我们还在低年级为你们设计了字母学习的板块，在高年级设计了语音学习的板块。你们可以通过认读、摹写，观察、比较，总结出规律，为英语学习打下良好的拼写、语音基础。此外，书中的 **Try to do** 的任务型学习板块，**Read and say** 的拓展阅读板块能够帮助你们提高用英语思维和表达的能力。**Let's sing**，**Let's chant**，**A joke** 等娱乐板块，一定会让你们感到英语非常有趣。

记住：只要主动听、大胆说、天天读、认真写，每个人都能学好英语。

加油！你们一定能获得成功！

你们的朋友 编者



# CONTENTS



**Unit 1      This is my teacher      .....      2**

**Unit 2      Is this your book?      .....      7**

**Unit 3      Her pen is red      .....      12**

**Unit 4      Whose football is it?      .....      17**

**Unit 5      It's my skirt      .....      22**

**Unit 6      It's on your head      .....      27**

**Review 1      .....      32**

**Unit 7      Where are my shoes?      .....      39**

**Unit 8      Where is Billy? ..... 44**

**Unit 9      I'm late ..... 49**

**Unit 10     It's time for dinner ..... 54**

**Unit 11     It's time to play ping-pong ..... 59**

**Unit 12     The football game ..... 64**

**Review 2 ..... 69**

**Words and expressions ..... 77**

**Word list ..... 81**

### 1 Listen and say



boy

girl

friend

my teacher



## 2 Game time



This is my eye.

No. It's your nose!

It's your nose!



## 3 Listen and read



P p

pupil

pencil

picture

B b

bag

ball

book

# Unit 1

## 4 Let's act



Miss Lin: Hello, boys and girls.

Today we have two new friends.

Students: Hello!

Miss Lin: This is Sandy.

And this is Shelley.


Shelley: I'm not Sandy.

She's Sandy.

Sandy: I'm not Shelley.

She's Shelley.

Miss Lin: Oh, I'm sorry.



## 5 Try to do



Draw a picture of your friend  
in our class.

Draw and guess.


Guess, who is it?



Yes./No. This is...



## 6 Read and say



## 7 Let's chant




Mr White  
is always right.



Miss Green  
is very clean.



Mrs Brown  
is out of town.



Ms Gray  
is really great!



# Unit 1

## 8 Reward time

I can introduce people.



■ This is my teacher.



What can you do?  
Color the happy faces.



I can read and write  
the words.



boy

girl

friend

my teacher

I can play the game.



I can act the dialog.



I can do the task.



How many happy faces  
have you got?



I've got \_\_\_\_\_.  
I'm...




OK!

Good!

Excellent!

### 1 Listen and say



schoolbag

book

pencil

your book

# Unit 2

## 2 Game time



Put your pencil into the box.

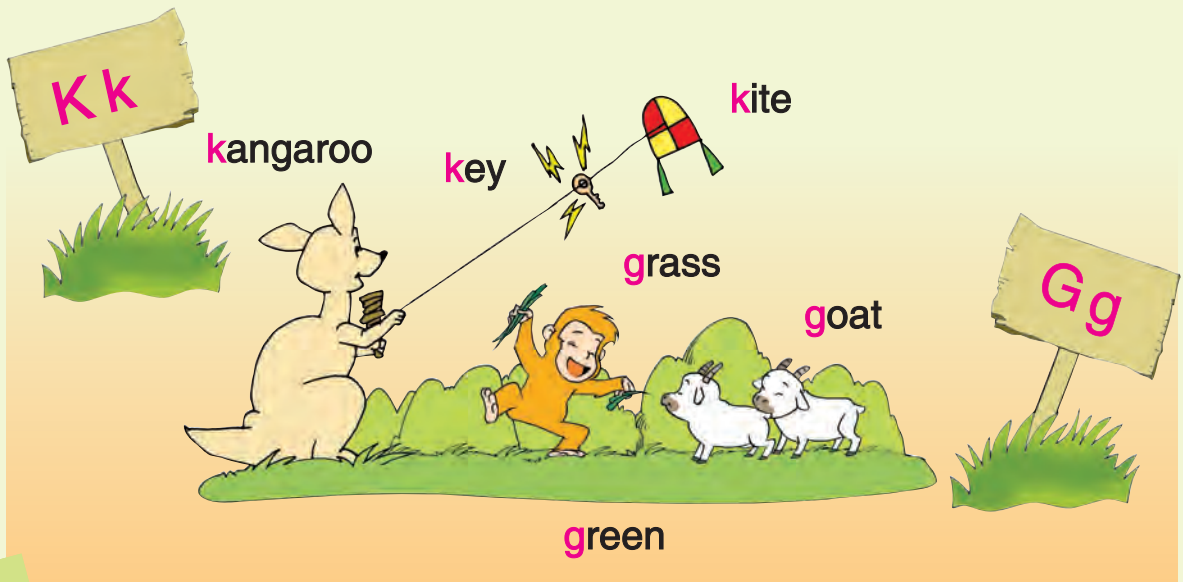


Is this your pencil, Tom?

No.



## 3 Listen and read





## 4 Let's act



Bob: Hi, Uncle.

Is this your computer?

Uncle: No. It's my new book.

Bob: A book?

Uncle: Yes. It's an e-book.

Bob: Can I read it?

Uncle: Sorry. I'm reading it.

Bob: Can I take a look?

Uncle: Sure.



## 5 Try to do



Listen, match and say.



Bob has a new ruler.  
Xiao Hui has...

# Unit 2

## 6 Read and say



Mom, I want a new pencil, a new ruler and a new eraser.



Is this your pencil, Billy?



Yes. It's my pencil.

Do you want a new eraser now?



Yes. It's my ruler.


No. Thank you, Mom.



## 7 Let's sing




Can you make a new song?




Is This Your Storybook?

Is this your storybook?  
Is this your storybook?  
Yes, it is. Yes, it is.  
It is my storybook.



Is that your pencil box?  
Is that your pencil box?  
Yes, it is. Yes, it is.  
It is my pencil box.



## 8 Reward time

I can talk about school things. 😊

- Is this your book?
- Yes. It's my new book.



What can you do?  
Color the happy faces.



I can read and write the words. 😊

schoolbag      book  
pencil      your book

I can play the game. 😊



I can act the dialog. 😊



I can do the task. 😊




How many happy faces have you got?



I've got \_\_\_\_\_.  
I'm... 😊



### 1 Listen and say




ruler

crayon


pencil box

her pen

## 2 Game time



## 3 Listen and read



# Unit 3

## 4 Let's act



Sandy: Look, Shelley! Here's a letter.

Shelley: Whose letter?

Sandy: I think it's Grandma Lee's letter.


Shelley: Grandma Lee!

Is this your letter?

Grandma Lee: Oh, yes, it is!

Thank you so much.

Twins: You're welcome.



## 5 Try to do



Color, write and say.



Is it Annie's ruler?



Yes. Her ruler is green.



1



has a green \_\_\_\_\_.

2



has a yellow \_\_\_\_\_.

3



has a blue \_\_\_\_\_.

4



has a red \_\_\_\_\_.



## 6 Read and say



Funny's notebook.  
Jolly's notebook.




Is it Little Bee's notebook?

No. Her notebook is blue.




Is it... notebook?




No, ...

Oh! It is my notebook.



## 7 Let's chant



Book, book, book,  
Run on the book.  
Eraser, eraser, eraser,  
Jump on the eraser.

Pen, pen, pen,  
Ride on the pen.  
Bag, bag, bag,  
Sleep in the bag.





# Unit 3

## 8 Reward time

I can talk about school things.



■ Her pen is red.



What can you do?  
Color the happy faces.



I can read and write  
the words.




ruler      crayon  
pencil box      her pen

I can play the game.



I can act the dialog.



I can do the task.



How many happy faces  
have you got?



I've got \_\_\_\_\_.  
I'm... 😊



### 1 Listen and say



kite



robot



toy car



his football

# Unit 4

## 2 Game time



Listen and do.



Kick a ball.



Drive a car.



Fly a kite.



Walk like a robot.



## 3 Listen and read



F f

V v

finger

face

foot



violin

vest

vase



## 4 Let's act



**Monkey:** Kick the football, Panda!

**Panda:** No problem! Watch me!

**Monkey:** Great!

**Panda:** Oh, no!



**Grandma Bear:** Whose football is it?

Is it your football, Monkey?

**Monkey:** No, it isn't.

**Panda:** It's my football.

I'm so sorry, Grandma Bear.



## 5 Try to do



Find and say.  
Whose football is it?

It's Billy's.



Li Ming



Liu Gang



Bob



Xiao Hui



Billy



# Unit 4


## 6 Read and say



Whose toy car is it?



Whose robot is it?



It's Jolly's!  
Happy birthday, Jolly!



## 7 Let's sing



### Fly My Kite

Fly, fly, fly my kite.  
Fly in the sky.  
Up and down. Round and round.  
Dance in the sky.



## 8 Reward time

I can talk about the owner of things.



- Whose football is it?
- It's Billy's.



What can you do?  
Color the happy faces.



I can read and write the words.



kite robot

toy car his football

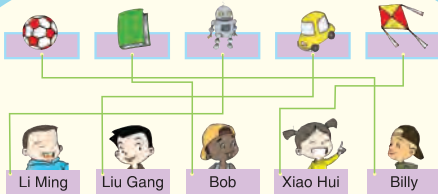
I can play the game.



I can act the dialog.



I can do the task.



How many happy faces have you got?



I've got \_\_\_\_\_.  
I'm...



### 1 Listen and say



skirt

shirt

jacket

on the bed



## 2 Game time



## 3 Listen and read





# Unit 5

## 4 Let's act



Mother Rabbit: Come on! It's time for the party.

Father Rabbit: Are you ready?

Rabbit A: Mom, look at my purple T-shirt.

Rabbit B: Look at my pink skirt.

Mother Rabbit: Nice!

Rabbit C: Is it my shirt? It's too big!

Father Rabbit: Oh, dear!

This is not your shirt.

It's my shirt.

Rabbits: Ha! Ha!



## 5 Try to do



Look, write and say.



- 1 The skirt is in the box.
- 2 The \_\_\_\_\_ is on the bed.
- 3 The \_\_\_\_\_ is on the bag.
- 4 The \_\_\_\_\_ is on the desk.
- 5 The \_\_\_\_\_ is on the chair.
- 6 The \_\_\_\_\_ is on the book.

## 6 Read and say



## 7 Let's chant and match



Put the tie on your ear, on your ear.  
 Put the watch on your nose, on your nose.  
 Put the hat on your hand, on your hand.  
 Put the belt on your toes, on your toes.



tie



watch



belt



hat

## 8 Reward time

I can talk about clothes.



- This is not your skirt. It's my skirt.
- Your skirt is on the bed.



What can you do?  
Color the happy faces.



I can read and write the words.



skirt shirt  
jacket on the bed

I can play the game.



I can act the dialog.



I can do the task.



How many happy faces have you got?



I've got \_\_\_\_\_.  
I'm...





OK!

Good!

Excellent!



### 1 Listen and say



hat

T-shirt

dress

in the box



# Unit 6

## 2 Game time



Put it in the pencil box.

Where is my T-shirt?

In the bag?

No. It's in the pencil box.



## 3 Listen and read



## 4 Let's act



Dad: Where's my white shirt, Linda?

Linda: In the washing machine. Let me get it.

Yellow shirt, green shirt, blue T-shirt,  
pink dress, red jacket...

Where's your white shirt?

Dad: Ha! Ha! Is it my beautiful white shirt?

Linda: Sorry, Dad!

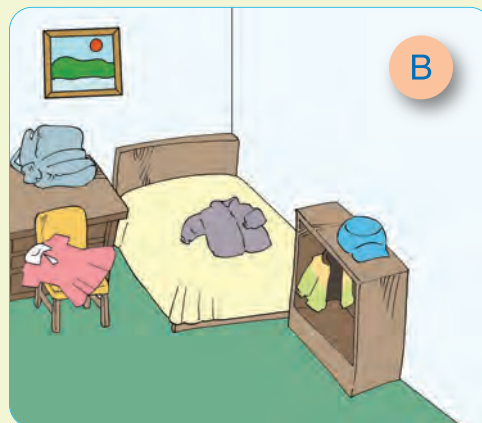
Dad: That's OK. I like it.



## 5 Try to do




Find the differences and say.



In Picture A, the dress is on the bed.  
In Picture B, the dress is...

# Unit 6

## 6 Read and say



## 7 Let's sing



### Where Is My Hat?



Where is my white hat?  
Where is my white hat?  
Looking here. Looking there.  
Oh, it's just on my bag.

Where is my black cat?  
Where is my black cat?  
Looking here. Looking there.  
Oh, it's just in my hat.





## 8 Reward time

I can ask the positions.



- Where's my football?
- It's in the box.



What can you do?  
Color the happy faces.



I can read and write the words.




hat T-shirt  
dress in the box

I can play the game.



I can act the dialog.



I can do the task.



How many happy faces have you got?



I've got \_\_\_\_\_.  
I'm...



OK!

Good!

Excellent!

# Review 1


## 1 Listen, say and act

Li Ming: Hello! Is that Linda?

Linda: Yes.

Li Ming: Let's go to the park, OK?

Linda: OK.



Li Ming: Look!

What's that over there?

Linda: Oh! It's a camera.

Whose camera is it?

Tourist: Where is my camera?

Li Ming: Excuse me.

Is this your camera?

Tourist: Oh, yes. It's my camera.

Thank you very much.

Li Ming: You are welcome.









Tourist: Come on, children. Let me take a picture for you.

Linda: All right.

Tourist: Say cheese!

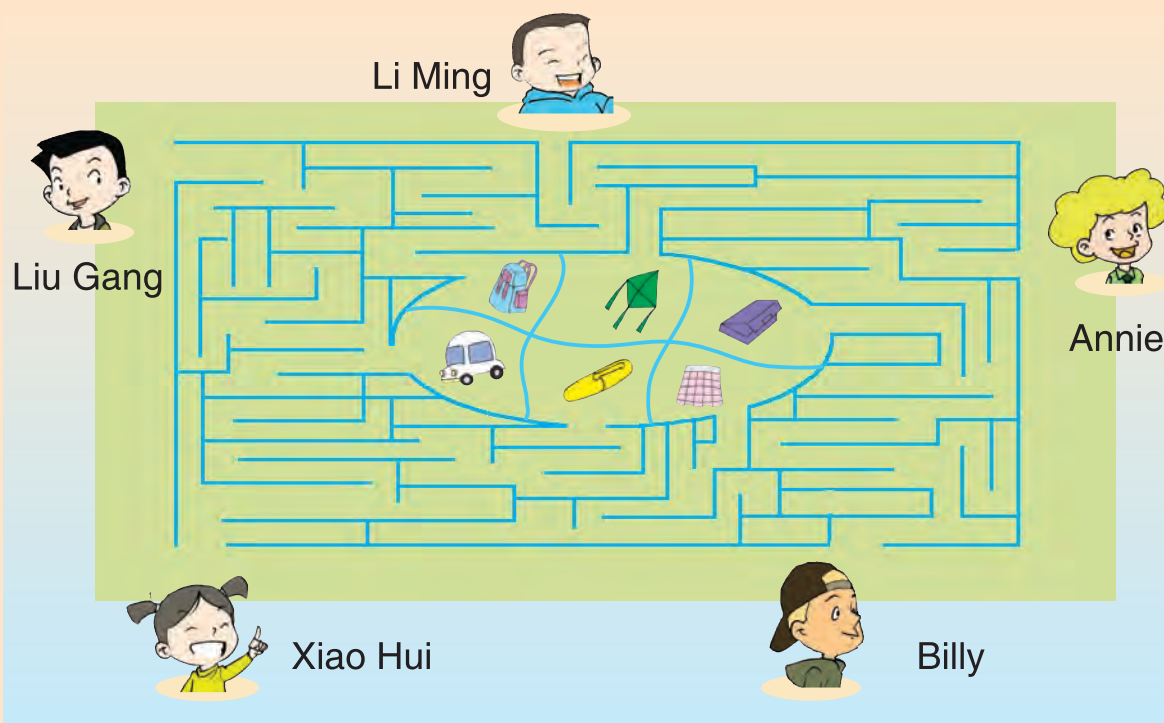
## 2 Look, ask and answer





# Review 1

## 3 Find and say



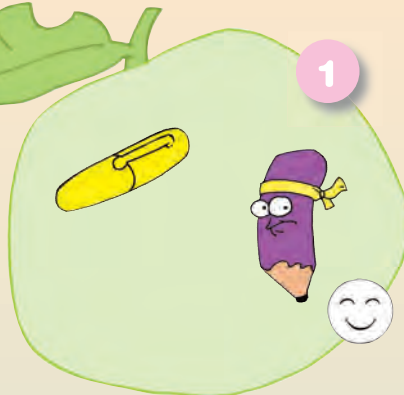
## 4 Look and judge



- |                                |                                  |
|--------------------------------|----------------------------------|
| 1 The kite is on the wall. ☹   | 2 The cap is under the bag. ☹    |
| 3 The bag is on the bed. ☹     | 4 The skirt is in the box. ☹     |
| 5 The toy car is on the bed. ☹ | 6 The book is on the desk. ☹     |
| 7 The robot is in the box. ☹   | 8 The ball is under the chair. ☹ |

## 5 Let's check

Listen and circle.



How many happy faces have you got?

I've got \_\_\_\_ .



# Review 1

## 6 Little scholar

Do you know these clothes?



qipao  
China



kimono  
Japan



sari  
India



kilt  
Scotland

## 7 Let's chant



Blouse and skirt,  
Blouse and skirt,  
I like white blouse with red skirt.




Shirt and jeans,  
Shirt and jeans,  
I like white shirt with blue jeans.








## 8 Fun story

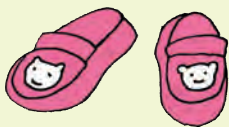

### Whose Tail Is It?



# Review 1



### 1 Listen and say



shoes

socks

trousers

under the bed



# Unit 7


## 2 Game time



No!

Where are the shoes?


On the...?



Under...?

Yes. Look!

## 3 Listen and read



## 4 Let's act



Grandma: Where are my glasses, Tom?

Tom: Are they in the glasses case?

Grandma: No, they aren't.

Tom: Are they under the book?

Grandma: No, they aren't.

Tom: Ha! Ha! I see!

Grandma: Where?

Tom: They're on your head.

Grandma: Oh! I forgot.



## 5 Try to do



Ask, answer and write.



Where are the toy cars?

They're on the sofa.



This is Billy's bedroom.

It's small but nice.

His books are \_\_\_\_\_ the desk.

His ball is \_\_\_\_\_ the desk.

His shirts are \_\_\_\_\_ the bed.

His shoes are \_\_\_\_\_ the bed.

His socks are \_\_\_\_\_ the shoes.

Where are the toy cars?

They're \_\_\_\_\_.

# Unit 7

## 6 Read and say



Billy, your socks!  
Take off your socks!



...?



Over there.

Look! They are  
under that rock!



Oh! My toes!



## 7 Let's sing



### Where Is the Hat?

Where is the hat? It's in the bag.

Where is the dress? It's on the bed.

Where are the shoes? They are under the boots.

Where are the socks? They are near the box.





## 8 Reward time

I can talk about the positions. 😊

- Where are my shoes?
- They are under the bed.



What can you do?  
Color the happy faces.



I can read and write the words. 😊

shoes socks

trousers under the bed

I can play the game. 😊



I can act the dialog. 😊



I can do the task. 😊



How many happy faces have you got?



I've got \_\_\_\_\_.  
I'm... 😊

OK!

Good!

Excellent!

### 1 Listen and say




Where is Billy?  
In the bedroom?

No, he isn't.



In the bathroom?

Oh, yes. He is.



living room

kitchen

bedroom

bathroom


## 2 Game time




Guess,  
where am I?


In the bedroom?

Ha! Ha! You're  
on the book!



in the schoolbag	under the desk	under the bed
under the chair	on the book 	on the TV
in the tree	in the bedroom	on the bag

## 3 Listen and read





# Unit 8

## 4 Let's act



Dad: Good evening, darling.

Mom: Good evening.

Dad: Where's Bunny?

Mom: Er... I don't know.

Dad: Is she in the bedroom?

Mom: No, she isn't.

Dad: In the study?

Mom: No.

Bunny: Ha! Ha! I'm here.  
Behind the door.



## 5 Try to do



Match and say.



Where is Linda?

She is in the bathroom.



She's in the study.



Linda



Mom






Dad



Jimmy


## 6 Read and say



## 7 A rhyme



Where's Baby Kangaroo?  
Where's Baby Kangaroo?  
Is he in the bedroom?  
Is he in the living room?  
He's in Mom's pouch,  
His nice warm room!



# Unit 8

## 8 Reward time

I can talk about the locations. 😊

- Where is Billy?
- In the bedroom?



I can play the game. 😊



I can do the task. 😊



Linda

Mom

Dad

Jimmy

What can you do?  
Color the happy faces.



I can read and write  
the words. 😊

living room   kitchen

bedroom   bathroom

I can act the dialog. 😊



How many happy faces  
have you got?



I've got \_\_\_\_ 😊.  
I'm...


OK!

Good!

Excellent!



### 1 Listen and say



get up

go to school

go home

go to bed

# Unit 9

## 2 Game time



Look carefully.  
Try to remember.

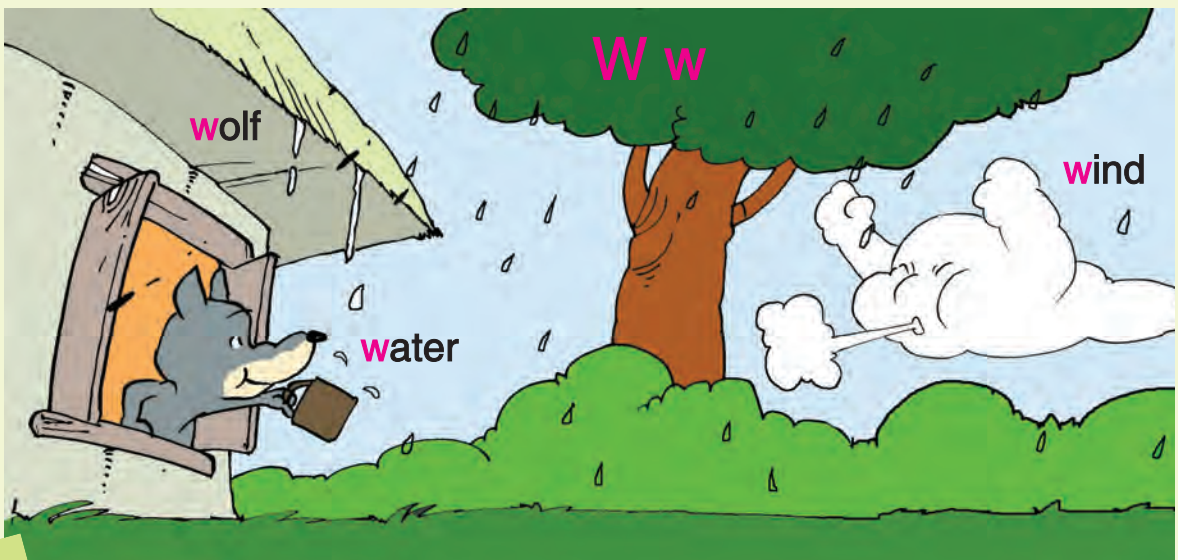


I must go to school.  
What time is it?



It's 7:30. I must go to school.

## 3 Listen and read



## 4 Let's act





Bob: Mom, what time is it?  
 Mom: It's 4:35.  
 Bob: Oh, I must go now.  
 Mom: Where are you going?  
 Bob: To Billy's birthday party.  
 Mom: What's your gift?  
 Bob: A new storybook. Oh, where is it?  
 Mom: In the study.  
 Bob: Bye, Mom.  
 Mom: Bye! Have fun!



## 5 Try to do



Listen, write and say.



1

It's \_\_\_\_\_.  
 Amy must \_\_\_\_\_.

2

It's \_\_\_\_\_.  
 Mike must \_\_\_\_\_.

3

It's \_\_\_\_\_.  
 Lucy must \_\_\_\_\_.



# Unit 9

## 6 Read and say



## 7 Let's sing



### What's the Time?

What's the time? What's the time?  
It's four o'clock.  
What's the time? What's the time?  
It's four o'clock.



## 8 Reward time

I can ask about time. 😊

- What time is it?
- I must go to school.



What can you do?  
Color the happy faces.



I can read and write  
the phrases. 😊

get up      go to school  
go home      go to bed

I can play the game. 😊



I can act the dialog. 😊



I can do the task. 😊



How many happy faces  
have you got?




I've got \_\_\_\_ 😊.  
I'm...

OK!

Good!

Excellent!

### 1 Listen and say



breakfast



lunch



dinner



## 2 Game time



Mr Wolf, Mr Wolf,  
what's the time?

It's 9:20.

Mr Wolf, Mr Wolf,  
what's the time?

It's 11:30. It's  
time for lunch!

It's time for games.  
Yeah! Let's play!


Run!



boxing

ox

fox



## 3 Listen and read



# Unit 10

## 4 Let's act



Jolly: Get up, Tony. It's time for breakfast.

Tony: What's the time?

Jolly: It's 10:00. It's time for breakfast.

Tony: It's too early. I eat at 11:00.

Jolly: Oh, that's not breakfast.

It's lunch!

Tony: It's not breakfast,  
and it's not lunch.

Jolly: What is it?

Tony: It's B-R-U-N-C-H, brunch. Ha! Ha!



## 5 Try to do



Draw, ask and answer.



time for breakfast



time for lunch



time for school



time for dinner



time for bed

What time is it?

It's 7:00 am.  
It's time for breakfast.




## 6 Read and say



Good morning.  
What time is it now?

It's 7:00. It's time for breakfast.



Hi, Mr Sun!  
What time is it now?

Oh, it's 12:00.  
It's time for lunch.



...

It's 6:00 pm.  
It's time for dinner.



No! No! No! It's time for  
our "breakfast"!

Oh, sorry.



## 7 Let's sing



### Round the Clock

Round the clock the hours go.  
Sometimes fast and sometimes slow.  
Tell me what the two hands say.  
They will tell the time of day.  
Time for school and time for bed.  
Time to eat and time to play.





# Unit 10

## 8 Reward time

I can talk about time.



■ It's time for dinner.



What can you do?  
Color the happy faces.



I can read and write  
the words.



breakfast

lunch

dinner


I can play the game.



I can act the dialog.



I can do the task.



How many happy faces  
have you got?




I've got \_\_\_\_\_.  
I'm...



### 1 Listen and say



play ping-pong



play basketball



play games

# Unit 11

## 2 Game time



## 3 Listen and read




yawn

yacht





## 4 Let's act



**Son:** What's the time, Mom?

**Mom:** It's 9:00.

**Son:** It's time to go out.

**Mom:** No. Mr Cat is there.

Wait, please.

**Son:** OK.

**Son:** What time is it now?

**Mom:** It's 10:30.

**Son:** Can we go out?

**Mom:** No. We have to wait.

**Son:** Look, Mom! Mr Cat is sleeping!  
It's time to eat.

**Cat:** Mmm... It's time for my dinner.



## 5 Try to do



Activities	Time
get up	7:30
go to school	
play games	
go home	
have dinner	
go to bed	

It's time to get up!  
What time is it?

Is it 7:00?

No. Guess again.

Is it 7:30?

Yes!



# Unit 11

## 6 Read and say



Cock a doodle doo!  
It's time to get up!



Lunch? You have no lunch.  
It's your dinner!



...

Where's our lunch?



It's time to work!



No! After dinner,  
it's time to... Ha! Ha!

## 7 Let's chant



Clock! Clock! Clock!  
What's the time on the clock?  
It's two. It's two!  
It's time to go to school.

Clock! Clock! Clock!  
What's the time on the clock?  
It's four. It's four!  
It's time to play football.



## 8 Reward time

I can talk about time.



■ It's time to play ping-pong.



What can you do?  
Color the happy faces.



I can read and write  
the phrases.



play ping-pong

play basketball

play games

I can play the game.



I can act the dialog.



I can do the task.



How many happy faces  
have you got?



I've got \_\_\_\_\_.  
I'm...

OK!

Good!

Excellent!



### 1 Listen and say



film

football game


cartoon

party

## 2 Game time



## 3 Listen and read



# Unit 12

## 4 Let's act



Mom: Hi, Linda.  
How's your ping-pong game?  
Ready for it?


Linda: Not yet.

Mom: When is it?

Linda: Next week.

Mom: Can I go with you?

Linda: Sure. Welcome!



## 5 Try to do



Match, ask and answer.



party



football game



film



cartoon



this afternoon

after school

tomorrow evening

this morning



When is the cartoon?



This afternoon.



## 6 Read and say



## 7 Let's chant



Time for the party. Time for the party.  
Are you ready? Are you ready?  
Not yet. Not yet.  
Hurry! Hurry! Hurry!

Time for the movie. Time for the movie.  
Are you ready? Are you ready?  
Not yet. Not yet.  
Hurry! Hurry! Hurry!



# Unit 12

## 8 Reward time

I can talk about the spare time activities.



- When is the football game?
- Tomorrow afternoon.



What can you do?  
Color the happy faces.



I can read and write the words.



film      football game

cartoon      party

I can play the game.



I can act the dialog.



I can do the task.



party



football game



film



cartoon

this afternoon

after school

tomorrow evening

this morning

How many happy faces have you got?



I've got \_\_\_\_\_.  
I'm...



OK!

Good!

Excellent!

# Review 2

## 1 Listen, say and act



- 1 Linda: Come on, Annie! Let's go to Bob's birthday party.  
Annie: When is the party?  
Linda: It's 3:00.



- 2 Annie: Where's my dress?  
Linda: Is this your dress?  
Annie: No, it isn't. It's my sister's.

- 3 Linda: Is that your dress?  
Annie: Yes, it is.  
Linda: Hurry up!  
Put on your dress!



- 4 Linda: Are you ready?  
Annie: Yes. Let's go.  
Puppy: Woof! Woof!  
Annie: Oh, no! My new dress!



# Review 2

## 2 Look, ask and answer



# Review 2

## 3 Think and read

Can you read the new words?  
How many new words can you read?




bag	bat	bad	back
get	jet	net	vet
miss	mill	mix	mid
not	hot	pot	dot
bus	but	bun	bud

I can read \_\_\_\_\_ new words.



## 4 Look, write and say

It's 9:00 in the morning. Rabbit is playing hide-and-seek with her friends. Can you find her friends?



Cat is in the bedroom.

Rabbit is \_\_\_\_\_.

Bear is \_\_\_\_\_.

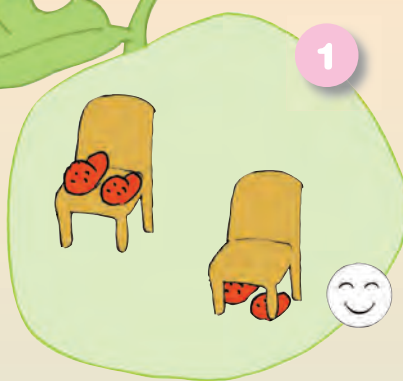
Mouse is \_\_\_\_\_.

Dog is \_\_\_\_\_.

# Review 2

## 5 Let's check

Listen and circle.



How many happy faces have you got?

I've got \_\_\_\_ .





## 6 Little scholar



London	Berlin	Beijing	Tokyo	New York
2:20 am	3:20 am	10:20 am	11:20 am	9:20 pm
		10:00 am		



Now it is 10:00 am in Beijing.  
What time is it in London/... ?

It's...



## 7 Let's chant



Tick-tock, tick-tock, says Mr Clock.  
Get up! Get up! It's seven o'clock.  
Tick-tock, tick-tock, says Mr Clock.  
Go to school! Go to school! It's eight o'clock.  
Tick-tock, tick-tock, says Mr Clock.  
Go to bed! Go to bed! It's ten o'clock.



# Review 2

8

Fun story



## What Time Is It?

Excuse me.  
What time is it now?

It's 9:40.

Thank you.

You're welcome.


Excuse me.  
What time is it?

It's 9:45.


What's the time,  
Mom?

Let's ask that guard.

## Review 2





I'm Unit		OK!	Good!	Excellent!
Unit 1				
Unit 2				
Unit 3				
Unit 4				
Unit 5				
Unit 6				
Review 1				
Unit 7				
Unit 8				
Unit 9				
Unit 10				
Unit 11				
Unit 12				
Review 2				
Total				

How many happy faces  
have you got in Book 3?



# Words and expressions

(要求学生能听、说、读、写本词汇表中的单词)

## Unit 1

boy 男孩, 男生

girl 女孩, 女生

friend 朋友

my 我的

teacher 老师, 教师

and 和, 与; 并且

nice 美好的, 友好的

meet 遇见, 碰见

too 也, 还, 又

## Unit 2

schoolbag 书包

book 书

pencil 铅笔

your 你的

new 新的

may 可以, 能够

have 有

look 看

have a look 看一看

## Unit 3

ruler 尺子



crayon 蜡笔

pencil box 铅笔盒

her 她的

pen 钢笔

there 那里

#### Unit 4

kite 风筝

robot 机器人

toy 玩具

car 汽车

his 他的

football 足球

whose 谁的

know 知道

#### Unit 5

skirt 裙子, 短裙

shirt 衬衫

jacket 夹克

on the bed 在床上

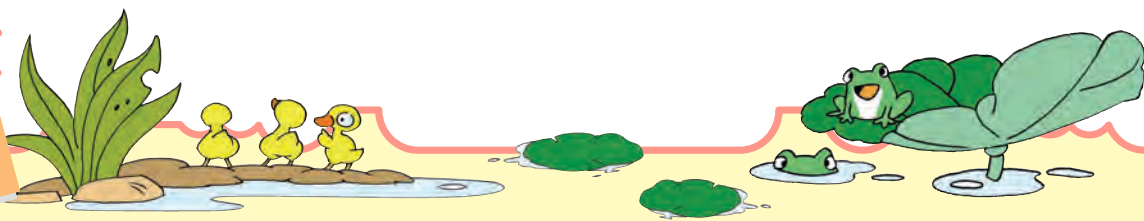
#### Unit 6

hat 帽子

T-shirt T恤衫

dress 连衣裙

in the box 在盒子里





where 在哪里

## Unit 7

shoes (复数)鞋

socks (复数)袜子

trousers (复数)裤子

under the bed 在床下面

chair 椅子

they 他们

## Unit 8

living room 客厅,起居室

kitchen 厨房

bedroom 卧室

bathroom 浴室,洗手间

## Unit 9

get up 起床

go to school 上学

go home 回家

go to bed 上床睡觉

what 什么

time 时间

clock 时钟

late 晚的;迟到的

must 一定,必须

day 一天;白天



## Unit 10

breakfast 早餐

lunch 午餐

dinner 晚餐

ready 准备好的

## Unit 11

play ping-pong 打乒乓球

play basketball 打篮球

play games 做游戏

## Unit 12

film 电影

football game 足球比赛

cartoon 卡通, 动画片

party 聚会

when 什么时候

tomorrow 明天

May I have a look? 我能看一看吗?

Sorry! 对不起!

Coming! 来啦!

Excuse me. 抱歉, 打扰了。

No problem! 没问题!



# Word list

## Aa

and 和,与;并且

## Bb

bathroom 浴室,洗手间

bedroom 卧室

book 书

boy 男孩,男生

breakfast 早餐

## Cc

car 汽车

cartoon 卡通,动画片

chair 椅子

clock 时钟

crayon 蜡笔

## Dd

day 一天;白天

dinner 晚餐

dress 连衣裙

## Ff

film 电影

football 足球

football game 足球比赛

friend 朋友

## Gg

get up 起床

girl 女孩,女生

go home 回家

go to bed 上床睡觉

go to school 去上学

## Hh

hat 帽子

have 有


have a look 看一看

her 她的

his 他的

## Ii

in the box 在盒子里





## Jj

jacket 夹克

## Kk

kitchen 厨房  
kite 风筝  
know 知道

## Ll

late 晚的;迟到的  
living room 客厅,起居室  
look 看  
lunch 午餐

## Mm

may 可以,能够  
meet 遇见,碰见  
must 一定,必须  
my 我的

## Nn

new 新的  
nice 美好的,友好的

## Oo

on the bed 在床上

## Pp

play basketball 打篮球  
play games 做游戏  
play ping-pong 打乒乓球  
party 聚会  
pen 钢笔  
pencil 铅笔  
pencil box 铅笔盒

## Rr

ready 准备好的



robot  
ruler

机器人  
尺子

toy  
trousers  
T-shirt

玩具  
(复数)裤子  
T恤衫

## Ss

schoolbag  
shirt  
shoes  
skirt  
socks

书包  
衬衫  
(复数)鞋  
裙子,短裙  
(复数)袜子

## Uu

under the bed 在床下面

## Ww

what  
when  
where  
whose

什么  
什么时候  
在哪里  
谁的

## Tt


teacher  
there  
they  
time  
tomorrow  
too

老师,教师  
那里  
他们  
时间  
明天  
也,还,又

## Yy

your

你的



# 后记

义务教育教科书《英语》是我社依据教育部最新颁布的《义务教育英语课程标准(2011年版)》精神,在原义务教育课程标准实验教科书《快乐英语》(Fun with English)的基础上,经过充分调研和科学论证,重新修订编写的一套小学英语教材。

编写人员在教材编写的过程中,借鉴了《快乐英语》十余年的使用经验,在继承并巩固原教材“注重思想性,激发学生学习兴趣,培养语言运用能力”的基础上,围绕“话题—功能—结构—任务”的编写思路,对原教材的编排体例、学段间衔接、板块呈现方式、知识结构、语言坡度及复现率等做了全面而深入的修改,精选并补充学生发展所需要的内容,贴近学生生活,紧跟时代,关注学生能力的发展,以学生最感兴趣的方式呈现。

本套教材的主要编写人员如下:

**主编:吴悦心 副主编:周朝华**

**编者:曲端 李英 王慧 Evelyn Pun 郭振伟 郝梅 王晓云**

这些作者均为具有丰富英语教学经验并对英语教育理论有深入研究的高级教师、教研员。另外,我们还聘请了语言专家 Evelyn Pun(美)和 Frank Manuel(加)对全套书的语言进行审校。在此,我们对全体编写人员为教材编写付出的辛勤劳动表示衷心的感谢!

我们希望这套教材能够得到广大师生的认同和喜爱,并在大家的关心和帮助下得到进一步完善和提高。

辽宁师范大学出版社

基础教育教材编辑部

2013年3月