




盲校义务教育实验教科书

# 英语

( 三年级起点 )

| 四年级 上册 |



人民教育出版社

盲校义务教育实验教科书

# 英语

( 三年级起点 )

| 四年级 上册 |

人民教育出版社 课程教材研究所  
英语课程教材研究开发中心 编著

人教版®

人民教育出版社

· 北京 ·

主 编：吴 欣  
副 主 编：曹 洁

本 册 主 编：马剑辉

主要编写人员：马剑辉 方雪娟 刘晓燕 吴 欣 张秋兰 徐洪妹（以姓氏笔画为序）

责 任 编 辑：杨春玲  
美 术 编 辑：王 喆

插图绘制：焦 洁  
封面设计：张傲冰  
封面绘图：焦 洁

盲校义务教育实验教科书 英语（三年级起点）四年级 上册

人民教育出版社 课程教材研究所 编著  
英语课程教材研究开发中心

---

出版发行 人民教育出版社  
（北京市海淀区中关村南大街 17 号院 1 号楼 邮编：100081）

网 址 <http://www.pep.com.cn>

经 销 全国新华书店

印 刷 × × × 印刷厂

版 次 年 月第 版

印 次 年 月第 次印刷

开 本 890 毫米 × 1240 毫米 1/16

印 张

字 数 千字

书 号 ISBN 978-7-107- -

定 价 元

价格依据文件号：京发改规〔2016〕13 号

---

版权所有·未经许可不得采用任何方式擅自复制或使用本产品任何部分·违者必究

如发现内容质量问题，请登录中小学教材意见反馈平台：[jcyjfk.pep.com.cn](http://jcyjfk.pep.com.cn)

如发现印、装质量问题，影响阅读，请与本社联系调换。电话：400-810-5788



## 致同学

亲爱的同学们：

你们好！欢迎你们来到英语学习的世界。

在这里你们将去参观张鹏和Sarah的新教室，还会到Amy和吴一凡家里做客。Sarah也要介绍她的家人给你们认识呢。你们会一起学习英语，一起成长。

这本书为你们准备了许多有趣的对话、故事和歌曲，还有你们喜欢的游戏和活动。你们会发现学英语是一件很开心的事。你们不但会认识更多的单词，还会学习拼写单词呢！你们能读懂英语小故事，能学会用英语和别人交谈，还能学会唱更多的英语歌曲和歌谣。

你们有时候可能听不懂也说不好，拼写单词也会出错，别着急。你们上课要认真听讲，多模仿录音，要努力学唱英语歌曲、歌谣，还要积极参加英语活动，这样你们很快就能说得更棒、写得更好了。要记住：别害羞，别放弃，大胆地说，大声地唱！

亲爱的同学们，愿你们和书里的小主人公成为好朋友，一起度过这快乐美好的学习时光。

编者

2019年9月



# CONTENTS

**Main characters**

**1**

**Unit 1 We have a new classroom.**

**2**

**Unit 2 What is in your schoolbag?**

**12**

**Unit 3 I have a good friend.**

**22**

**Unit 4 Is she in the study?**

**32**

**Unit 5 Dinner is ready.**

**42**

**Unit 6 Meet my family!**

**52**

**Appendix: Vocabulary**

**62**



# Main characters



Amy



Zhang Peng



Sarah



Wu Yifan



Chen Jie



Mike



John



Mr Jones



Ms White

Zip



Zoom

# Unit 1 We have a new classroom.

## Let's talk

Listen, read and talk. 



Sarah: Hey, Zhang Peng. We  
have a new classroom.

Zhang Peng: Really? Let's go and  
have a look!

Sarah: Wow! It's so big.

Zhang Peng: Yes. Look! My picture!

Sarah: Where is it?

Zhang Peng: It's near the window.

## Play and say.

A: Please pass me the eraser.

B: Where is it?

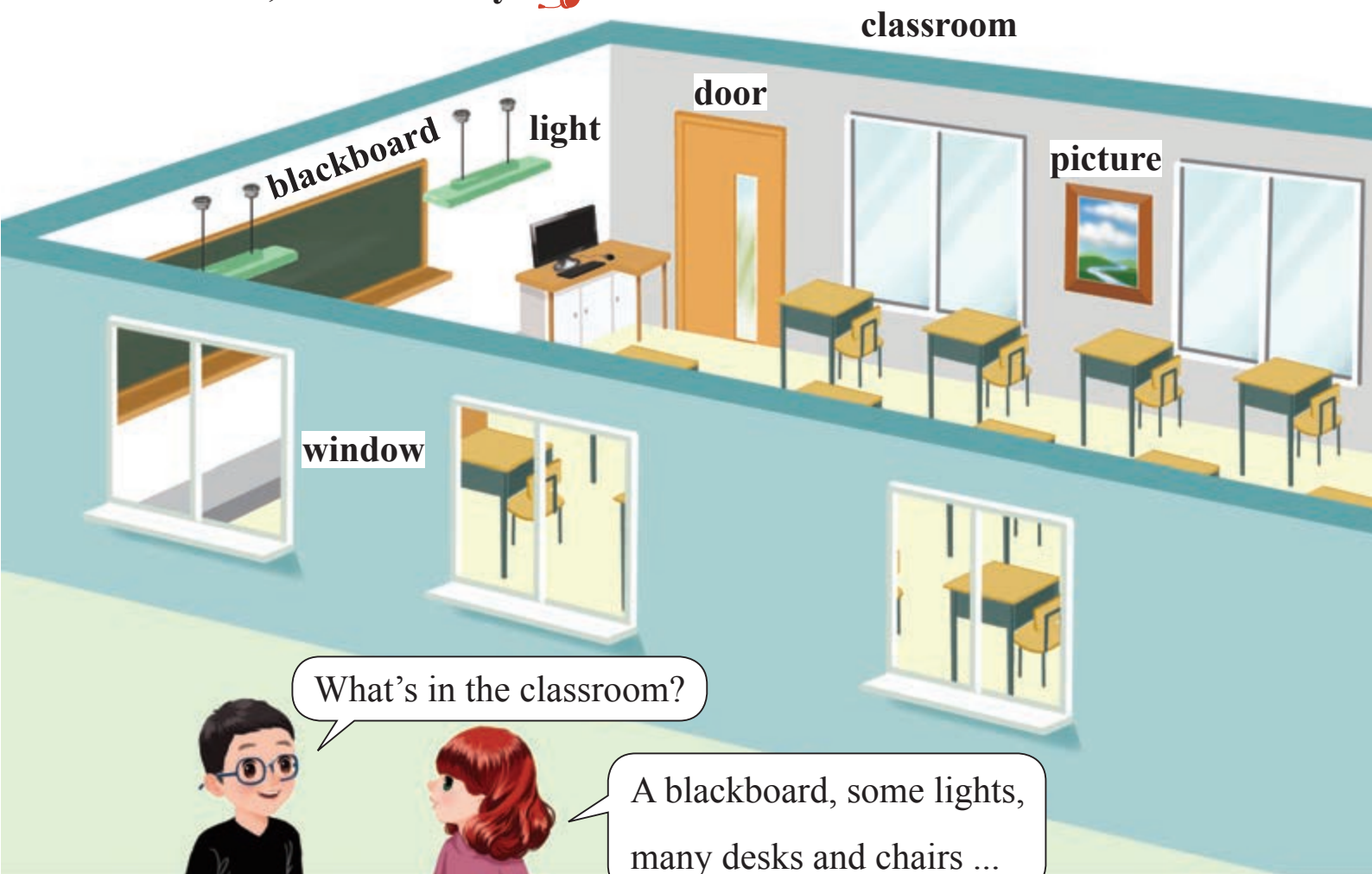
A: It's in my pencil box.

bag      eraser      pen  
pencil box      ruler



# Let's learn new words

Listen, read and say. 



Listen and do. 

Close the door.

Turn on the light.

Open the window.

Put up the picture.

Clean the blackboard.








# Let's spell

Read, listen and chant. 



Read, listen and choose. 

1. cat

cake

2. dad

date

3. hat

hate

Listen, choose and write. 

a a-e

cap

a a-e

a a-e

a a-e

# Let's talk

Listen, read and talk. 



Yifan: Let's clean the classroom!

All: OK.

Yifan: Let me clean the teacher's desk.

John: Let me clean the windows.

Mike: Oops. The water!

Zhang Peng: Mike, let me help you.

Mike: Thank you.

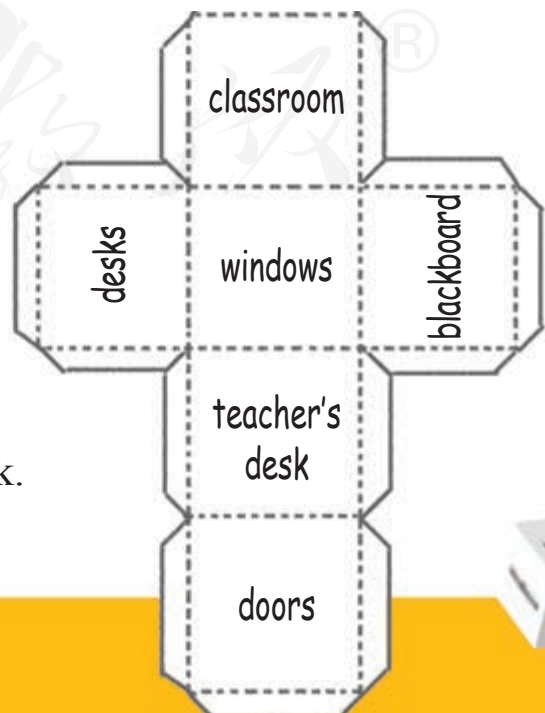
**Play the game and say.**

A: Let's clean the classroom.

B: OK.

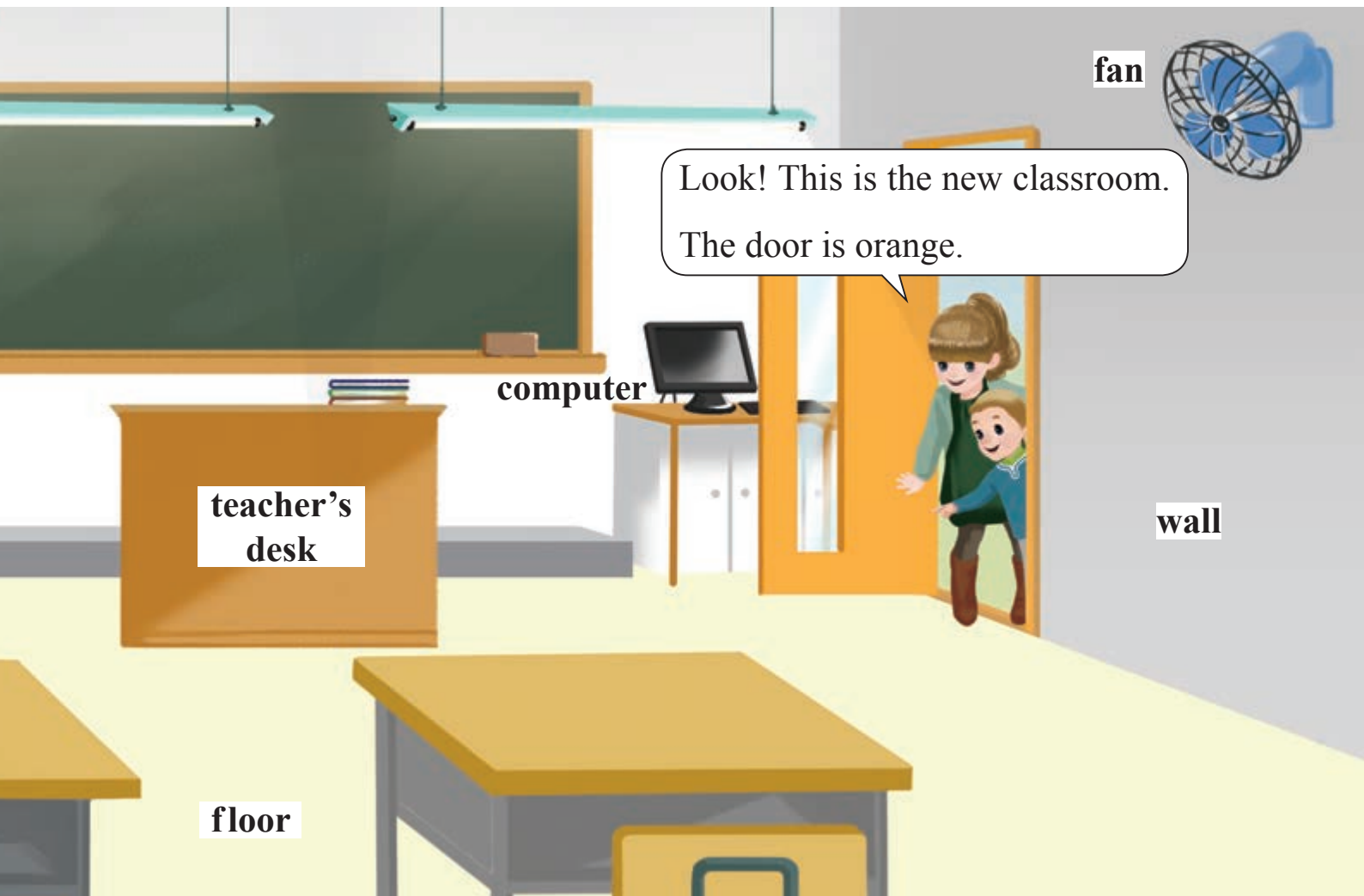
A: Let me clean the teacher's desk.

B: Let me clean the blackboard.



# Let's learn new words

Listen, read and say. 



Think and say.



My classroom is big. The door  
is yellow. The desks are green ...  
I like my classroom.

# Read and write

Read and say True or False. 



Where is the green book? It is under the teacher's desk.

Where is the picture? It is near the blackboard.

Where is the blue pencil box? It is on the floor.

**Read, choose and write.**

Where is the computer?

*It is near the* \_\_\_\_\_.



fan    floor    picture    teacher's desk    wall    window

Now write about your classroom.

*Where is the* \_\_\_\_\_?


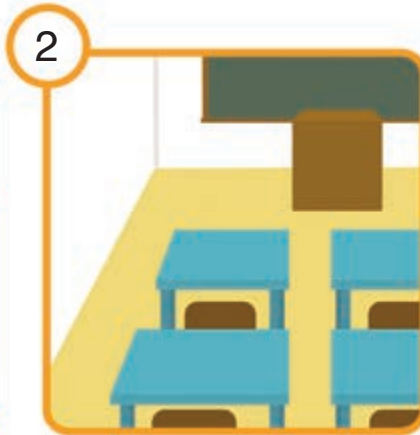
*It is in/on/under/near the* \_\_\_\_\_.






## Let's check

Listen and say True or False. 



Read and choose.

What is in the classroom?




- A. A door, a computer, a teacher's desk, a blackboard, a window, two chairs and three desks.
- B. A blackboard, a window, a teacher's desk, a door, two desks and three chairs.

Let's sing 



# Story time



Zip: Zoom, there's a bee in our classroom.

Zoom: Where is it?

Zip: It's on the light.



Zoom: Where is it now?

Zip: It's on the fan.

Zoom: Look! It's on the ...



Miss Sheep: What's this?

Zoom: It's a bee!

Miss Sheep: No, it's a blackboard.



Zip: No, Miss Sheep. There's a bee on the blackboard.

Miss Sheep: Ah, yes. There really is a bee!

# New words

(注：黑色词要求能够听、说、认读；粉色词只作听、说要求；蓝色词选学。)

**classroom** 教室；课堂

**blackboard** 黑板

**light** 电灯

**door** 门

**picture** 图画

**window** 窗户

**teacher's desk** 讲桌

**computer** 计算机

**fan** 风扇

**wall** 墙壁

**floor** 地板

hey 嘿，喂

really (表示感兴趣或惊讶)

真的；(强调观点等) 确实，  
的确

near 距离近

let 允许；让

clean 打扫

oops (差点出事故、摔破物品，  
或做了令人尴尬的事时说)  
哎哟

help 帮助

pass 给；递；传递

turn on 打开

put up 张贴

there's (表示存在或发生) 有

bee 蜜蜂

our 我们的

ah (表示惊奇、高兴、赞赏、  
同情或不同意) 啊

# Useful expressions

We have a new classroom. 我们有间新教室。

Let's go and have a look! 我们去看看吧!

Where is it? 它在哪儿?

It's near the window. 它就在窗户旁边。

Let's clean the classroom! 我们打扫教室吧!

Let me clean the teacher's desk. 我来擦讲桌。

## Let's sing

**We have a new classroom.**

What's in your new classroom? Four walls and a floor,

Pictures and windows, and a yellow door!

What's in your new classroom? Lights, a board, a fan.

Can I use the computer? Yes, of course you can.



# Unit 2 What is in your schoolbag?

## Let's talk

Listen, read and talk. 



Amy: Hi, Chen Jie. Look at my new schoolbag! It's black and white.

Chen Jie: Wow! It's a panda!



Chen Jie: What's in your schoolbag, Amy?

Amy: An English book, a maths book, three storybooks and ...

Chen Jie: It's a fat panda!

## Play a guessing game.

A: What's in your hand?

A: A pencil?

A: An eraser?

B: Guess.


B: No.

B: No. It's a ruler.



# Let's learn new words

Listen, read and say. 🎧




Listen and do. 🎧

Put your Chinese book in your desk.

Put your pencil box on your English book. ®

Put your maths book under your schoolbag.

Put your eraser near your pencil box.





# Let's spell

Read, listen and chant. 



like



five



nine

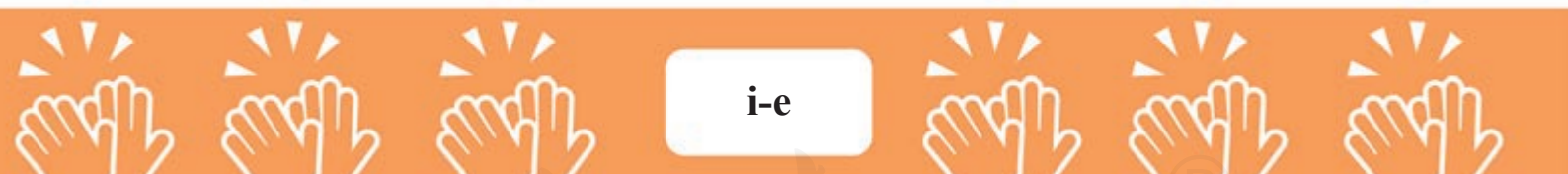


rice



kite

Read, listen and clap. 



fine    big    six    nice    pig    ice    white    rice

Listen, choose and write. 

i
i-e

five

i
i-e

i
i-e

i
i-e

# Let's talk

Listen, read and talk. 



Zhang Peng: Excuse me, I lost my schoolbag.

Ms White: What colour is it?

Zhang Peng: It's blue.

Ms White: OK. What's in it?

Zhang Peng: An English book, two toys and a notebook.



Ms White: Here it is.

Zhang Peng: Thank you so much.

Chant and say. 

The Chinese book is red.

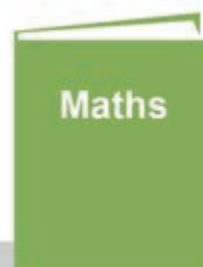
The English book is blue.

The maths book is green.

The storybook is yellow.

A: What colour is the English book?

B: It's blue.






# Let's learn new words

Listen, read and say. 🎧

Hmm ... What's in my schoolbag? My keys ...



Think and say.

A: I have a magic box. ®

B: Wow! What's in it?

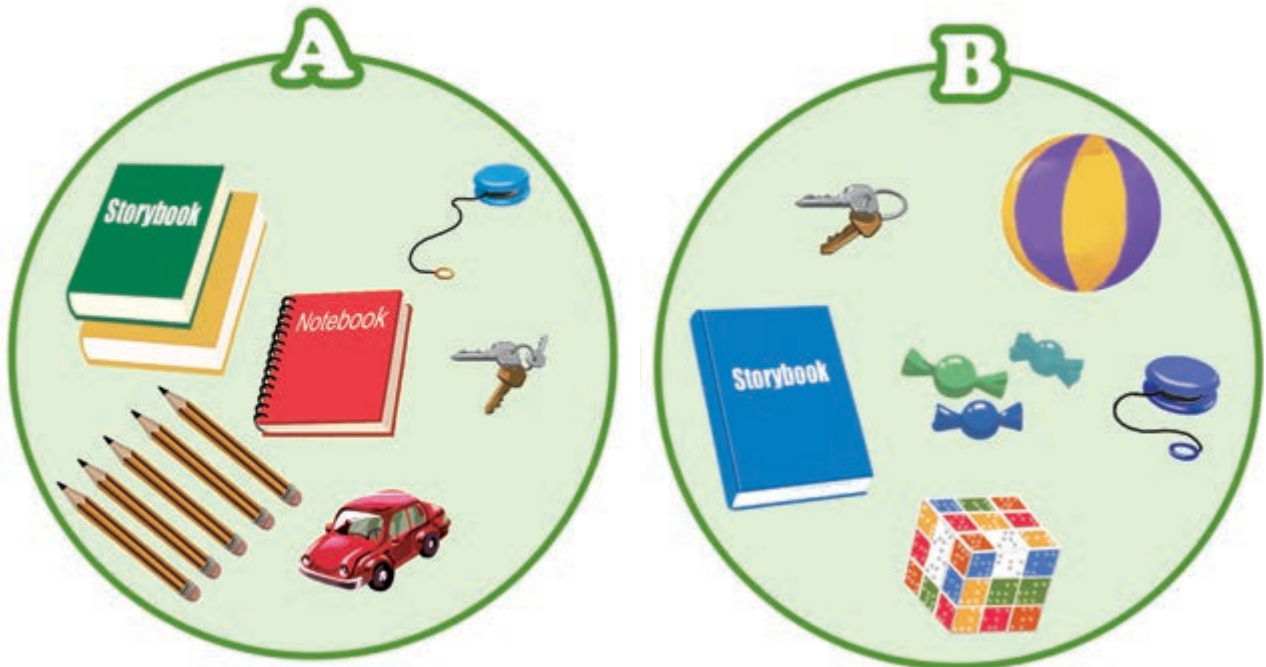
A: Three toys, five pens and ten storybooks!



# Read and write

Read and choose. 


What is in your schoolbag?



I have two storybooks, two toys, three keys, some pencils and a red notebook in my schoolbag.

Read, choose and write.

What is in the desk?



bag    candy    egg    keys    notebook    pen    pencil

What is in your desk?

I have \_\_\_\_\_ in my desk.

# Let's check

Listen and say True or False. 



Read and choose.

What is in the schoolbag?



- A. A key, a maths book, an English book, two storybooks, some candies and three pens.
- B. A maths book, a notebook, an English book, a key, two storybooks, two pens and some candies.

Let's sing 



## Story time



Mum: Zoom, time for bed. Please put away your books.

Zoom: All right, Mum. My English book, my Chinese book, my maths book ...



Mum: Is everything in your schoolbag, Zoom?

Zoom: Yes, Mum.

Mum: More bread?

Zoom: No, thanks. I'm full.



Zoom: Goodbye, Mum. Oh, my schoolbag is heavy today!



Miss Sheep: Take out your books, please ... Ah!

Zoom: Oh! Sorry.



# New words

(注：黑色词要求能够听、说、认读；粉色词只作听、说要求；蓝色词选学。)

**schoolbag** 书包

**maths book** 数学书

**English book** 英语书

**Chinese book** 语文书

**storybook** 故事书

**notebook** 笔记本

**key** 钥匙

**candy** 糖果

**toy** 玩具

**excuse me** (因打扰别人或失礼表示歉意) 对不起，请原谅

**lost** (lose 的过去式) 丢失

**colour** 颜色

**much** 非常；十分；很

**hmm** (书写形式，表示有疑虑或犹豫时发出的声音)

嗯，唔，哼

**magic** 有魔力的

**bed** 床

**put away** 把……放回原处

**everything** 一切；所有事物

**more** (数、量等) 更多的

**full** 吃饱了的

**heavy** 重的；沉的

**take out** 拿出



# Useful expressions

What's in your schoolbag, Amy? 你书包里有什么，艾米？

An English book, a maths book, three storybooks and ...

一本英语书、一本数学书、三本故事书和 ……

What colour is it? 它是什么颜色的？

It's blue. 它是蓝色的。

Thank you so much. 非常感谢你。

## Let's sing

### My schoolbag

Oh no, my bag is heavy! Oh no, my bag is heavy!

Oh no, my bag is heavy! What do you have in your schoolbag?

I have my English book. I have my English book.

I have my English book. What do you have in your schoolbag?

I have my Chinese book. I have my Chinese book.

I have my Chinese book. What do you have in your schoolbag?

# Unit 3 I have a good friend.

## Let's talk

Listen, read and talk. 🎧



John: Mum, I have a new friend.

Mum: Really? That's great!

John: Yes, he's very friendly.



John: Look! He's tall and strong.

Mum: Yes, he is. What's his name?

John: His name is Zhang Peng.

## Choose and talk.

A: I have a new friend. She's  
tall and thin.

B: What's her name?

A: Her name is Lucy.



Lucy: tall and thin

Bob: tall and strong

Lily: short and thin

# Let's learn new words

Listen, read and say. 

tall and strong

short and thin



friendly

quiet



I have a new friend.

He's tall and strong.

His name is ...

Who is he?

Listen and chant. 

Tim is my friend.

He's a good, good boy.

He's tall and thin.

He's a good, good boy.

Lily is my friend.

She's a cute, cute girl.

She's quiet and friendly.

She's a cute, cute girl.

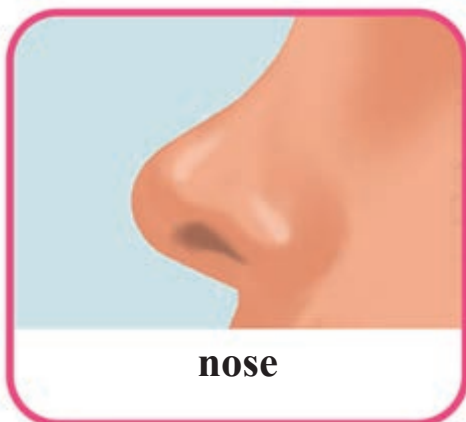
Now chant about your friends!





# Let's spell

Read, listen and chant. 



Read, listen and choose. 

1. not      note      lot

2. hope      hot      home

3. box      nose      dog

4. nose      lost      rose

Listen, choose and write. 

o o-e

dog

o o-e

o o-e

o o-e

# Let's talk

Listen, read and talk. 



Mike: Hi, John. I have a good friend.

John: A boy or girl?

Mike: A boy. He's tall and thin.

John: Who is he? Zhang Peng?

Mike: No. He has glasses and his shoes are blue.

John: Is it Wu Yifan?

Mike: Yes. You're right.

## Play a guessing game.

My friends

A: I have a good friend. He/She is ... What is his/her name?

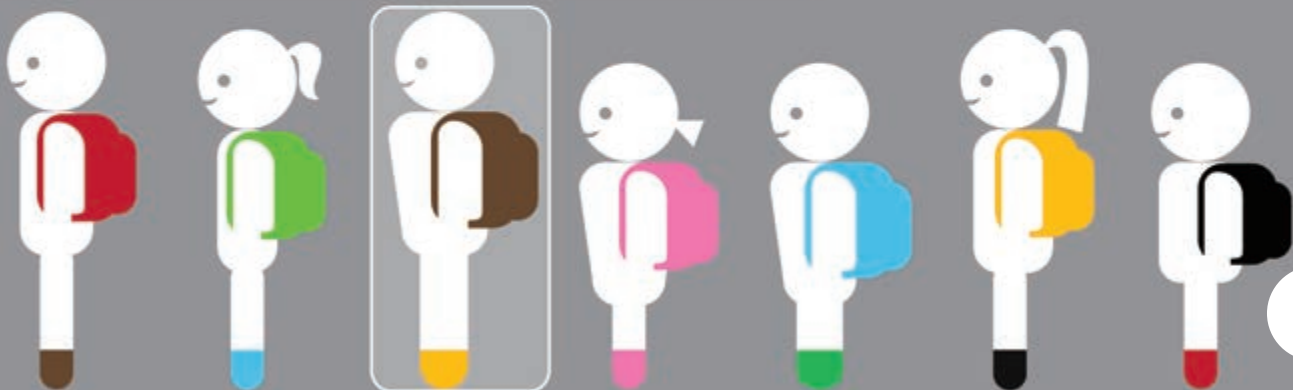
B: His/Her name is ...

He/She is ...

He/She has ...

His/Her shoes are ...

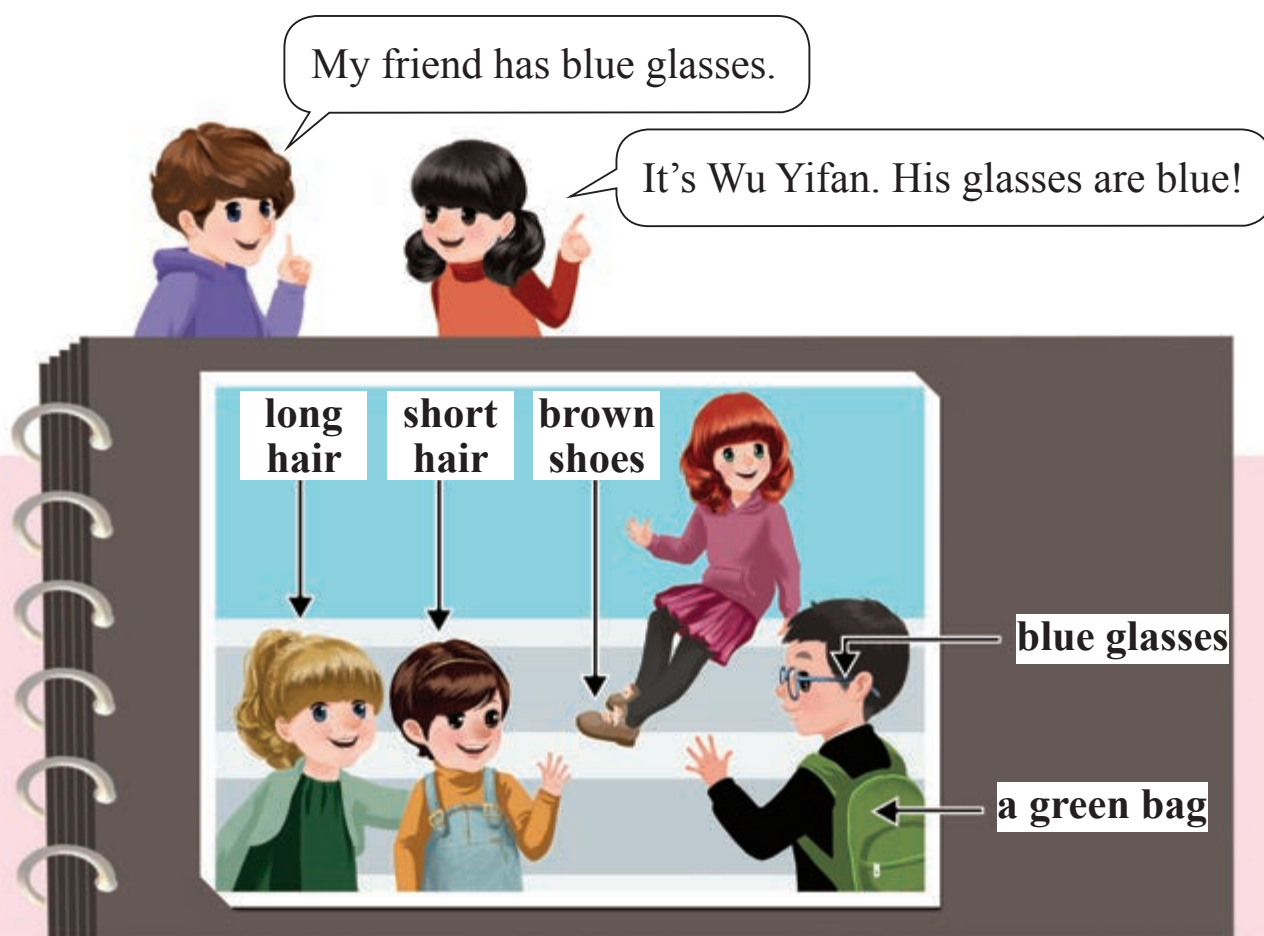
His/Her schoolbag is ...



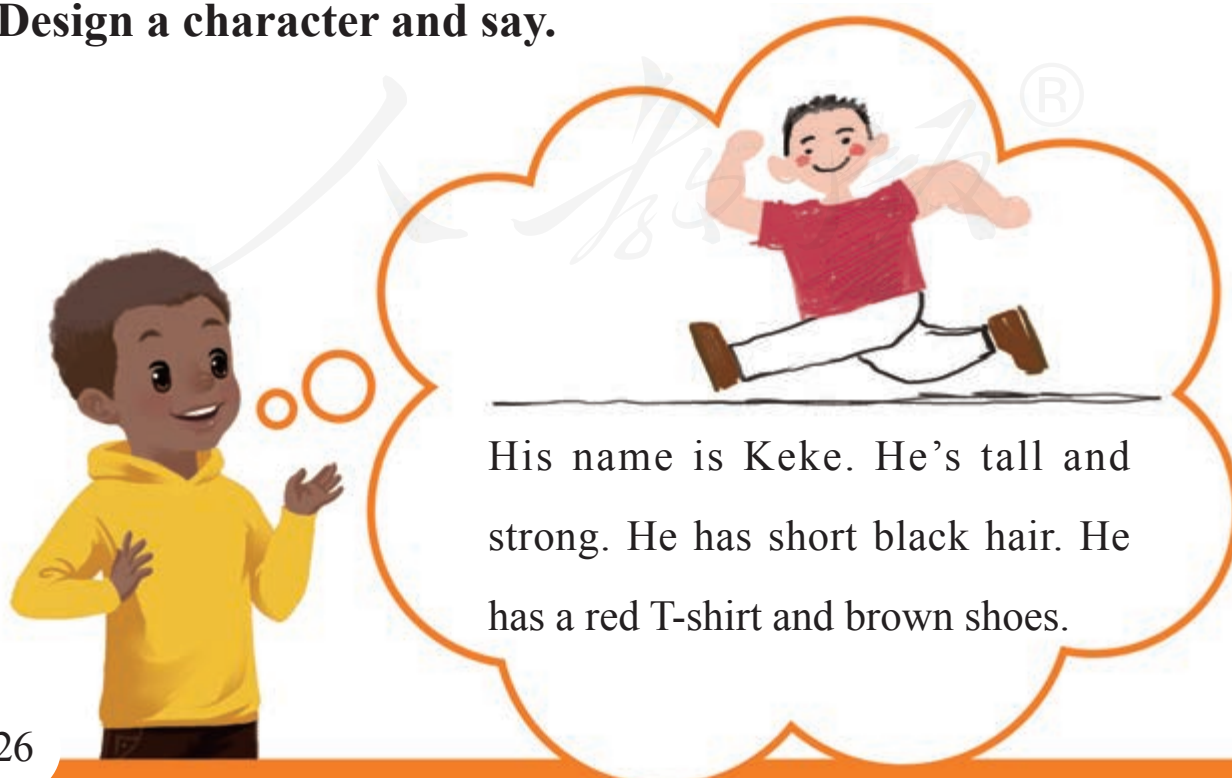


# Let's learn new words

Listen, read and say. 




Design a character and say.



# Read and write

Read and answer. 






He has short hair. He has a big green bag. What is his name?

She has long hair. She has orange shoes. What is her name?

She is tall. She is quiet and friendly. She has a blue hat. Who is she?

He is short and thin. He has glasses. He is near the window. Who is he?

Read, choose and write.

	He is _____ and _____.	short      tall thin      bag glasses white shoes long hair short hair
	He has a red _____.	
	She has _____.	

Now write about one of your classmates.

Name: \_\_\_\_\_

\_\_\_\_\_ is \_\_\_\_\_ and \_\_\_\_\_.

\_\_\_\_\_ has \_\_\_\_\_.



## Let's check

Listen and say True or False. 



Read and choose.




A. tall and thin  
long black hair  
red glasses

B. tall and strong  
short black hair  
blue glasses

A. tall and thin  
short brown hair  
green shoes


B. short and thin  
short brown hair  
an orange bag



Let's sing 



## Story time 🎧



Rabbit: Wow! It's so big!  
I can't pull it up.



Rabbit: Come on, friends. Please  
help me.

Zoom: OK! I'm strong. Let's  
work together.



Animals: We're coming! One,  
two, three, pull!



Animals: Hooray! We did it!

# New words

(注：黑色词要求能够听、说、认读；粉色词只作听、说要求；蓝色词选学。)

**strong** 强壮的

**friendly** 友好的

**quiet** 安静的

**hair** 头发

**shoe** 鞋

**glasses** 眼镜

his 他的

note 笔记

Coke 可乐

or 或者

right 正确的；对的

her 她的

hat (常指带檐的) 帽子

chant 反复唱

pull (向某方向) 拖，拉动

work 干活；劳动

did (do 的过去式) 做，干

人教版®



# Useful expressions

He's tall and strong. 他又高又壮。

What's his name? 他叫什么名字?

His name is Zhang Peng. 他叫张鹏。

Who is he? 他是谁?

He has glasses and his shoes are blue. 他戴眼镜，穿蓝色鞋子。

## Let's sing

### Friends

If your friend is tall and quiet, clap your hands.

If your friend is tall and quiet, clap your hands.

If your friend is tall and quiet, if your friend is tall and quiet,

If your friend is tall and quiet, clap your hands.

If your friend has long hair, stamp your feet.

If your friend has long hair, stamp your feet.

If your friend has long hair, if your friend has long hair,

If your friend has long hair, stamp your feet.

# Unit 4 Is she in the study?

## Let's talk

Listen, read and talk. 



Amy: Sarah, I have a cat. She's very cute.

Sarah: Where is she?




Amy: Mmm. Is she in the living room?

Sarah: No, she isn't.



Amy: Is she in the study?

Sarah: No, she isn't.



Sarah: Look! She's in the kitchen.

## Play a card game.

A: Where's Amy?

B: Is she in the kitchen?

A: Yes, she is. / No, she isn't.

Amy

kitchen

Mike

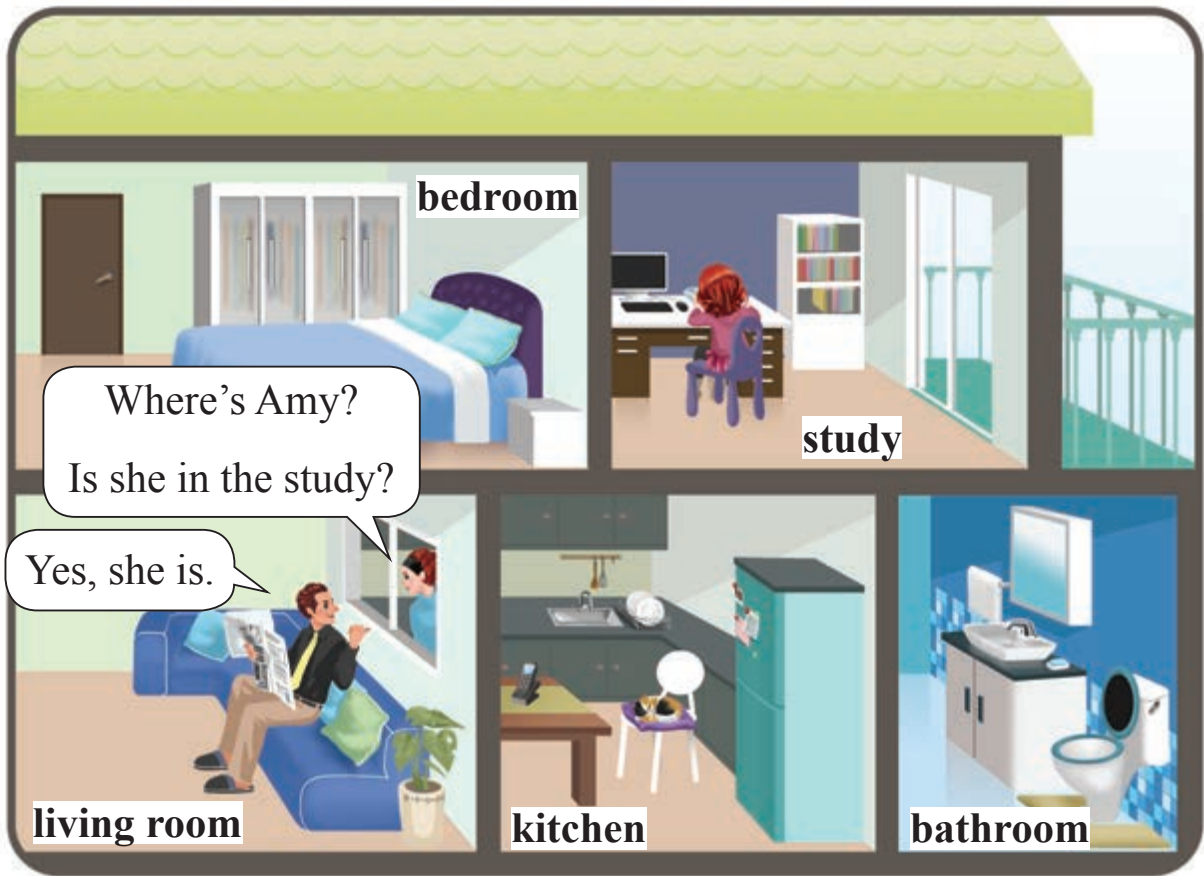
living room

Sarah

study

# Let's learn new words

Listen, read and say. 🎧



Listen and do. 🎧

Go to the living room. Watch TV.

Go to the study. Read a book.

Go to the kitchen. Have a snack.

Go to the bedroom. Have a nap.


Go to the bathroom. Take a shower.



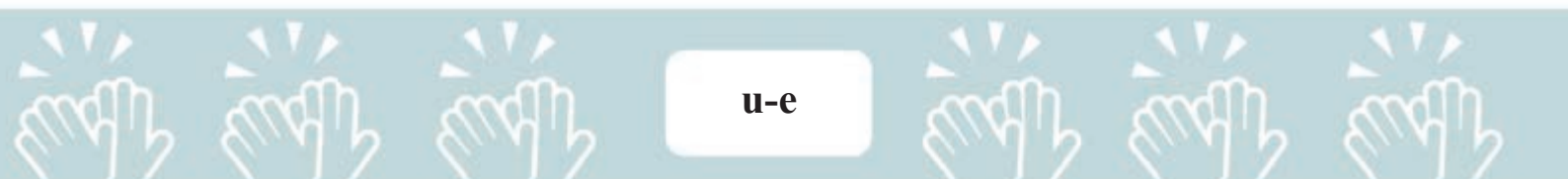


# Let's spell

Read, listen and chant. 🎧



Read, listen and clap. 🎧



cute cut use fun tube excuse bus mum mule

Listen, choose and write. 🎧

u u-e

duck

u u-e

u u-e

u u-e

# Let's talk

Listen, read and talk. 



Mum: John, open the door, please.

John: OK.



Mum: Where are the keys, John?

John: Are they on the table?

Mum: No, they aren't.

John: Are they near the phone?

Mum: No, they aren't.



John: Look! They're in the door.

Play a guessing game.

A: Where are the keys?

B: Guess.

A: Are they under the box?

B: No, they aren't.

A: Are they on the box?

B: Yes, they are.






# B

## Let's learn new words

Listen, read and say. 🎧



Think and say.

A: I have a small room.

B: I have a small room. It has a blue bed.

C: I have a small room. It has a blue bed. The bed is near the door.



# Read and write

Read and say True or False. 🎧



My bag is under the table.

My books are on the sofa.

My keys are near the phone.

My glasses are on the fridge.

This is my living room.



Read, choose and write.



The sofa is in the \_\_\_\_\_.



The chairs are in the \_\_\_\_\_.

bathroom  
bedroom  
living room  
kitchen  
study



Now write about your rooms.

bed chairs fridge phone sofa table


The \_\_\_\_\_ is/are in the \_\_\_\_\_.

# Let's check

Listen and say True or False. 



Read and choose.



## A. FOR RENT

- 1 living room (sofa, table and TV)
- 2 bedrooms (beds)
- 1 kitchen (fridge)
- 2 bathrooms

## B. FOR RENT

- 1 living room (sofa and TV)
- 1 bedroom (bed)
- 1 kitchen (fridge)
- 1 bathroom

Let's sing 



## Story time



Rod: Hey, Rob. Where are my glasses?

Rob: Are they on the fridge?

Rod: No, they aren't.



Rob: Look! My glasses are on the table.

Rod: Where are my glasses?

Rob: Your glasses are on the bed!



Rod: Oh, I can't see.

Rob: Let's change our glasses.



Rod: Phew! I can see now.

Rob: Me, too.

# New words

(注：黑色词要求能够听、说、认读；粉色词只作听、说要求；蓝色词选学。)

**bedroom** 卧室

**study** 书房

**living room** 客厅；起居室

**kitchen** 厨房

**bathroom** 浴室；洗手间

**bed** 床

**phone** 电话

**table** 桌子

**sofa** 长沙发

**fridge** 冰箱

**cute** 可爱的

**watch** 看；观看

**TV** 电视；电视机

**snack** 点心；小吃；快餐

**nap** 小睡，打盹

**shower** 淋浴

**rent** 招租

**change** 交换

**phew** 哦（表示热、累或宽慰）

人教版®



# Useful expressions

Is she in the living room? 她在客厅吗?

No, she isn't. 不, 她不在。

Where are the keys, John? 钥匙在哪儿, 约翰?

Are they on the table? 它们在桌子上吗?

No, they aren't. 不, 不在。

They're in the door. 它们在门上。

## Let's sing

### My home

Where, oh, where has the TV gone?

Where, oh, where can it be?

Where, oh, where has the TV gone?

It's in the bedroom with me.

Where, oh, where has the telephone gone?

Where, oh, where can it be?

Where, oh, where has the sofa gone?

It's in the living room with me.

# Unit 5 Dinner is ready.

## Let's talk

Listen, read and talk. 



Mike: Mum, I'm hungry. What's for dinner?

Mum: What would you like?

Mike: I'd like some soup and bread, please. What would you like for dinner, Dad?

Dad: Some fish and vegetables, please.

Mum: Dinner's ready!

Dad & Mike: Thanks!



## Do a survey.

A: What would you like for dinner, Mike?

B: I'd like some vegetables and rice, please.



	fish	vegetables	rice	bread	juice	soup	_____
Mike		√	√				

# Let's learn new words

Listen, read and say. 



Play a card game.

- A: What would you like?
- B: I'd like some vegetables, please.
- A: Here you are.
- B: Thank you.


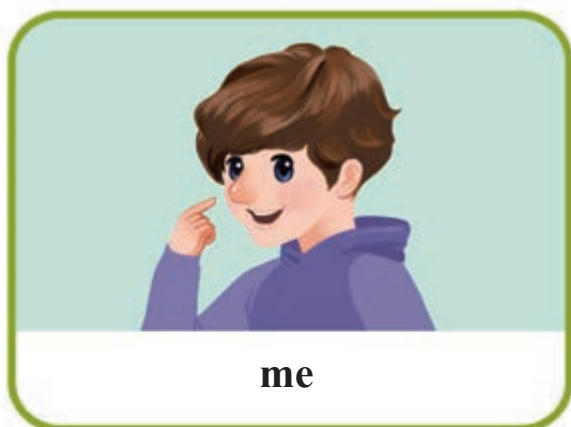
beef	bread
chicken	juice
noodles	rice
soup	vegetables





# Let's spell

Read, listen and chant. 



Read, listen and choose. 

1. bed be 2. red we 3. pen me 4. get she 5. he let

Listen, choose and write. 

-e (i-e)

rice

-e u-e

-e -e-

-e o-e

# Let's talk

Listen, read and talk. 



Mum: Dinner's ready! Help yourself.

Mike: Thanks, Mrs Wu.

Yifan: Would you like a knife and fork, Mike?

Mike: No, thanks. I can use chopsticks.

Mum: Would you like some soup, boys?

Yifan & Mike: Yes, please.

## Make a dialogue.

A: Here are today's specials.

What would you like?

B: ..., please.

A: OK. Would you like some ...?

B: Yes, please. / No, thanks.


### Today's Specials

beef	¥20
fish	¥18
vegetables	¥12
soup	¥5
noodles	¥8
juice	¥5



# Let's learn new words

Listen, read and say. 🎧



Listen and do. 🎧



Make a salad

Pass me the bowl.

Pass me the knife.

Cut the vegetables.

Use the spoon.

Use the fork.

Now let's try it!



# Read and write

Read and choose. 



Mum: What would you like for dinner,  
John?

John: I'd like some beef, please.

Mum: Would you like some noodles, too?

John: Yes, thank you.



John: Can I have a knife and fork, please?

Mum: Yes, you can. But use chopsticks  
with your noodles, please.

Choose the words you read in the dialogue.

chicken

beef

noodles

vegetables

fork

knife

spoon

chopsticks

Read, choose and write.

What would you like for lunch, Mike?



*I'd like some* \_\_\_\_\_

*and* \_\_\_\_\_.





beef  
fish  
noodles  
rice  
juice  
vegetables

What would you like for dinner?

*I'd like some* \_\_\_\_\_.

# Let's check

Listen and say True or False. 🎧



Read and match.


beef

chicken

noodles

soup

vegetables



a bowl

a fork

a knife

a spoon

chopsticks

Let's sing 🎧




## Story time



Waiter: Hello! What would you like?

Zip: I'd like some rice and fish, please.



Waiter: Here is your rice and fish.

Zip: Thank you. I'd like some beef noodles, too, please.

Waiter: Anything else?

Zip: Yes. Some vegetables.



Waiter: Your beef noodles and vegetables, miss. And here's your bill.



Waiter: Oh no!

Zip: Oh dear! The bird has my bill!

# New words

(注：黑色词要求能够听、说、认读；粉色词只作听、说要求；蓝色词选学。)

**beef** 牛肉

**chicken** 鸡肉

**vegetable** 蔬菜

**soup** 汤

**noodles** 面条

**chopsticks** 筷子

**bowl** 碗

**spoon** 勺

**fork** 餐叉

**knife** 刀

**dinner** (中午或晚上吃的)

正餐，主餐

**ready** 准备好

**yuan** 元 (中国货币单位)

**help yourself** 为 (自己) 取用

**with** (表示使用的工具、手段等) 用

**special** 特价

**try** 试

**anything** 任何东西，任何事物

**else** 其他的，别的

**bill** 账单

人教版®



# Useful expressions

What's for dinner? 晚餐吃什么?

What would you like? 你想吃什么?

I'd like some soup and bread, please. 我想要汤和面包。

Would you like a knife and fork, Mike? 你想用刀叉吗，迈克?

No, thanks. I can use chopsticks. 不了，谢谢。我会用筷子。

## Let's sing

### What would you like?

What would you like? What would you like?

I'd like some fish. I'd like some fish.

I'd like some beef. I'd like some beef.

Put it on my dish. Put it on my dish.

Please pass a fork. Please pass a fork.

Please pass a spoon. Please pass a spoon.

Please pass a knife. Please pass a knife.

Can we please eat soon? Can we please eat soon?

# Unit 6 Meet my family!

## Let's talk

Listen, read and talk. 



Amy: How many people are there in your family, Chen Jie?

Chen Jie: Three. My parents and me. How about your family?

Amy: Six.

Chen Jie: Six?

Amy: Yes. My dad, my mum, my sister, my baby brother and me.

Chen Jie: But that's only five.

Amy: And my little cat!

**Choose a topic and say.**

- Class    ● Classroom    ● Family    ● Schoolbag

A: How many girl students are there in your class?


B: Three. Liu Yun, Li Li and Zhou Xinyi.



# Let's learn new words

Listen, read and say. 🎧

Hi. Meet my family!



Listen and chant. 🎧

Daddy Finger, Daddy Finger.

Where are you?

Here I am. Here I am.

How do you do?



Mummy Finger

Uncle Finger

Auntie Finger

Brother Finger

Sister Finger

Baby Finger



# Let's spell

Read, listen and choose. 

1. me      he      men      fan      rice      face

2. had      hid      make      Mike      hot      nose

3. use      us      case      cat      man      mum

Listen and chant. 

We like the cat! He's cute. He's cute.

He's got a cake and a cup of milk.

A rose's on the cake. It's red. It's red.

Cut the cake. Give me the cake.

He likes the cake. We like it, too.



Chant again. Group the words and write.

face	rice	nose	use	me	bag	mum	six	leg	dog
	like			we					

# Let's talk

Listen, read and talk. 



Zhang Peng: Is this your uncle, Sarah?

Sarah: Yes, it is. He's a football player.

Zhang Peng: Cool! What's your aunt's job?

Sarah: She's a nurse.

Zhang Peng: Is this your baby brother?

Sarah: No, it's me!

**Talk about your family photos.**

A: Is this your father?

B: No, it isn't. It's my uncle.

A: What's his job?

B: He's a teacher.





# Let's learn new words

Listen, read and say. 🎧



Listen, guess and answer. 🎧

A: There are 12 students in my class.

B: What's his/her job?

C: He/She is a ...

There are 12 students in my class.

Open your mouth and say "ah".

I have 20 ducks and 18 pigs on my farm.

I can cook yummy chicken.

...



# Read and write

Read and answer. 



I'm John. This is a photo of my family.  
My mother is a teacher. She is very friendly. My father is a basketball player. He is tall and strong. My uncle is a farmer. My aunt is a nurse. I am a student. I have no job.




1. Is this John's mother?



2. Is this John's uncle?


Read and write.

What is his/her job?



He is a \_\_\_\_\_.

cook  
doctor  
driver  
farmer  
nurse  
teacher



She is a \_\_\_\_\_.

Now write about your family.

My \_\_\_\_\_ is a/an \_\_\_\_\_.

# Let's check

Listen and say True or False. 



Read and match.



There are six people in my family.



My mother is a nurse.

My father is a driver.



My aunt is a cook.

My uncle is a doctor.



My cousin is a student.

I am a student, too.



Let's sing 



## Story time



Zip: Hi. Welcome to my home!

Rabbit: Look at those photos!

Zip: They are photos of my family. Rabbit: What's his job?



Dog: Is this your father, Zip?

Zip: Yes, it is.

Zip: He's a cook.



Zip: This is my uncle. He's strong.

Rabbit: Is he a taxi driver?

Zip: Yes, he is.



Rabbit: Look! A baseball player!

Dog: Who's that?

Zip: Ha! It's me!



# New words

(注：黑色词要求能够听、说、认读；粉色词只作听、说要求；蓝色词选学。)

**parents** 父母

**uncle** 舅父；叔父；伯父；姑父；姨父

**aunt** 舅母；婶母；伯母；姑母；姨母

**cousin** 堂(或表)兄弟；堂(或表)姐妹

**baby brother** 婴儿小弟弟

**nurse** 护士

**farmer** 农民

**driver** 司机

**cook** 厨师

**doctor** 医生

**how about ...?** (询问信息)……  
怎么样,…… 情况如何

**only** 只；只有

**little** 小的

**men** (man的复数形式) 男人

**had** (have的过去式和过去分

词) 拥有

**hid** (hide的过去式) 藏；隐蔽

**us** (we的宾格) 我们

**case** 实例

**man** 男人

**football player** 足球运动员

**cool** (表示满意或赞同) 妙极的，酷的

**job** 工作

**photo** 照片

**of** 属于(某人)；关于(某人)

**basketball player** 篮球运动员

**tall** 高的；高大的

**daddy** (尤作儿语) 爸爸

**finger** 手指

**mummy** (儿语) 妈咪

**auntie** (aunt的非正式用语)

舅母；婶母；伯母；姑母；姨母



has got 有

cup 杯子

rose 玫瑰 (花)

give 给

farm 农场

those (that的复数形式) 那些

taxi 出租汽车; 的士

baseball player 棒球运动员

## Useful expressions

How many people are there in your family, Chen Jie?

你家几口人, 陈杰?

Three. 三口人。

Is this your uncle, Sarah? 这是你叔叔吗, 萨拉?

Yes, it is. He's a football player. 是的, 他是名足球运动员。

What's your aunt's job? 你婶婶做什么工作?

She's a nurse. 她是位护士。

## Let's sing

### My family

What's his job? He's a driver. What's his job? He's a driver.

What's his job? He's a driver. He is not a cook.

What's her job? She's a doctor. What's her job? She's a doctor.

What's her job? She's a doctor. She is not a nurse.

# Vocabulary

## 词汇表

(注：黑色词要求能够听、说、认读；粉色词只作听、说要求；蓝色词选学。)

### A

**ah** (表示惊奇、高兴、赞赏、同情或不同意) 啊 p. 9

**anything** 任何东西，任何事物 p. 49

**aunt** 舅母；婶母；伯母；姑母；姨母 p. 53

**auntie** (aunt 的非正式用语) 舅母；婶母；伯母；姑母；姨母 p. 53

### B

**baby brother** 婴儿小弟弟 p. 53

**baseball player** 棒球运动员 p. 59

**basketball player** 篮球运动员 p. 57

**bathroom** 浴室；洗手间 p. 33

**bed** 床 p. 19, 36

**bedroom** 卧室 p. 33

**bee** 蜜蜂 p. 9

**beef** 牛肉 p. 43

**bill** 账单 p. 49

**blackboard** 黑板 p. 3

**bowl** 碗 p. 46

### C

**candy** 糖果 p. 16

**case** 实例 p. 54

**change** 交换 p. 39

**chant** 反复唱 p. 23

**chicken** 鸡肉 p. 43

**Chinese book** 语文书 p. 13

**chopsticks** 筷子 p. 46

**classroom** 教室；课堂 p. 3

**clean** 打扫 p. 5

**Coke** 可乐 p. 24

**colour** 颜色 p. 15

**computer** 计算机 p. 6

**cook** 厨师 p. 56

**cool** (表示满意或赞同)  
妙极的, 酷的 p. 55

**cousin** 堂 (或表) 兄弟;  
堂 (或表) 姐妹 p. 53

**cup** 杯子 p. 54

**cute** 可爱的 p. 32

## D

**daddy** (尤作儿语) 爸爸 p. 53

**did** (do 的过去式)  
做, 干 p. 29

**dinner** (中午或晚上吃  
的) 正餐, 主餐 p. 42

**doctor** 医生 p. 56

**door** 门 p. 3

**driver** 司机 p. 56

## E

**else** 其他的, 别的 p. 49

**English book** 英语书 p. 13

**everything** 一切; 所有  
事物 p. 19

**excuse me** (因打扰别人  
或失礼表示歉意) 对  
不起, 请原谅 p. 15

## F

**fan** 风扇 p. 6

**farm** 农场 p. 56

**farmer** 农民 p. 56

**finger** 手指 p. 53

**floor** 地板 p. 6

**football player** 足球运  
动员 p. 55

**fork** 餐叉 p. 46

**fridge** 冰箱 p. 36

**friendly** 友好的 p. 23

**full** 吃饱了的 p. 19

## G

**give** 给 p. 54

**glasses** 眼镜 p. 26

## H

**had** (have 的过去式和  
过去分词) 拥有 p. 54

**hair** 头发 p. 26

**has got** 有 p. 54

**hat** (常指带檐的) 帽子 p. 27

**heavy** 重的; 沉的 p. 19

**help** 帮助 p. 5

**help yourself** 为 (自己)  
取用 p. 45

**her** 她的 p. 27

**hey** 嘿, 喂 p. 2

## Appendix

hid (hide 的过去式) 藏; 隐蔽	p. 54	maths book 数学书	p. 13
his 他的	p. 22	men (man 的复数形式) 男人	p. 54
hmm (书写形式, 表示 有疑虑或犹豫时发出 的声音) 嗯, 唔, 哼	p. 16	more (数、量等) 更多的	p. 19
how about ...? (询问信 息) ..... 怎么样, ..... 情况如何	p. 52	much 非常; 十分; 很	p. 15
<b>J</b>		mummy (儿语) 妈咪	p. 53
job 工作	p. 55	<b>N</b>	
<b>K</b>		nap 小睡, 打盹	p. 33
key 钥匙	p. 16	near 距离近	p. 2
kitchen 厨房	p. 33	noodles 面条	p. 43
knife 刀	p. 46	note 笔记	p. 24
<b>L</b>		notebook 笔记本	p. 16
let 允许; 让	p. 5	nurse 护士	p. 56
light 电灯	p. 3	<b>O</b>	
little 小的	p. 52	of 属于 (某人); 关于 (某人)	p. 57
living room 客厅; 起 居室	p. 33	only 只; 只有	p. 52
lost (lose 的过去式) 丢失	p. 15	oops (差点出事故、摔破 物品, 或做了令人尴 尬的事时说) 哎哟	p. 5
<b>M</b>		or 或者	p. 25
magic 有魔力的	p. 16	our 我们的	p. 9
man 男人	p. 54	<b>P</b>	
		parents 父母	p. 53
		pass 给; 递; 传递	p. 2

<b>phew</b> 哦 (表示热、累或宽慰)	p. 39	<b>sofa</b> 长沙发	p. 36
<b>phone</b> 电话	p. 36	<b>soup</b> 汤	p. 43
<b>photo</b> 照片	p. 57	<b>special</b> 特价	p. 45
<b>picture</b> 图画	p. 3	<b>spoon</b> 勺	p. 46
<b>pull</b> (向某方向) 拖, 拉动	p. 29	<b>storybook</b> 故事书	p. 13
<b>put away</b> 把……放回原处	p. 19	<b>strong</b> 强壮的	p. 23
<b>put up</b> 张贴	p. 3	<b>study</b> 书房	p. 33
<b>Q</b>		<b>T</b>	
<b>quiet</b> 安静的	p. 23	<b>table</b> 桌子	p. 36
<b>R</b>		<b>take out</b> 拿出	p. 19
<b>ready</b> 准备好	p. 42	<b>tall</b> 高的; 高大的	p. 57
<b>really</b> (表示感兴趣或惊讶) 真的; (强调观点等) 确实, 的确	p. 2, 9	<b>taxi</b> 出租汽车; 的士	p. 59
<b>rent</b> 招租	p. 38	<b>teacher's desk</b> 讲桌	p. 6
<b>right</b> 正确的; 对的	p. 25	<b>there's</b> (表示存在或发生) 有	p. 9
<b>rose</b> 玫瑰 (花)	p. 54	<b>those</b> (that的复数形式) 那些	p. 59
<b>S</b>		<b>toy</b> 玩具	p. 16
<b>schoolbag</b> 书包	p. 13	<b>try</b> 试	p. 46
<b>shoe</b> 鞋	p. 26	<b>turn on</b> 打开	p. 3
<b>shower</b> 淋浴	p. 33	<b>TV</b> 电视; 电视机	p. 33
<b>snack</b> 点心; 小吃; 快餐	p. 33	<b>U</b>	
		<b>uncle</b> 舅父; 叔父; 伯父; 姑父; 姨父	p. 53
		<b>us</b> (we的宾格) 我们	p. 54



## ..... Appendix .....

### V

vegetable 蔬菜

p. 43

with (表示使用的工具、  
手段等) 用

p. 47

work 干活; 劳动

p. 29

### W

wall 墙壁

p. 6

watch 看; 观看

p. 33

window 窗户

p. 3

### Y

yuan 元 (中国货币单位)

p. 43

人教版®

# 后 记

本套教科书由人民教育出版社课程教材研究所英语课程教材研究开发中心依据教育部《盲校义务教育英语课程标准》（2016年版），在教育部2012年审定通过的《义务教育教科书 英语（PEP）》（三年级起点）的基础上编写，经国家教材委员会专家委员会2019年审查通过。

本套教科书是我国第一套根据小学低视力学生及盲生的学习特点而编写的英语教材。我们感谢所有对教科书的编写、出版提供过帮助与支持的同仁和社会各界朋友，特别感谢Larry Swartz先生、Beth Levy女士以及Fraser Bewick先生。

我们真诚地希望广大盲校教师、学生及家长在使用本套教科书的过程中提出宝贵意见，并将这些意见和建议及时反馈给我们。让我们携起手来，共同完成义务教育盲校教材建设工作！

联系方式

电 话：010-58758866

电子邮箱：jcfk@pep.com.cn

人教版®

人民教育出版社 课程教材研究所  
英语课程教材研究开发中心  
2019年9月



盲校义务教育实验教科书

英语

(三年级起点)

四年级  
上册

 YINGYU

人教版®



绿色印刷产品



人民教育出版社