

义务教育教科书

英语  
(三年级起点)

三年级上册

陕西旅游出版社



义务教育教科书

# 英语

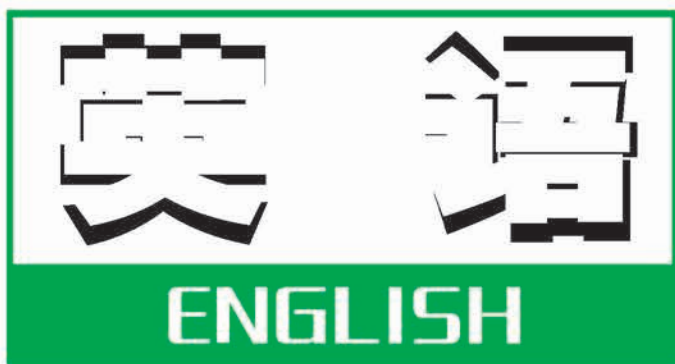
## ENGLISH

(三年级起点)  
三年级上册



陕西旅游出版社

义务教育教科书



(三年级起点)

三年级 上册

主 编 杨达复

副 主 编 马惠萍 党争胜



陕西旅游出版社

# 前言

Hi, 同学们:

你们知道在世界上几千种语言中,哪种语言在国际交流中最常用吗?当然是英语!它和我们日常生活的关系越来越密切,对我们的学习也越来越重要。这套教材就是你们学习英语的好帮手,希望大家能喜欢它。

怎样才能学好英语呢?首先,要有兴趣。在这套教材中,我们设计了很多实用的会话、有趣的游戏活动和故事、好听的歌曲和歌谣,并配上了精美的图画。噢,对了,还有勤劳可爱的小蜜蜂们会为大家的英语学习带来更多欢乐。这些都会有利于培养大家的学习兴趣。

学好英语还要有自信心。在课堂上,要大胆开口说、动手做、大声唱,在生活中要积极地用英语与同学、家人和朋友们交流、分享。只要有信心,相信同学们就能以轻松、愉快的心情融入英语的世界。

有了兴趣和自信心,同学们还应该积极进取的学习态度。在本套教材中,我们提供了大量的生活情景,目的就是让同学们可以在听听、做做、说说、唱唱、玩玩、演演中认字母、学单词、说句子,然后再将所学语言积极地运用到生活中去。通过英语增进与他人的相互沟通、欣赏和理解,在“地球村”做一个具有丰富知识和创造能力的“村民”。

我们相信,同学们通过这套教材的学习一定能打下良好的英语基础,将来为我们国家的建设和发展贡献自己的力量!





**Sisi**




**Alice**



**Su Nan**



**Kitty**



**Li Shan**



**Liu Zhaoyang**



**Qiqi**




**Wu Chen**



**Colin**



**Kevin**



**Miss White**



**Mr. Zhao**



# CONTENTS

<b>Unit 1 Hello!</b> .....	<b>1</b>
<b>Unit 2 How Are You?</b> .....	<b>9</b>
<b>Unit 3 Good Morning!</b> .....	<b>17</b>
<b>Unit 4 What's This?</b> .....	<b>25</b>
<b>Revision 1</b> .....	<b>33</b>
<b>Unit 5 I Have a Bag</b> .....	<b>37</b>
<b>Unit 6 Look at My Toys!</b> .....	<b>45</b>
<b>Unit 7 Are These Bears?</b> .....	<b>53</b>
<b>Unit 8 What Color Is It?</b> .....	<b>61</b>
<b>Revision 2</b> .....	<b>69</b>
<b>Words in Each Unit</b> .....	<b>73</b>
<b>Vocabulary</b> .....	<b>78</b>



# Unit 1


# Hello!

## Part A


### Let's talk



**Talk in pairs**



**Let's play**





▶ Listen and match 



Liu Zhaoyang




Su Nan



Colin



Wu Chen



Miss White



Kitty



Qiqi



Sisi



Alice



Kevin



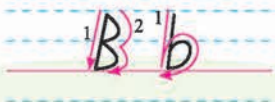
Li Shan



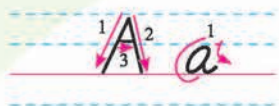
Mr. Zhao

# 1 Part B

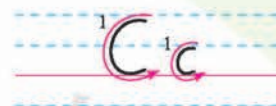
Let's learn 



boy



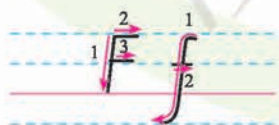
apple



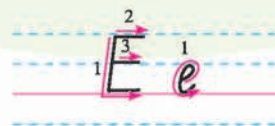

cat



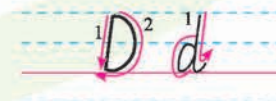
girl



fish



egg



dog

**Complete and say**

• Hello! I am A. A is in "apple".



\_oy



\_irl

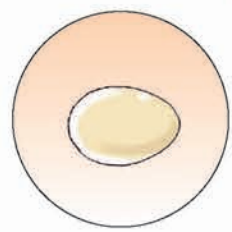


\_og


•• Hi! I am B. B is in "boy".




\_at



\_gg



a\_pple



\_ish

**Let's sing**



Hello, Kitty!  
Hello, Kevin!  
I'm Alice.  
Nice to meet you.

Hello, Wu Chen!  
Hello, Li Shan!  
I'm Alice.  
Nice to meet you.




**Read a story** 



Listen and number 



Look and match



**▶ Tick the beginning letters**

							
A							
B							
C							
D	✓						
E							
F							
G							

**▶ Look and talk**



# Unit 2

## How Are You?

### Part A

#### Let's talk

• Hello, Liu Zhaoyang!  
How are you?

•• I'm fine. Thank you.



•• Hello, Lin Lin.  
Nice to meet you.

•• Kitty, this is Lin Lin.  
Lin Lin, this is Kitty.



•• Me too!

▶ **Let's say**



▶ **Let's play**





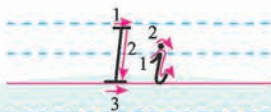
 Listen and number 



2

# Part B

Let's learn 



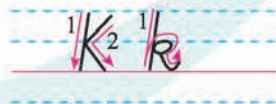
ice-cream



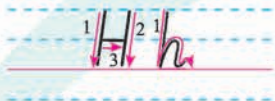
juice



night



key



hair




milk



lion

## Say and match



## Let's chant



### How Are You?

Hello, hello, how are you?

I'm fine. Thank you.

How are you?

How are you?


I'm well. Thank you.




▶ Read a story 📖



1	2
3	4



Read and match



Look and complete



\_ey



\_air



\_ilk



\_uice




\_ce-cream




\_ight

## Point and say



## Look, read and choose



- A. — Hello, Wu Chen!  
 — Nice to meet you!  
 — Me too.



- B. — This is Mr. Zhao.  
 — Nice to meet you, Mr. Zhao.  
 — Nice to meet you, too.



- C. — Hi, I'm Kevin.  
 — What's your name?  
 — My name is Li Shan.



- D. — Goodbye, children!  
 — Bye-bye, Miss White.

# Unit 3

## Good Morning!

### Part A

#### Let's talk

• Good morning, Mom!




•• Good morning!

• Good afternoon, Mr. Zhao!



•• Good afternoon!

• Good evening!




•• Good evening!

• Good night, Dad!



•• Good night!


**Let's play**



**Read and number**



1 Good morning!



Good evening!



Good night!



Good afternoon!



## Look and say

• Good morning, boys and girls!



•• Good morning, Miss White!

• Good afternoon, Su Nan!  
How are you?



•• I'm fine. Thank you.

• Good evening, Dad.  
Nice to see you!



•• Me too.


• Good night, dear.



•• Good night, Mom.


# 3 Part B

▶ Let's learn 📺



o o

orange



p p

pear



Q q

question



T t

tiger



S s


sun



R r

rabbit



▶ **Play a game**



▶ **Listen and draw** 🎧



▶ Read a story 



Listen and tick the letters 



Read and color the letters



sun



night



rabbit




tiger



pear



question



orange



boy



girl

## Read and match



Good morning, Colin.  
Nice to meet you!

My name is Kitty.



Hello! How are you?

Me too.



Hello! I'm Miss White.  
What's your name?

Good night!




Good night!

I'm fine. Thank you.




## Listen and number



Part A

Let's talk



▶ **Let's say** 🗣️






## Ask and answer

A: What's this / that?

B: It's a / an ...



## Play a game



\* Is that a / an ...?

\*\* Yes, it is. / No, it isn't.

4


# Part B

▶ Let's learn 



U u

umbrella



V v

vegetable



W w

water



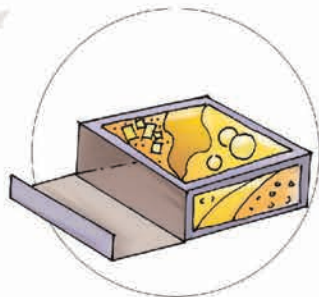
Z z

zoo



Y y

yellow



X x

box

## Let's play

Type out your name on the board.



## Say and complete

Y is in



\_ellow

U is in



\_mbrella

V is in



\_egetable

Z is in



\_oo

W is in



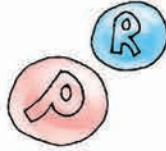
\_ater

X is in



bo\_

▶ **Let's sing** 🎵



## I Can Say My A B C



A	B	C	D	E	F	G
(a	b	c	d	e	f	g)
H	I	J	K	L	M	N
(h	i	j	k	l	m	n)
O	P	Q	R	S	T	
(o	p	q	r	s	t)	
U	V	W	X	Y	Z	
(u	v	w	x	y	z)	
X	Y	Z				
(x	y	z)				



Now you see, I can say my A B C.



▶ Read and color




▶ What's missing?

B C D F G H J K L M

N P Q R S T V W X Y Z

**Listen and circle** 



**Look and talk**



# Units 1-4

## Revision 1

### 1 Read and learn



ID



VIP



TV



CCTV




UN



PRC

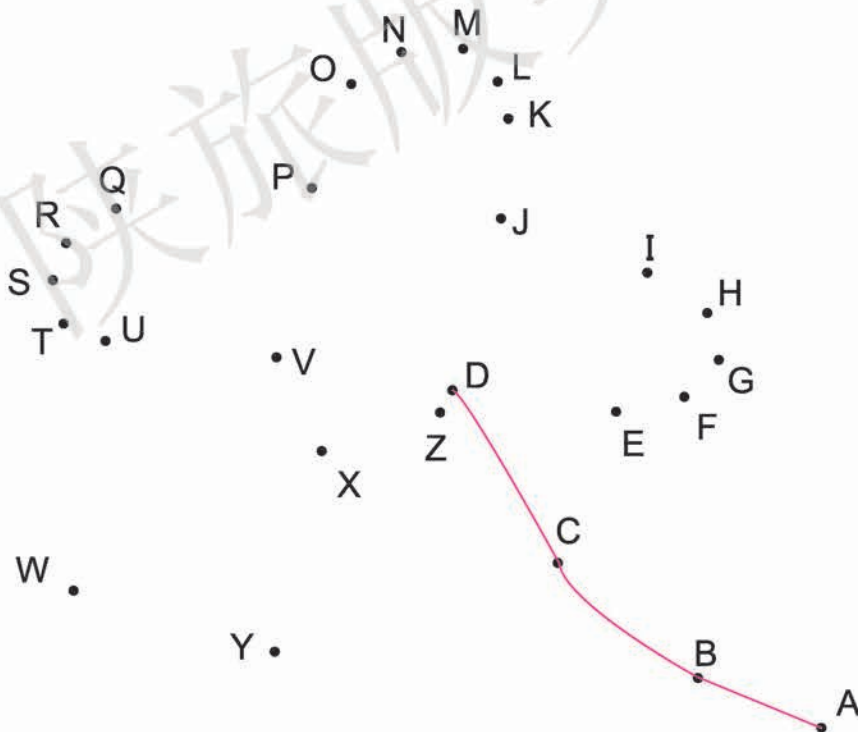


UK




USA

### 2 Joint the dots in order




3 Play a game

Can You Get to the Top?





## 4 Listen and circle



## 5 Find your friend and have a talk

Find a friend with the same letter. Then greet each other.



## 6 Read and match

1



A. — Good morning!  
— Good morning!

B. — Goodbye!  
— Bye-bye!

2



C. — Good night!  
— Good night!

D. — How are you?  
— Fine. Thank you.

3



4



## 7 Let's chant



What's this? What's this?  
Do you know? Do you know?  
It's an apple. It's a pear.  
Yes. Yes. I know.

What's that? What's that?  
Do you know? Do you know?  
It's a dog. It's a cat.  
Yes. Yes. I know.

# Unit 5

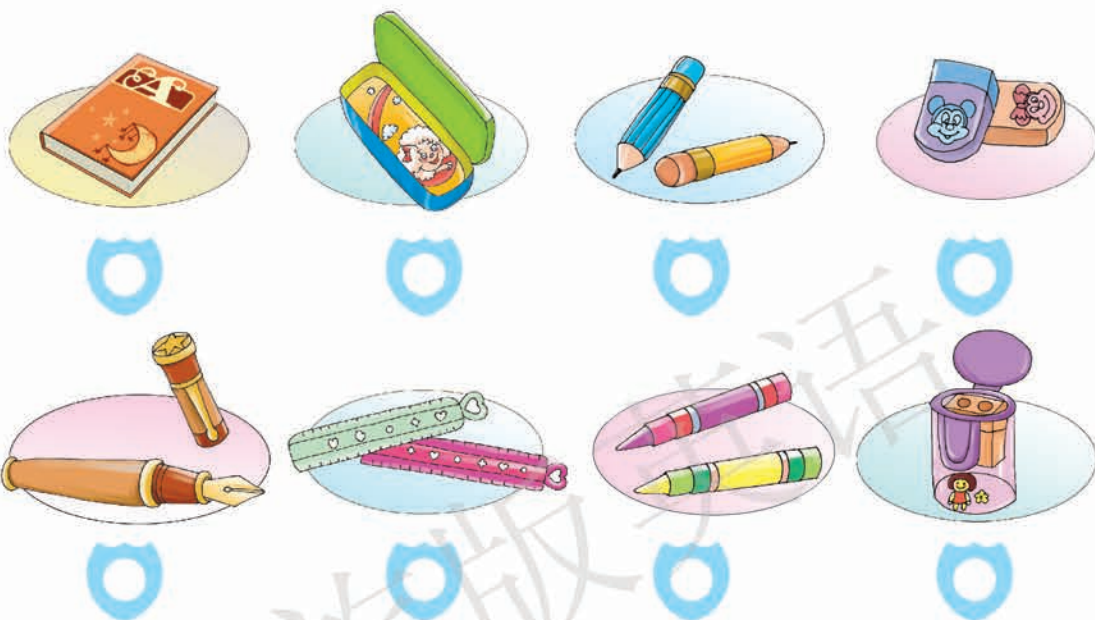
## I Have a Bag

### Part A

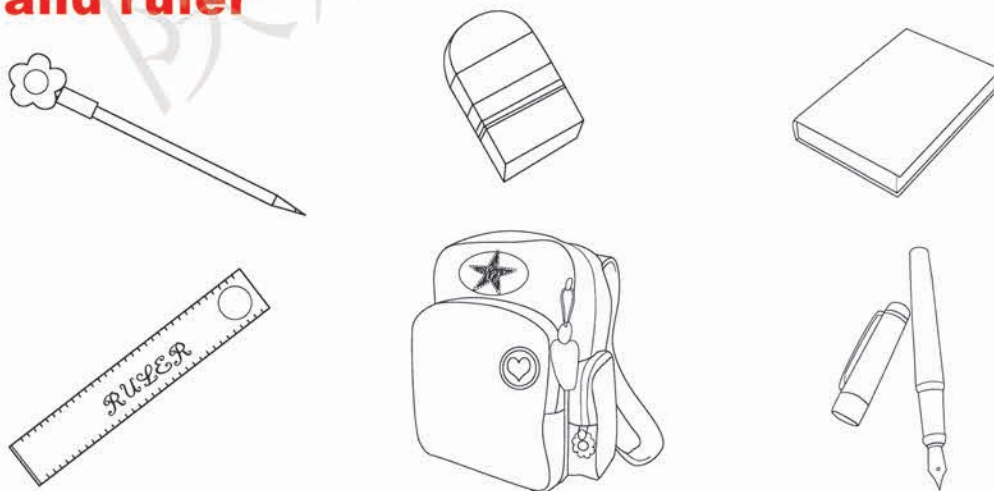


#### Circle and give the number

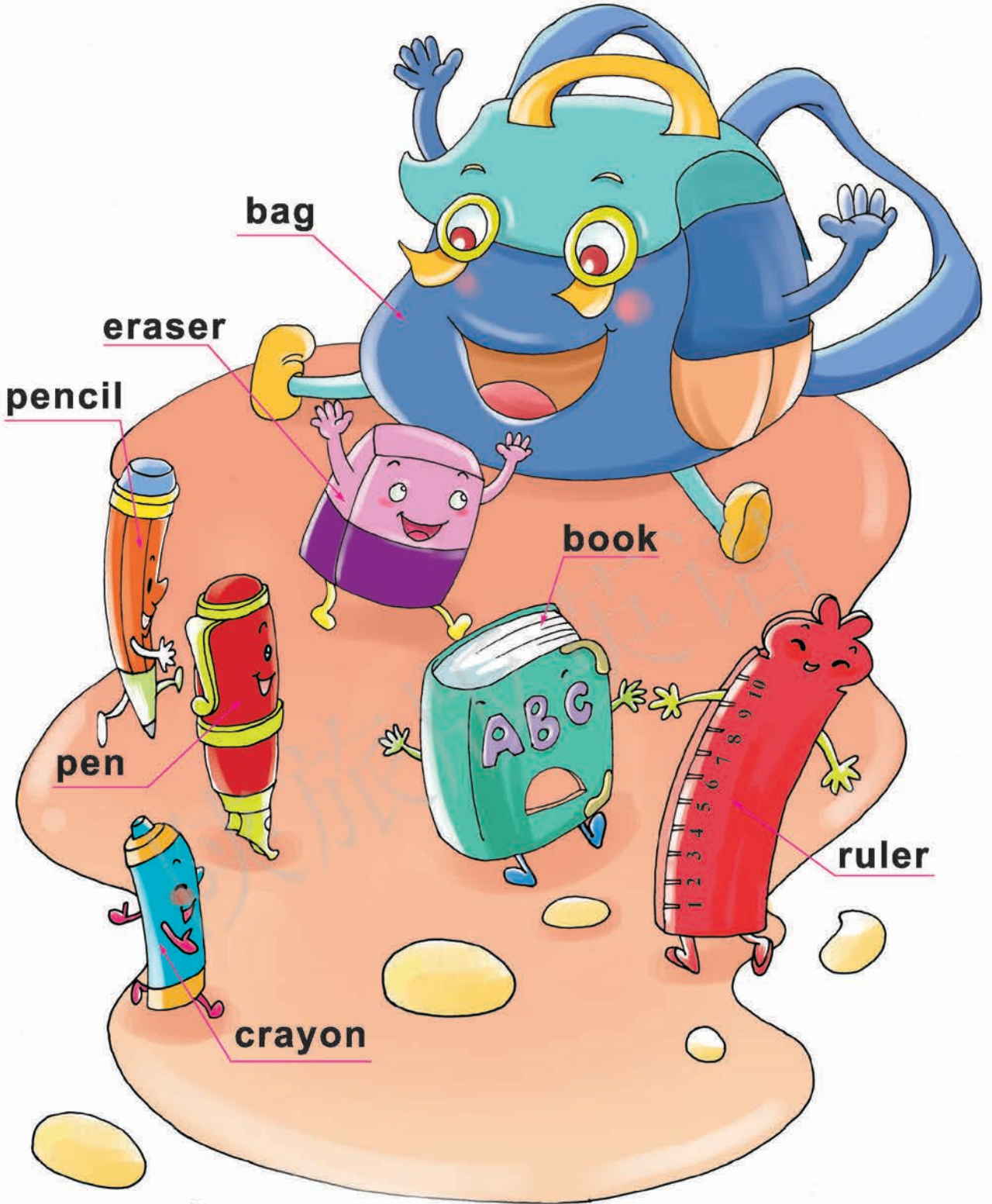
What's in your bag? How many?



#### Color your bag, book, pencil, eraser, pen and ruler



▶ **Let's learn** 📺



**Let's talk** 

•• Yes, I do. I have a pencil, an eraser and some crayons, too.

5 Part B

Let's learn more

No, I don't.

Do you have a pen?



No, I don't.


Do you have a ruler?

I have some crayons.


What do you have?



## ▶ Listen and do




## ▶ Ask and answer



▶ Read a story 🎧

1



2



3



4



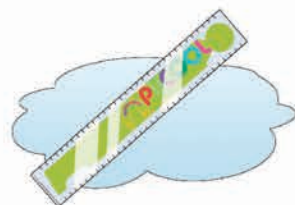


Complete and match

r\_ler

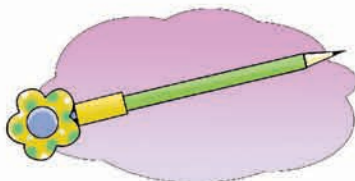
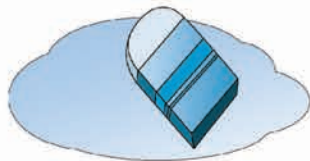
penc\_\_

p\_\_



er\_ser

b\_\_k



b\_g

cray\_\_

Listen and circle



## Play a game




## Look and answer

1. A: What do you have?

B: I have a ...



2.



A: Do you have an ...?

B: Yes, I do.

3. A: Do you have a dog?

B: No, I don't. I have a ...



# Unit 6

## Look at My Toys!

### Part A



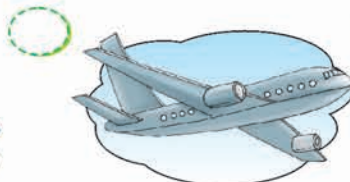


**▶ Ask your friends and fill in the chart**


Do you have toys?

Name		
Liu Zhaoyang	✓	

**▶ Look and tick**

What do you have?



**Let's learn** 

▶ **Let's talk** 🗣️

• Hi, Liu Zhaoyang! I have a toy.  
Look! It's a car.

•• How nice!



•• They are nice, too.

•• Look at my toys, Kevin!  
I have planes.



Let's learn more 

• Do you have toys?

•• Yes, I do.



•• What are these?

••• They are kites.



••• What are those?

•••• They are ships.




**Point and say**

**Toys**



bikes



ships



cars



kites



balls



planes


**Ask and answer**

A: What are these / those?

B: They are ...

A: Do you have ...?

B: Yes, I do. / No, I don't.



**Read a story** 



I have balls.



I have planes.



These are my ships.



I have many cars.



Let's play together!




**Listen and match**



**Look and answer**

1. A: Do you have apples?  
B: Yes, I do.
2. A: Do you have oranges?  
B: No, I don't.
3. A: Do you have eggs?  
B: ...
4. A: Do you have a bike?  
B: ...
5. A: Do you have kites?  
B: ...
6. A: Do you have planes?  
B: ...



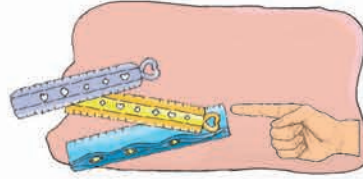
## Look and choose

- A. They are crayons.    B. They are pencils.  
 C. They are rulers.    D. It's a book.  
 E. It's an eraser.    F. It's a pen.

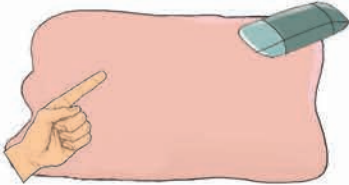
1. What's this?    D   



2. What are these?           



3. What's that?           



4. What are those?           



## Read and circle

1. I have cats. I have tigers, too.  
 2. A: Do you have lions?  
    B: No, I don't. I have rabbits.  
 3. A: What do you have?  
    B: I have fish.



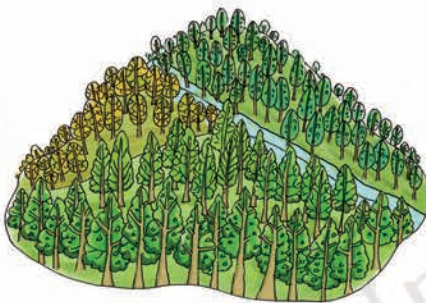
# Unit 7

## Are These Bears?


### Part A

#### ▶ Think and match

Where do they live?



#### ▶ Draw your favorite animal



▶ **Let's learn** 🗣️



✔ one lion




✔ two pandas



✔ three bears



✔ four monkeys





✔ five elephants



✔ ten animals

▶ Let's talk 



# 7 Part B

▶ Let's learn more 



## ▶ Let's guess




What is it?





It's a monkey.

## ▶ Let's sing


One little, two little,  
Three little monkeys.  
Four little, five little,  
Six little monkeys.  
Seven little, eight little,  
Nine little monkeys.  
Ten little monkeys together.



Let's read 



1 2  
3 4






**Count and say**

A: How many *girls*?


B: *Six. Six girls.*



**Listen and write the numbers** 



## Read and number



1. Those are elephants.
2. These are tigers.
3. They are lions.
4. A: Are those monkeys?  
B: Yes, they are.
5. A: Are they pandas?  
B: No. They are bears.

## Ask and answer

• What are these?



•• They are *oranges*.



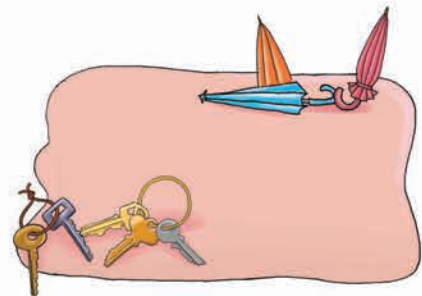
•• Are those *oranges*, too?

•• No, they aren't.  
They are *pears*.

1



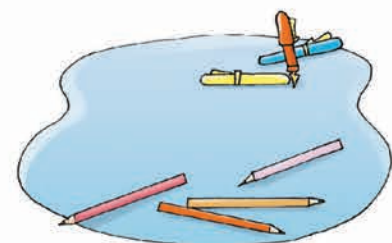
2



3



4



### Part A



#### ▶ Ask and answer

A: How many crayons do you have?

B: I have ...




#### ▶ Think and tick


A: What color is your bag?

B: It's ...





▶ **Let's talk** 📺



# Part B

## Let's learn more

• I have seven books.

• How many books do you have?




•• Oh. They are blue, green ...

•• What color are they?



## ▶ Let's play




## ▶ Let's chant




It is yellow. It is brown.  
 It is the big funny Brown.  
 It is white. It is black.  
 It is his big hat.  
 It is red. It is blue.  
 It is the bike under you.

Read a story 



1	2
3	4










**Find and circle**

Y	E	L	L	O	W
G	C	B	N	P	B
R	O	L	I	I	L
E	L	U	C	N	A
E	O	E	E	K	C
N	R	E	D	N	K

**Listen and tick or cross**

1. My cat is  .
2. The dog is  .
3. Look! I have  .
4. A: What color are these monkeys?  
B: They are  .
5. The rabbit is  .


**Try and say**



**Ask and answer**

A: What color is / are the ...?

B: It's / They're ...



### 1 Listen and tick or cross



### 2 Tick and draw, then ask and answer

A: Do you have ...?

B: Yes, I do. / No, I don't.

1.



2.



I have a fish.

I have two umbrellas.


I have a dog.

I have three keys.

3.



4.




I have an orange.

I have a bike.

I have a pear.

I have a kite.

**3 Count and write**



1. <u>five</u> <u>girls</u>	2. _____	3. _____
4. _____	5. _____	6. _____
7. _____	8. _____	9. _____

**4 Talk with your partner**

A: Is it a ... / Are they ...?  
 B: Yes, it is. / Yes, they are.  
 A: What color is / are the ...?  
 B: It's / They are ...



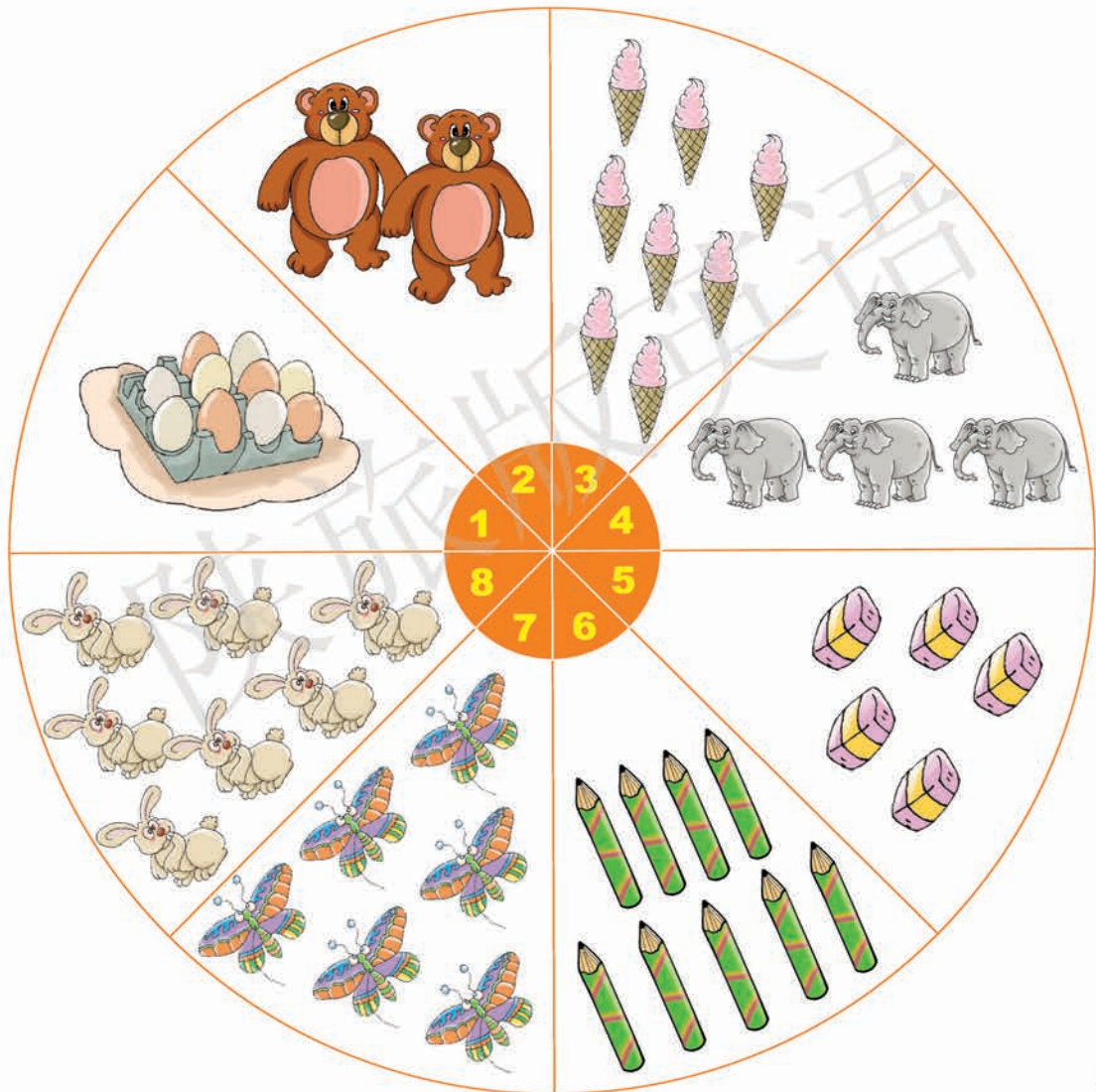
**5** Play a game

• Three. What are those?

•• They are *ice-creams*.

•• How many?

•• Eight *ice-creams*.



**6 Let's make**



1. Draw.



2. Write.

3. Send.

Merry Christmas and happy New Year!



Thank you!

**7 Let's sing** 



**What Are These?**

What are these?  
 Are they pencils?  
 Are they pencils?  
 No, they are not.  
 They are not pencils.  
 They are nice rulers.  
 They are nice rulers.



# Words in Each Unit

## 单元词汇表

### Unit 1

hello ..... 你好

hi ..... 嗨; 喂

goodbye ..... 再见

Miss ..... 小姐

bye-bye ..... 再见

I'm = I am ..... 我是

what's = what is ... 是什么

your ..... 你的; 你们的

name ..... 名字

my ..... 我的

is ..... 是

apple ..... 苹果

boy ..... 男孩

cat ..... 猫

dog ..... 狗

egg ..... 鸡蛋

fish ..... 鱼

girl ..... 女孩

### Unit 2

how ..... 怎样; 多么

are ..... 是

you ..... 你; 你们

fine ..... 健康的

thank ..... 感谢；谢谢

this ..... 这；这个

nice ..... 好的

to ..... 给；对；向；到

meet ..... 遇见；结识

me ..... (宾格形式) 我

too ..... 也；太

hair ..... 头发

ice-cream ..... 冰淇淋

juice ..... 果汁

key ..... 钥匙

lion ..... 狮子

milk ..... 牛奶

night ..... 夜晚；晚上

## Unit 3

good ..... 好的

morning ..... 早晨；上午

mom ..... 妈妈

afternoon ..... 下午

Mr. .... 先生

evening ..... 傍晚；晚上

dad ..... 爸爸

orange ..... 橙子；橘子

pear ..... 梨

question ..... 问题

rabbit ..... 兔子

sun ..... 太阳

tiger ..... 老虎



## Unit 4

it's = it is ..... 它是

a ..... 一；一个

no ..... 不；不是

it ..... 它

isn't = is not ..... 不是

look ..... 看

that ..... 那；那个

yes ..... 是；是的

an ..... 一；一个

umbrella ..... 雨伞

vegetable ..... 蔬菜

water ..... 水

box ..... 盒子

yellow ..... 黄色；黄色的

zoo ..... 动物园

## Unit 5

I ..... 我

have ..... 有

bag ..... 书包

eraser ..... 橡皮

pencil ..... 铅笔

pen ..... 钢笔

crayon ..... 蜡笔

ruler ..... 直尺

book ..... 书；课本

do ..... (助动词)

and ..... 和

some ..... 一些

don't = do not .....

..... (助动词的否定形式)

what ..... 什么

## Unit 6

at ..... 在；向

toy ..... 玩具

plane ..... 飞机

ship ..... 船

kite ..... 风筝

car ..... 小汽车

ball ..... 球

bike ..... 自行车

they ... 她们；他们；它们

these ..... 这些

those ..... 那些

## Unit 7

bear ..... 熊

one ..... 一

two ..... 二

panda ..... 熊猫

three ..... 三

four ..... 四

monkey ..... 猴子

five ..... 五

elephant ..... 大象

ten ..... 十

animal ..... 动物

aren't = are not ..... 不是

how many ..... 多少

six ..... 六

nine ..... 九

brown ..... 棕色; 棕色的

eight ..... 八

seven ..... 七

## Unit 8

color ..... 颜色

blue ..... 蓝色; 蓝色的

green ..... 绿色; 绿色的

red ..... 红色; 红色的

orange ..... 橙色;

橘色; 橙色的; 橘色的

black ..... 黑色; 黑色的

white ..... 白色; 白色的

# Vocabulary

## 词汇表

### A

a ..... 一；一个

afternoon ..... 下午

an ..... 一；一个

and ..... 和

animal ..... 动物

apple ..... 苹果

are ..... 是

aren't = are not ..... 不是

at ..... 在；向

### B

bag ..... 书包

ball ..... 球

bear ..... 熊

bike ..... 自行车

black ..... 黑色；黑色的

blue ..... 蓝色；蓝色的

book ..... 书；课本

box ..... 盒子

boy ..... 男孩

brown ..... 棕色；棕色的

bye-bye ..... 再见

### C

car ..... 小汽车

cat ..... 猫

color ..... 颜色

crayon ..... 蜡笔

## D

dad ..... 爸爸

do ..... (助动词)

dog ..... 狗

don't = do not .....  
..... (助动词的否定形式)

## E

egg ..... 鸡蛋

eight ..... 八

elephant ..... 大象

eraser ..... 橡皮

evening ..... 傍晚; 晚上

## F

fine ..... 健康的

fish ..... 鱼

five ..... 五

four ..... 四

## G

girl ..... 女孩

good ..... 好的

goodbye ..... 再见

green ..... 绿色; 绿色的

## H

hair ..... 头发

have ..... 有

hello ..... 你好

hi ..... 嗨; 喂

how ..... 怎样; 多么

how many ..... 多少

## I

I ..... 我  
I'm = I am ..... 我是  
ice-cream ..... 冰淇淋  
is ..... 是  
isn't = is not ..... 不是  
it ..... 它  
it's = it is ..... 它是

## J

juice ..... 果汁

## K

key ..... 钥匙  
kite ..... 风筝

## L

lion ..... 狮子  
look ..... 看

## M

me ..... (宾格形式) 我  
meet ..... 遇见; 结识  
milk ..... 牛奶  
Miss ..... 小姐  
mom ..... 妈妈  
monkey ..... 猴子  
morning ..... 早晨; 上午  
Mr. .... 先生  
my ..... 我的

## N

name ..... 名字  
nice ..... 好的  
night ..... 夜晚; 晚上  
nine ..... 九

no ..... 不；不是

## O

one ..... 一

orange .....  
橙子；橘子；橙色；橘  
色；橙色的；橘色的

## P

panda ..... 熊猫

pear ..... 梨

pen ..... 钢笔

pencil ..... 铅笔

plane ..... 飞机

## Q

question ..... 问题

## R

rabbit ..... 兔子

red ..... 红色；红色的

ruler ..... 直尺

## S

seven ..... 七

ship ..... 船

six ..... 六

some ..... 一些

sun ..... 太阳

## T

ten ..... 十

thank ..... 感谢；谢谢

that ..... 那；那个

these ..... 这些

they ... 她们；他们；它们

this ..... 这；这个

those ..... 那些

three ..... 三

tiger ..... 老虎

to ..... 给; 对; 向; 到

too ..... 也; 太

toy ..... 玩具

two ..... 二

## U

umbrella ..... 雨伞

## V

vegetable ..... 蔬菜

## W

water ..... 水

what ..... 什么

what's = what is ... 是什么

white ..... 白色; 白色的

## Y

yellow ..... 黄色; 黄色的

yes ..... 是; 是的

you ..... 你; 你们

your ..... 你的; 你们的

## Z

zoo ..... 动物园