



义务教育教科书

# ENGLISH 英语

(一年级起点)

五年  
级

上册



清华大学出版社



义务教育教科书

ENGLISH  
英语

五年  
级

(一年级起点)

上册

主 编：范文芳

副主编：宗 燕 Faridah Pawan



This book belongs to

清华大学出版社  
北 京

本书封面贴有清华大学出版社防伪标签，无标签者不得销售。  
版权所有，侵权必究。侵权举报电话：010-62782989 13701121933

图书在版编目（CIP）数据

英语. 五年级. 上册 / 范文芳主编. —北京：清华大学出版社, 2014  
一年级起点  
ISBN 978-7-302-34624-1

I. ①英… II. ①范… III. ①英语课—小学—教材 IV. ①G624.311

中国版本图书馆CIP数据核字(2013)第290854号

责任编辑：宗 燕  
责任校对：李 梅  
责任印制：

出版发行：清华大学出版社

网 址：<http://www.tup.com.cn>，<http://www.wqbook.com>

地 址：北京清华大学学研大厦A座 邮 编：100084

社总机：010-62770175 邮 购：010-62786544

投稿与读者服务：010-62776969, [c-service@tup.tsinghua.edu.cn](mailto:c-service@tup.tsinghua.edu.cn)

质 量 反 馈：010-62772015, [zhiliang@tup.tsinghua.edu.cn](mailto:zhiliang@tup.tsinghua.edu.cn)

课 件 下 载：<http://www.wqbook.com/qhytl/>

印 装 者：

经 销：全国新华书店

开 本：185mm×260mm

印 张：5

版 次：2014年8月第1版

印 次：2019年8月第 次印刷

定 价：5.30元

---

产品编号：040306-04

# 前 言

同学们，欢迎你们使用由清华大学“大、中、小学一条龙英语教学”研究与实践项目组编写的《英语》课本！

我们为什么要学习英语呢？

你们肯定知道，这是因为英语很重要。英语像汉语一样，能够描述丰富多彩的世界，表达各种各样的思想。通过英语，我们可以更多地了解奇妙的世界，了解世界上更多的人，同时也可以把中国介绍给世界上更多的人，让世界上更多的人了解我们的祖国，了解我们自己。

在21世纪全球化的国际舞台上，英语已经成为国际交流中的一种重要工具，因此，我们都要学好英语。但是，学好一门语言却不是一朝一夕的事情，而是需要多年的努力。你们年纪小，模仿力强，记忆力好，正是学习英语的最佳时期。希望你们努力学好英语，为长大成材打下基础。

我们要学习英语还有另外一个原因，那就是英语非常有趣！英语可以像积木、玩具汽车、布娃娃、拼图、动画片一样，给我们带来无穷的乐趣！

翻开清华大学“大、中、小学一条龙英语教学”研究与实践项目组为你们编写的这套《英语》课本，你们肯定会被那令人赏心悦目的图画所吸引；听听课文录音，你们也一定会喜欢那纯正的英语和优美的歌曲。





这套教材以你们感兴趣的话题为中心，选取的是与你们日常生活息息相关的内容。教材中安排了你们喜欢的动物、食物以及你们喜欢的活动如游泳、踢足球等，还有许多生动有趣的故事，相信你们会喜欢这套教材。在老师的指导下，在听、说、唱、动、读、写中学会用英语说自己想说的话，写出自己的心声。

英语很重要！英语很有趣！让我们共同努力，把英语学好！

作者  
于清华园  
2012年12月



# CONTENTS

## UNIT 1

**WHERE IS THIS? ..... 1**

## UNIT 2

**LET'S GO SHOPPING! ..... 17**

## UNIT 3

**LITTLE ELLEN'S DIARY ..... 33**

## UNIT 4

**HOW MUCH DO YOU KNOW?..... 49**

## FUN READING

**THE FARMER AND THE  
LAZY ANIMALS ..... 65**

**VOCABULARY ..... 73**

Hello! It's time to go,  
To see new places,  
And do fun things.  
Are you ready?  
Let's go!



# UNIT 1



WHERE IS THIS?



# LESSON 1

1. Listen to the text. Then read it aloud.

## In the City



Do you see many tall buildings? Do you see many people? Cars and buses are going up and down the streets. Police officers are busy directing traffic.

Where is this?

It's the city!



You can buy books in a big bookstore. You can see films in a cinema. You can go shopping in a big supermarket.

Do you want to row a boat? You can go to the park. Do you want to see animals? You can go to the zoo. Are you hungry? Go to a restaurant.

I love visiting the city!





## 2. Answer the questions.

(1) What do you like about the city?

\_\_\_\_\_

(2) Would you like to live in the city?

\_\_\_\_\_

## 3. Listen, read and write.

building \_\_\_\_\_ place \_\_\_\_\_ busy \_\_\_\_\_

film \_\_\_\_\_ visit \_\_\_\_\_ restaurant \_\_\_\_\_

## 4. Listen to the story. Then number the places where Tom and his father will go.

It is Sunday today. Tom and his father will visit Beijing.

Early in the morning, Tom and his father will go to visit Tian'anmen Square. At 9:30 a.m., they will go to Beihai Park. They will row a boat on the lake. At 12 o'clock, they will go to have lunch in a restaurant. Then they will go to the zoo. They want to see pandas there. Then they will go to buy some books in a bookstore.

At 6:30 p.m., Tom and his father will go to the Red Star Cinema. They want to see a film there.



# LESSON 2

1. Listen to the text. Then read it aloud.

## In the Countryside



Do you see the big fields of crops? Do you see butterflies and bees? Ducks are swimming in the pond. Frogs are jumping on the grass.

Where is this?

It's the countryside!



Listen, the rooster is crowing. Look, the sun is rising. It's morning!

Let's go ride a horse. Let's feed the cows. Let's run and play in the fields!

Do you know who grows the food we eat? Yes, the farmers do. Let's go to meet the farmers!

I love visiting the countryside!



## 2. Answer the questions.

(1) What do you like about the countryside?

\_\_\_\_\_

(2) Would you like to live in the countryside?

\_\_\_\_\_

## 3. Listen, read and write.



field \_\_\_\_\_ crop \_\_\_\_\_ rooster \_\_\_\_\_

crow \_\_\_\_\_ rise \_\_\_\_\_ countryside \_\_\_\_\_

## 4. Listen to the story. Then write the correct word under each picture.

Uncle Jack is a farmer. He has a big farm.

Tom likes to visit the farm. He can see big fields of crops. He can see a big pond. He can see birds, bees and butterflies. He can see roosters and ducks. He can see cows and horses.



## LESSON 3

## 1. Listen to the text. Then read it aloud.

## At the Beach



Do you see sand and sun? Do you see shells and starfish? Ships and boats are coming and going. People are sitting under big umbrellas. Children are playing in the sand.

Where is this?

It's the beach!



You can take off your shoes and walk on the beach. The sand is warm. You can build sand castles. You can pick up sea shells. You can pick up starfish, too.

Look, fish are jumping out of the water. Listen, sea birds are singing in the blue sky. Come on. Let's go swimming in the sea.

It's fun to play at the beach!



## 2. Write T or F after each sentence.

(1) People are sitting under big umbrellas because it is raining.

(2) If you walk on the sand at the beach in summer, your feet get warm.

## 3. Listen, read and write.

sea \_\_\_\_\_ sand \_\_\_\_\_ shell \_\_\_\_\_  
starfish \_\_\_\_\_ castle \_\_\_\_\_ build \_\_\_\_\_

## 4. Fun with words.

(1) Change one letter to make a new word. Then write it on the line.

sun                  sea                  crow                  meet                  beach  
\_\_\_\_\_


(2) Find a short word in the longer word. Then write it on the line.

farmer                  starfish                  know                  sand                  crow  
\_\_\_\_\_

## 5. Listen to the story. Then write the correct word under each picture.

Betty likes the sea. She goes to the beach every summer.

The sea is big and blue. Betty can see birds flying in the blue sky. She likes to build sand castles. She likes to pick up starfish and sea shells. She likes to take off her shoes and walk on the sand.



\_\_\_\_\_



## LESSON 4

## 1. Listen to the text. Then read it aloud.

## In the Bookstore



It's Sunday today. Tom has finished all his homework. He wants to buy some books. His dad takes him to the bookstore.

Tom likes science books. He picks up *Travel to the Moon*. He reads a few pages.

Tom likes to read storybooks, too. He picks up a *Harry Potter* book. He reads a few pages.

It's fun to read science books.

It's fun to read storybooks.



Tom asks his dad, "Can I buy the science book and the storybook?"

"Sure," says his dad.

"Thank you, Dad," says Tom.

## 2. Answer the questions.

(1) Do you often go to the bookstore?

\_\_\_\_\_

(2) What's your favorite kind of book?

\_\_\_\_\_

## 3. Listen, read and write.

bookstore \_\_\_\_\_ science \_\_\_\_\_ page \_\_\_\_\_

Harry Potter \_\_\_\_\_ finish \_\_\_\_\_ few \_\_\_\_\_

## 4. Listen to the dialogue. Fill in the missing words.

Tom: Can we go to the \_\_\_\_\_ today, Dad?

Dad: Have you finished your \_\_\_\_\_?

Tom: Yes, I have.

Dad: Great. What books do you want to buy?

Tom: I want to buy a \_\_\_\_\_ book.

Dad: OK. Let's go. How are we going there?

Tom: Let's take a \_\_\_\_\_.



## 5. Fun with words.

(1) The sound **er** is the sound you hear in the word **nurse**. Circle the word whose red letters do not make that sound.

farm**er**

bird

doct**or**

pur**ple**

car

(2) Put the two short words together to make a longer word. Write it on the line.

book + store = \_\_\_\_\_

star + fish = \_\_\_\_\_

home + work = \_\_\_\_\_

story + book = \_\_\_\_\_

# LESSON 5

1. Listen to the text. Then read it aloud.

## In the Toy Shop



Tom's birthday is coming soon. His mother wants to buy a gift for him. Tom and his mother go to a toy shop.

Tom likes to play with puppets. He picks up a monkey puppet. He puts his hand in its body.

Tom moves his hand. The puppet opens and closes its mouth. Tom moves his hand again. The puppet nods its head and waves its arms.

It's fun to play with puppets!



Tom asks his mom, "Can I buy this monkey puppet?"

"Sure," says his mom.

"Thank you, Mom," says Tom.

## 2. Write T or F after each sentence.

(1) Tom and his mom go to a toy shop on Tom's birthday.

(2) When Tom moves his hand, the monkey puppet moves.

## 3. Listen, read and write.

puppet \_\_\_\_\_ shop \_\_\_\_\_ body \_\_\_\_\_

arm \_\_\_\_\_ birthday \_\_\_\_\_ move \_\_\_\_\_

## 4. Listen to the dialogue. Then answer the questions.

Jimmy: Hi, Jenny. You've got a new book.

Jenny: Yes. It's a gift for Tom.

Jimmy: A gift for Tom? Why?

Jenny: It's his birthday today.

Jimmy: No, it isn't today.

Jenny: Yes, it is.

Jimmy: Oh, no! I bought a gift for Tom,  
too, but I left it at home.

Jenny: What is it?

Jimmy: It's a *Harry Potter* book.

Jenny: *Harry Potter!*

Tom: Hi, Jenny! Hi, Jimmy! Look, I got a gift from Jane. It's a book.

Jenny and Jimmy: *Harry Potter!* Oh, no!



(1) Three children bought birthday gifts for Tom. Who are they?

\_\_\_\_\_

(2) What gifts did Tom get from the children?

\_\_\_\_\_



## LESSON 6

## 1. Listen to the text. Then read it aloud.

## In the Hospital



Tom is ill. His dad takes him to the hospital.

The doctor takes his temperature. His temperature is high. The doctor checks his throat. His throat is red.

“You have a cold,” says the doctor. “Take some medicine. Drink a lot of water. You need to have a good rest, too.”

“Can I go to school tomorrow?” asks Tom.

“No,” says the doctor. “You need to stay at home for a few days. You can go to school when your temperature is not high.”

“I see,” says Tom.

“Thank you, Doctor,” say Tom and his dad.

Doctors are great!





## 2. Finish the sentences with words from the text.

Tom is ill. He has a \_\_\_\_\_. He has a \_\_\_\_\_ temperature and his throat is \_\_\_\_\_. The doctor gave Tom some \_\_\_\_\_. He tells Tom to drink a lot of \_\_\_\_\_. He tells Tom to stay at \_\_\_\_\_ and have a good \_\_\_\_\_, too.

## 3. Listen, read and write.

hospital \_\_\_\_\_ throat \_\_\_\_\_ medicine \_\_\_\_\_  
cold \_\_\_\_\_ check \_\_\_\_\_ temperature \_\_\_\_\_

## 4. Listen to the text. Fill in the missing words. Then act it out.

*Jimmy has a toothache. He goes to see a dentist.*

*The \_\_\_\_\_ looks at Jimmy's \_\_\_\_\_. She sees a \_\_\_\_\_ in one of his teeth.*

Dentist: How often do you eat \_\_\_\_\_?

Jimmy: Every day.

Dentist: That's too much. Candy is bad for your teeth. Don't eat too much.

When do you brush your teeth?

Jimmy: In the morning.

Dentist: You need to \_\_\_\_\_ your teeth in the evening, too. You need to brush them for \_\_\_\_\_ minutes each time.

Jimmy: I see, doctor. Thank you.



## 5. Learn the proverb. Then translate it into Chinese.

An apple a day keeps the doctor away.

\_\_\_\_\_




# LESSON 7


## 1. Listen, look and say. Fill in the missing letters.




buil \_\_\_\_\_



\_\_\_\_\_pital



f \_\_\_\_\_




\_\_\_\_\_ch



um \_\_\_\_\_lla



\_\_\_\_\_book



roo \_\_\_\_\_



\_\_\_\_\_ppet

## 2. Finish the sentences with the words from the word box.

head throat arms legs feet hands face body

(1) My \_\_\_\_\_ is dry. Can you give me some water, please?

(2) My trousers cover my \_\_\_\_\_.

(3) When I am angry, I stamp my \_\_\_\_\_.

(4) When I am happy, I clap my \_\_\_\_\_.

(5) I wear my cap on my \_\_\_\_\_.

(6) A starfish has five \_\_\_\_\_.

(7) We need to play enough sports to keep our \_\_\_\_\_ healthy.

(8) The singer has a beautiful \_\_\_\_\_, but she does not sing well.



**3. Write a few sentences about each picture. The first one is done for you.**



This is the city. I can see tall buildings. I can see cars and buses. I can see police officers.



\_\_\_\_\_

\_\_\_\_\_

\_\_\_\_\_



\_\_\_\_\_

\_\_\_\_\_

\_\_\_\_\_



\_\_\_\_\_

\_\_\_\_\_

\_\_\_\_\_



\_\_\_\_\_

\_\_\_\_\_

\_\_\_\_\_



\_\_\_\_\_

\_\_\_\_\_

\_\_\_\_\_

Li Ping and his mother  
are traveling in Beijing.  
Tomorrow will be their last day.  
What are they going to do?





# UNIT 2



**LET'S GO SHOPPING!**



# LESSON 8

## 1. Listen to the text. Then act it out.

### Can We Go Shopping Tomorrow?

*Li Ping and his mother are visiting Beijing.*

*It is evening. Li Ping and his mother are in the hotel. They are talking about what to do tomorrow.*



Li Ping: Tomorrow will be our last day in Beijing. Can we go shopping?

Mother: That's a good idea. What do you want to buy?

Li Ping: I want to buy some CDs.

Mother: OK. I want to buy some clothes for you,  
your dad and me.

Li Ping: Where are we going to buy them?

Mother: Let's go to Wangfujing Street. We can  
buy everything there.

Li Ping: Great. Let's go there tomorrow!



## 2. Answer the questions.

(1) What will Li Ping and his mother do on their last day in Beijing?

\_\_\_\_\_

(2) What does Li Ping want to buy? What about his mother?

\_\_\_\_\_

## 3. Listen, read and write.

evening \_\_\_\_\_ hotel \_\_\_\_\_ last day \_\_\_\_\_

everything \_\_\_\_\_ tomorrow \_\_\_\_\_ go shopping \_\_\_\_\_

## 4. Listen to the text. Fill in the missing words.



Welcome to Wangfujing Street!

Wangfujing Street is a very big place. There are many \_\_\_\_\_ on the street. You can buy \_\_\_\_\_ you need here. Many people go \_\_\_\_\_ here. There are also some good \_\_\_\_\_ here. You can eat different kinds of Beijing \_\_\_\_\_ in the restaurants.



## 5. Pretend you are going shopping with your parents. Make a shopping list.

Mother

Father

Me

_____	_____	_____
_____	_____	_____
_____	_____	_____
_____	_____	_____

# LESSON 9

## 1. Listen to the text. Then act it out.

### Looking for a Department Store




*Li Ping and his mother are looking for a department store.*

Li Ping: Officer, is there a department store near here?

Police officer: Yes. There's a big department store on Wangfujing Street.

Li Ping: Can we take a bus there?

Police officer: You don't need to take a bus. It's not far. You can walk there. Go straight to the traffic light. Then turn left. You'll see it on your right.



Li Ping: Go straight and turn left.  
It's on my right.

Police officer: That's right.

Li Ping: Thanks a lot.

*Li Ping and his mother are happy to find the department store.*

## 2. Listen, read and number.

- (1) The mailbox is on Xinhua Street.
- (2) The mailbox is in front of the cinema.
- (3) The mailbox is beside the department store.
- (4) The mailbox is between the hotel and the post office.




## 3. Listen, read and write.


hotel \_\_\_\_\_ department \_\_\_\_\_ look for \_\_\_\_\_  
 store \_\_\_\_\_ mailbox \_\_\_\_\_ far \_\_\_\_\_

## 4. Listen to the dialogue. Fill in the missing words. Then work in pairs.


 Is there a \_\_\_\_\_ near here?

 Yes. It's on Xinhua Street. It's beside a big \_\_\_\_\_.

 Is it \_\_\_\_\_?

 No, it isn't. You can \_\_\_\_\_ there.

 Thank you.

 You're \_\_\_\_\_.





# LESSON 10

## 1. Listen to the text. Then act it out.

### Going to Buy CDs

*Li Ping and his mother are in the department store. They want to buy some CDs.*



1st Floor: Cakes Chocolates Drinks



2nd Floor: Clothing Shoes Caps



3rd Floor: CDs Books Toys

*Now Li Ping and his mother are on the third floor, but they cannot find the music department.*

Mother: Ms, where's the music department?

Salesperson: Go straight. Then turn left.  
It's on your left.

Mother: Thank you.

Salesperson: You're welcome.



*Li Ping and his mother come to the music department. Li Ping is happy to see so many CDs.*

## 2. Tick the correct answer to finish each sentence.

- (1) Li Ping and his mother find CDs on the \_\_\_\_\_.
- A. 1st floor                      B. 2nd floor                      C. 3rd floor
- (2) Li Ping sees many \_\_\_\_\_ when he comes to the music department.
- A. books                      B. CDs                      C. drinks

## 3. Listen, read and write.

CD \_\_\_\_\_                      clothing \_\_\_\_\_                      salesperson \_\_\_\_\_

Ms \_\_\_\_\_                      straight \_\_\_\_\_                      different \_\_\_\_\_

## 4. Write two sentences for each picture. The first one is done for you.



- (1) department store, everything
- A department store is a big shop.
- We can buy everything there.



- (2) clothing store, clothes

---

---



- (3) shoe store, shoes

---

---

# LESSON 11

## 1. Listen to the text. Then act it out.

### Buying a Jacket

*Li Ping and his mother come to the children's clothing department. Li Ping sees a blue jacket.*

Salesperson: Can I help you?

Li Ping: Yes, please. I want to buy this blue jacket.

Salesperson: What size do you wear, please?

Li Ping: I wear Large.



*The salesperson finds a Large size and gives it to Li Ping. Li Ping puts it on, but it is too big. The salesperson gives Li Ping a Small size. Li Ping puts it on.*

Mother: It looks great on you. Let's take it. How much is it?

Salesperson: It's 135 yuan.

Mother: Here you are.

Salesperson: Thank you.



## 2. Tick the correct answer to finish each sentence.

- (1) Li Ping and his mother are buying a \_\_\_\_\_ for Li Ping.  
A. CD                                      B. shirt                                      C. jacket
- (2) The Large size jacket \_\_\_\_\_ Li Ping.  
A. is too small for                      B. is too big for                      C. looks great on
- (3) How much is the jacket?  
A. It's 35 yuan                              B. It's 135 yuan                              C. It's 153 yuan

## 3. Listen, read and write.

clothing \_\_\_\_\_                      jacket \_\_\_\_\_                      salesperson \_\_\_\_\_  
size \_\_\_\_\_                      large \_\_\_\_\_                      small \_\_\_\_\_

## 4. Listen to the dialogue. Then work in pairs. The first one is done for you.

Salesperson: Can I help you?

Li Ping: Yes. I want to buy this shirt.

Salesperson: What size do you wear?

Li Ping: I wear Small.

Salesperson: Here you are.

Li Ping: Thank you.

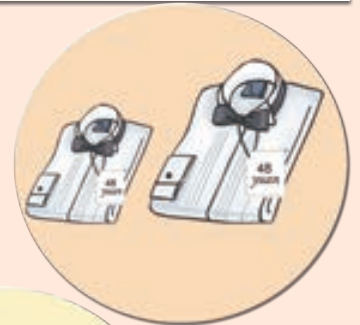
Salesperson: It looks great on you.

Li Ping: Thanks. How much is it?

Salesperson: It's 48 *yuan*.

Li Ping: Here you are.

Salesperson: Thank you.





# LESSON 12

## 1. Listen to the text. Then act it out.

### Buying Food for Dinner



*There is a supermarket beside the department store. Li Ping and his mother go into the supermarket. They are going to buy some food for dinner.*



They pick up some bread and meat to make sandwiches.



They pick up some apples and bananas to make a fruit salad.



They pick up chicken and milk. They pick up a box of chocolates.

Salesperson: Can I help you?

Mother: Yes, please. Here's our food. How much is it?

Salesperson: Let me see. OK. The total is 128 yuan.

Mother: Great. Here you are.

Salesperson: Thank you.



## 2. Write T or F after each sentence.

- |  |  |
|--|--|
| (1) Li Ping and his mother buy food in a food store.           |  |
| (2) Li Ping and his mother buy a box of chocolates.            |  |
| (3) Li Ping and his mother buy some fruit.                     |  |
| (4) Li Ping and his mother eat dinner in the department store. |  |

## 3. Listen to the sentence. Tick the missing word in the ( ) to finish the sentence. Write the word on the line.

- (1) Jane \_\_\_\_\_ (buys, takes) an apple from the fruit basket and eats it.
- (2) When I am hungry, I love to eat \_\_\_\_\_  
(bananas, oranges) with yogurt.
- (3) I love vegetable \_\_\_\_\_ (salad, juice) and  
fruit salad.
- (4) There is a nice little bookstore \_\_\_\_\_  
(beside, near) the supermarket.
- (5) \_\_\_\_\_ (Pears, Apples) are my favorite fruit.



## 4. Listen to the dialogue. Then work in pairs. The first one is done for you.



Can I help you?



Yes, please. I want to buy this sandwich.  
How much is it?



Six *yuan*.



Here you are.



Thanks.



# LESSON 13

## 1. Listen to the text. Then act it out.

### Getting Back to the Hotel

*Li Ping and his mother come out of the supermarket. They get lost. Li Ping goes to a police officer for help.*

Li Ping: Excuse me, Officer.

Police officer: Can I help you?

Li Ping: Yes, please. We're new here.  
We're lost.

Police officer: Where do you want to go?

Li Ping: We're staying in Jinshan Hotel.

Police officer: Jinshan Hotel is far away from here. Take the subway first and get off at Xizhimen Station. Then take the number 438 bus for nine stops.

Li Ping: Thank you.



*Li Ping and his mother are happy to be back at their hotel.*

## 2. Finish the sentences with words from the text.

- (1) Li Ping and his mother are \_\_\_\_\_ when they come out of the supermarket. They go to a police \_\_\_\_\_ for help.
- (2) Li Ping and his mother will take the \_\_\_\_\_ first. Then they will take the \_\_\_\_\_438 bus to go back to their \_\_\_\_\_.

## 3. Listen, read and write.

near \_\_\_\_\_ stop \_\_\_\_\_ station \_\_\_\_\_  
number \_\_\_\_\_ lost \_\_\_\_\_ get lost \_\_\_\_\_

## 4. Match the sentences.

The traffic in the street is very heavy.

That's too bad.

My school isn't far away from my home.

She can't find her home.

The little girl is lost.

Let's take the subway home.

How can I get to the Beijing Zoo?

I walk to school.

I lost my bike.

Take the number 105 bus.

## 5. Learn the proverb. Then translate it into Chinese.

East or west, home is the best.


\_\_\_\_\_





# LESSON 14

1. Listen, look and say. Fill in the missing letters.



depart \_\_\_\_\_ store



clo \_\_\_\_\_ store



\_\_\_\_\_ store



\_\_\_\_\_ market



\_\_\_\_\_ tel



\_\_\_\_\_ office



\_\_\_\_\_ person



\_\_\_\_\_ wich



\_\_\_\_\_ lad



\_\_\_\_\_ colate



\_\_\_\_\_ it



mail \_\_\_\_\_

**2. Question words and their answers: We use the words **where**, **when**, **what**, **which**, **why**, **who**, **whose** and **how** to ask questions.**

(1) Read the examples.

Questions	Answers
Where do you live?	I live in Shanghai.
When is your birthday?	My birthday is on January 1.
What do you want to buy?	I want to buy some CDs.
Which jacket do you want to buy?	I want to buy the blue one.
Why are you so happy today?	Because today is my birthday.
Who is your math teacher?	Wang Xiao is my math teacher.
Whose jacket is this?	It's my father's jacket.
How can I get to the cinema?	Take the number 3 bus.

(2) Ask a question with each of the question words. Then answer the question.

Questions	Answers

Little Ellen keeps a diary every day.  
She writes down what happens.  
She writes down what she plans to do.  
Do you keep a diary?  
If not, start today!



# UNIT 3



## LITTLE ELLEN'S DIARY



## LESSON 15

1. Listen to the text. Then read it aloud.

In My Home



Day: Monday

Tom came to my home today.

Tom wanted to play with my big red bus. "Can I play with this big red bus?" asked Tom.

"No, you can't," I said.

Tom put down my big red bus. He picked up my big black bus.

"Can I play with this big black bus?" asked Tom.

"No, you can't,"

I said. I took my big black bus back from Tom. He cried and went home.

Mom came to my room. She said that was not nice. I was very sad.

Tomorrow I will go to Tom and say I'm sorry to him.



## 2. Answer the questions.

(1) Who came to Ellen's home?

\_\_\_\_\_

(2) What did Tom want to play with?

\_\_\_\_\_

## 3. Follow the directions.

(1) Write the past tense of the verbs.

play \_\_\_\_\_

want \_\_\_\_\_

ask \_\_\_\_\_

pick \_\_\_\_\_

put \_\_\_\_\_

cry \_\_\_\_\_

(2) Match the verbs with their past tense.

come

said

say

went

take

was

am

did

go

came

do

took

## 4. Listen to the story. Then work in groups.

It's four o'clock in the afternoon. Ellen is in her classroom. She can't find her picture book in her desk.



I put my picture book in my desk this morning. Where is it?



I picked up a picture book from the floor. I gave it to our teacher.



## LESSON 16

## 1. Listen to the text. Then read it aloud.

## On the Playground



Day: Tuesday

It was nice today. I went to the playground. Some children were playing on the swings. Jane was waiting for her turn.

It was Jane's turn next, but I wanted to play first.

"It's my turn," said Jane.

"No, it's not your turn," I said.

I pushed Jane and she fell off the

swing. I played on the swing first.

Jane hurt her arm and cried. Some children helped her. My teacher came up to me. She said that was not nice. I was very sad.

Tomorrow I will go to Jane and say I'm sorry to her.





## 2. Write T or F after each sentence.

(1) Ellen came to play with Jane on the playground.

(2) Jane waited for her turn to play on the swing.

(3) Jane cried because she wanted to play on the swing first.

## 3. Listen, read and write.

Tuesday \_\_\_\_\_ playground \_\_\_\_\_ swing \_\_\_\_\_

push \_\_\_\_\_ hurt \_\_\_\_\_ turn \_\_\_\_\_

## 4. Write the past tense of the verbs on the lines.

go \_\_\_\_\_ is \_\_\_\_\_ have \_\_\_\_\_ fall \_\_\_\_\_

cry \_\_\_\_\_ are \_\_\_\_\_ push \_\_\_\_\_ help \_\_\_\_\_

## 5. Finish the sentences with the words from the word box.

cried      had      was      said      fell

(1) I \_\_\_\_\_ late for school this morning.

I \_\_\_\_\_ I was sorry to my teacher.



(2) My friend Jane \_\_\_\_\_ off the swing this afternoon.

She hurt her leg and \_\_\_\_\_.



(3) Our English teacher was ill today.

We did not have our English class. We \_\_\_\_\_ a Chinese class.






# LESSON 17

1. Listen to the text. Then read it aloud.

## At the Zoo



Day: Wednesday

I went to the zoo with my friends today. I saw a lot of animals there.

First, we went to see the peacocks. We fed them. One of the peacocks was happy. He opened his beautiful tail and danced for us. We all clapped our hands.

Then we went to see the hippos. The hippo is a large animal. It has a big mouth and big teeth. It has a short tail and short legs. Hippos like to stay in the water.

It was getting dark. We went home by bus. We were tired, but we were very happy.

## 2. Listen to the dialogue. Fill in the missing words.

Tony: Ellen, where did you go today?

Ellen: I went to the \_\_\_\_\_ with my friends.

Tony: What did you \_\_\_\_\_ there?

Ellen: We saw peacocks and \_\_\_\_\_.



## 3. Listen, read and write.

Wednesday \_\_\_\_\_ zoo \_\_\_\_\_ hippo \_\_\_\_\_

peacock \_\_\_\_\_ feed \_\_\_\_\_ tired \_\_\_\_\_


## 4. Write the past tense of the verbs on the lines.

open \_\_\_\_\_ clap \_\_\_\_\_ have \_\_\_\_\_ feed \_\_\_\_\_

dance \_\_\_\_\_ can \_\_\_\_\_ do \_\_\_\_\_ see \_\_\_\_\_

## 5. Finish each sentence with **is, are, was or were**.

### Fun Zoo in 1996



There \_\_\_\_\_ one hippo.

The trees \_\_\_\_\_ small.

There \_\_\_\_\_ three peacocks.

### Fun Zoo now



There \_\_\_\_\_ two hippos.

The trees \_\_\_\_\_ big.

There \_\_\_\_\_ one peacock.

# LESSON 18

1. Listen to the text. Then read it aloud.

## At the Park



Day: Thursday

I went to the Children's Park with my friends today. We planted trees there.

First, we dug holes in the ground. We put the small trees in the holes and covered up the holes with earth. We stamped on the earth. We watered the new trees.

In the afternoon, it began to rain. There were a lot of puddles on the ground. We ran in the rain and played in the puddles.

I planted trees and had fun with my friends. I had a great day.





## 2. Listen, read and write.

Thursday \_\_\_\_\_ dig \_\_\_\_\_ ground \_\_\_\_\_  
afternoon \_\_\_\_\_ puddle \_\_\_\_\_ hole \_\_\_\_\_

## 3. Match the verbs with their past tense.

water plant dig put run go begin stamp

began stamped went dug put ran planted watered

## 4. Finish the sentences with the words from the word box.

throw cross play plant are  
threw crossed played planted were

### King Park in 1998



People \_\_\_\_\_ the lake by boats.  
People \_\_\_\_\_ trash on the ground.  
Children \_\_\_\_\_ in the puddles.  
People \_\_\_\_\_ trees.  
The trees \_\_\_\_\_ short.

### King Park now



People \_\_\_\_\_ the lake by ship.  
People \_\_\_\_\_ trash into the trashcan.  
Children \_\_\_\_\_ on the playground.  
People \_\_\_\_\_ flowers.  
The trees \_\_\_\_\_ tall.



## LESSON 19

## 1. Listen to the text. Then read it aloud.

## A Bike Ride



Day: Friday

It was a sunny autumn day. My cousin Jimmy and I rode our bikes to the countryside.

Jimmy and I were happy. We rode fast. I wanted to ride faster. Suddenly my bike hit a rock and I fell off my bike. I hurt my leg. Jimmy took me to the doctor.

The doctor helped me with my

leg. Then he said to us, "Don't ride your bike too fast. It's dangerous."

"OK. Thank you, doctor," said Jimmy and I.

Jimmy took me home. He is a good cousin.

I will not ride my bike too fast any more.



## 2. Answer the questions.

(1) How did Jimmy and Ellen go to the countryside?

\_\_\_\_\_

(2) Who fell off the bike and got hurt?

\_\_\_\_\_

## 3. Listen, read and write.

Friday \_\_\_\_\_ cousin \_\_\_\_\_ suddenly \_\_\_\_\_

hit \_\_\_\_\_ rock \_\_\_\_\_ dangerous \_\_\_\_\_

## 4. Match each sentence to the correct picture.

(1) We took a bus to Tian'anmen Square this morning.

(2) The girl fell to the ground.

(3) The car hit a big tree, and the man hurt his head.

(4) My father cleaned his car this afternoon.



## 5. Learn the proverb. Then translate it into Chinese.

A friend in need is a friend indeed.

\_\_\_\_\_



## LESSON 20

1. Listen to the text. Then read it aloud.

Fun with Autumn Leaves



Day: Saturday

It was a nice autumn day. I went to play in the park with my friends.

There were a lot of colorful leaves on the ground. They were red, orange, yellow, green and brown. We made them into a big pile and jumped into it.

Jimmy picked up some leaves. He threw them into the air. The

leaves fell on our heads.

We shouted, jumped and laughed.

Then we took out a piece of paper. We put some leaves on it. We made a beautiful picture.

It will be Sunday tomorrow. I will stay at home and do my homework.





## 2. Finish the sentences with words from the text.

Ellen and her friends went to play in the \_\_\_\_\_. There were a lot of colorful \_\_\_\_\_ on the ground. They made the leaves into a \_\_\_\_\_. They \_\_\_\_\_ into the pile. Then they made a beautiful \_\_\_\_\_ with the colorful leaves on a piece of \_\_\_\_\_.

## 3. Listen, read and write.

Saturday \_\_\_\_\_ colorful \_\_\_\_\_ pile \_\_\_\_\_  
laugh \_\_\_\_\_ shout \_\_\_\_\_ picture \_\_\_\_\_

## 4. Write the past tense of the verbs on the lines.

jump \_\_\_\_\_ pick \_\_\_\_\_ put \_\_\_\_\_ go \_\_\_\_\_  
laugh \_\_\_\_\_ throw \_\_\_\_\_ fall \_\_\_\_\_ take \_\_\_\_\_

## 5. Look at the picture. Read the sentences. Tick the sentence that tells about the picture.



- (1) George made a little man.  
A. The little man ran away.  
B. The little man jumped up.



- (2) The children cut the paper into small pieces.  
A. They threw them into the air.  
B. They threw them into the trashcan.



- (3) I walked to school this morning.  
A. My mother rode a bike to work.  
B. My father rode the bus to work.



# LESSON 21

**1. Look at the schedule. Then write what Ellen did last week. The first one is done for you.**

- Sunday go to the park
- Monday go to see a film
- Tuesday go to the beach
- Wednesday go to the hospital for a check-up
- Thursday go to see her grandma and grandpa
- Friday help mom clean the house
- Saturday go to the bookstore

(1) Ellen went to the park on Sunday.

- (2) \_\_\_\_\_
- (3) \_\_\_\_\_
- (4) \_\_\_\_\_
- (5) \_\_\_\_\_
- (6) \_\_\_\_\_
- (7) \_\_\_\_\_

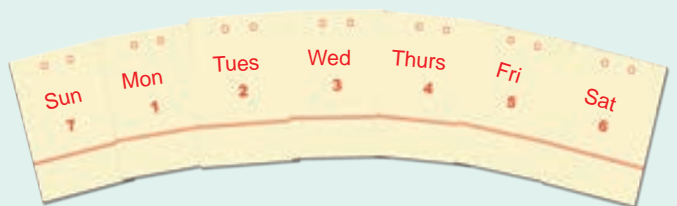
**2. Let's sing!**

There are seven days.

There are seven days.

There are seven days in a week.

Sunday, Monday, Tuesday, Wednesday, Thursday, Friday, Saturday.



### 3. Work out the riddle. Write the answer on the line.

(1) I'm tall. I have green leaves in spring. My leaves turn brown in autumn and fall to the ground.

I'm a \_\_\_\_\_.


(2) I'm a place in the city. I'm big and clean. I have a lot of green grass and trees. Many people come to me on Saturday and Sunday. Children like to play in me.

I'm a \_\_\_\_\_.

(3) I'm water. I fall from the clouds in the sky. I can make puddles on the ground. I can water the grass and trees in the fields. People use umbrellas when I fall.

I'm \_\_\_\_\_.

### 4. Write a riddle for each picture.



---

---

---

---

---

---

---

---

---

---

Where do you live?  
In the city or in the countryside?  
Wherever you live,  
It is somewhere on the Earth.  
We all live together on the Earth.  
Let's learn about the Earth!



# UNIT 4




**HOW MUCH  
DO YOU KNOW?**



## LESSON 22

**1. Listen to the text. Then read it aloud.****The Earth and the Moon**

The Earth goes around the sun. The moon goes around the Earth.



Do you know where we live? Yes. We live on the Earth. People, animals and plants all live on the Earth.

Is there life on the moon, too? No. The moon is very different from the Earth. There is no air on the moon. It is very hot during the day, and it is very cold at night. Nothing can live on the moon.









Some astronauts have visited the moon. Do you want to visit the moon someday?

## 2. Listen, read and write.

around \_\_\_\_\_ life \_\_\_\_\_ during \_\_\_\_\_  
nothing \_\_\_\_\_ someday \_\_\_\_\_ astronaut \_\_\_\_\_

## 3. Listen to the dialogue. Then work in pairs.

-  Where are you, Astronaut?  
 I'm on the moon.  
 What's the weather like on the moon?  
 It's very hot during the day.  
It's very cold at night.  
 Is there grass on the moon?  
 No. Nothing can grow on the moon.



## 4. Look, read and match.


(1) There are books in the schoolbag.

(2) There is a toy bus in the schoolbag.

(3) There is nothing in the schoolbag.



## 5. Write the name of the picture in the oval. Then circle what has life.



## LESSON 23

**1. Listen to the text. Then read it aloud.****The Earth and the Sun**

The Earth turns around on its own axis. That's why we have day and night. When our part of the Earth faces the sun, we have day. When our part of the Earth turns away from the sun, we have night.



When the sun rises, it is morning. People get up in the morning. Adults go to work and children go to school.

Noon comes at 12 o'clock. People have lunch around noon. After 12 o'clock, it is afternoon. Some people take a short nap in the afternoon.



When the sun goes down, it is evening. People go home and have dinner. When it is dark outside, it is night. Most people sleep at night.



## 2. Write T or F after each sentence.

(1) We have day and night because the Earth moves around the sun.

(2) When our part of the Earth moves away from the sun, we have night.

(3) The sun rises in the morning and goes down in the evening.

(4) People have lunch at noon and have dinner at night.

## 3. Listen, read and write.

own \_\_\_\_\_

axis \_\_\_\_\_

part \_\_\_\_\_

face \_\_\_\_\_

most \_\_\_\_\_

outside \_\_\_\_\_

## 4. Learn them.

the sun

child

morning

breakfast

the moon

adult

noon

lunch

the stars

man

afternoon

dinner

the Earth

woman

evening

snack

## 5. Work out the riddle. Write the word on the line. Circle that part of the picture.

I am a big ball of fire in the sky.  
The Earth goes around me. You  
see me rise in the morning and  
go down in the evening.

What am I?

I am the \_\_\_\_\_.





## LESSON 24

## 1. Listen to the story. Then read it aloud.

## SOS



One day, Sally was walking along the beach with her parents. They saw a man fishing in the ocean. Suddenly some big waves came. The man climbed up the rocks. He shouted, "HELP! HELP!"



Sally and her parents wanted to help, but they did not know how. Then they saw a helicopter in the sky. They wrote SOS in the sand. The pilot saw the word SOS. He saw the man, too. The helicopter flew to the man.

## 2. Write a few sentences to finish the story.

---



---



---



---



### 3. Listen, read and write.

SOS \_\_\_\_\_ parent \_\_\_\_\_ write (wrote) \_\_\_\_\_

wave \_\_\_\_\_ helicopter \_\_\_\_\_ fly (flew) \_\_\_\_\_

### 4. Listen to the text. Fill in the missing words.

This is a picture of the \_\_\_\_\_.

The Earth looks beautiful. It is blue and brown. \_\_\_\_\_ is the color of the ocean. \_\_\_\_\_ is the color of the land.

People live on \_\_\_\_\_. Some animals live on land and others live in \_\_\_\_\_. Most plants \_\_\_\_\_ on land and others grow in water.



### 5. Bob is a reporter. He is interviewing Mike. Listen to the interview. Then work in pairs.

Bob: My name is Bob. Can I ask you some questions?

Mike: Sure.

Bob: What's your name?

Mike: My name is Mike.

Bob: What do you want to be when you grow up?

Mike: I want to be a pilot.

Bob: Why do you want to be a pilot?

Mike: I want to fly a plane.

Bob: That's great!



## LESSON 25

## 1. Listen to the story. Then read it aloud.

## Safe in a Storm



The sun is not shining. The clouds are black. A strong wind is blowing. A storm is coming. Jimmy and Betty are running to a tree.



Jimmy and Betty are standing under the tree. It is raining, but they are dry. A man is shouting, "Children, don't stand under the tree. It's dangerous!"



Jimmy and Betty are running away from the tree. Lightning hits the tree. Jimmy and Betty are running home in the rain. They are wet, but they are safe.



**2. Draw 😊 or ☹️ after each sentence.**

(1) Stay outside and look at the lightning storm.



(2) Stand under a big tree in a storm.



(3) Use an umbrella when the wind is very strong.



(4) Stay in a building when a storm is coming.



**3. Read the words in the word box. Write them under the correct pictures.**


sun

strong wind

clouds

lightning

heavy rain



\_\_\_\_\_

\_\_\_\_\_

\_\_\_\_\_

\_\_\_\_\_

\_\_\_\_\_

**4. Look, read and match.**

The thief hits the woman with a stick.

The boy hits the ball high into the air.

The sun is shining.

The clouds are black.





## LESSON 26

## 1. Listen to the story. Then read it aloud.

## When Will Spring Come?



“Come to the cave, Baby Bear,” said Mother Bear. “Winter is here. It’s time to sleep.”

“When will spring come?” asked Baby Bear. Mother Bear said, “When you see butterflies among the flowers and swallows in the trees, spring will come.”



Baby Bear went to sleep. Then he woke up. He went out of the cave. He saw some small brown birds.

“Wake up, Mother!” cried Baby Bear. “It’s spring!”

Mother Bear went out to look. She could only see white snow. “It’s still winter, my baby. Look at the snow.”

Baby Bear went back to sleep again.



**2. Write a few sentences to finish the story.**

---

---

---

---

---



**3. Listen, read and write.**

cave \_\_\_\_\_ swallow \_\_\_\_\_ still \_\_\_\_\_  
only \_\_\_\_\_ woke \_\_\_\_\_ cried \_\_\_\_\_

**4. Circle the names of the animals that sleep in winter.**

frog turtle rooster mouse swallow butterfly bear

**5. Find a word in the story. Write it under the picture.**



## LESSON 27

## 1. Listen to the story. Then read it aloud.

## The Circle of Life



Tabby was my pet cat. She was a birthday gift from my grandma. I was very happy to have her. We played in the garden. I brushed and fed her every day. At night, she slept in my room.

Tabby grew up. She became a mother. She had three babies.



Tabby grew old. She could not run. She walked slowly. She did not eat much.



Tabby was ill. She could not get up. We took her to the pet hospital. The doctor gave her some medicine, but she could not take it. Then she closed her eyes and died.

## 2. Listen, look and number.



## 3. Match the verbs with their past tense.

brush has can feed sleep grow become take give die

slept brushed could became fed grew had gave died took

## 4. Listen to the dialogue. Then work in pairs.

Tom: Ellen, do you have a pet?

Ellen: Yes, I do.

Tom: What is it?

Ellen: It's a dog.

Tom: What's his name?

Ellen: His name is Tiger.

Tom: How old is he?

Ellen: He's three years old.

Tom: What do you do with him?

Ellen: We do a lot of things together. We play ball on the playground. We take a walk in the garden.






# LESSON 28

1. Listen, look and say. Fill in the missing letters.



Ear \_ \_



\_ \_ n



m \_ \_ n



st \_ \_ s




\_ \_ y




\_ \_ ght



\_ \_ \_ ning



n \_ \_ n



after \_ \_ \_ \_




eve \_ \_ \_ \_



\_ \_ cean




\_ \_ and



pea \_ \_ \_ \_



swal \_ \_ \_ \_



st \_ \_ \_ \_

## 2. Finish the sentences with the words from the word box.


sleep      medicine      moon      axis      storm      Earth  
day      sun      visit      fly      rises      down


- (1) It is dangerous to stand under a tree in a \_\_\_\_\_.
- (2) We take \_\_\_\_\_ when we are ill.
- (3) Bears \_\_\_\_\_ in winter.
- (4) Swallows \_\_\_\_\_ to warm places in autumn.
- (5) The sun \_\_\_\_\_ in the morning and goes \_\_\_\_\_ in the evening.
- (6) The \_\_\_\_\_ goes around the sun.
- (7) The Earth turns around on its own \_\_\_\_\_.
- (8) When our part of the Earth faces the sun, it is \_\_\_\_\_. When it turns away from the \_\_\_\_\_, it is night.
- (9) There is no life on the \_\_\_\_\_.
- (10) I want to \_\_\_\_\_ the moon someday. Do you?

## 3. Let's sing!

It's morning and I see  
A golden sun rising in the sky.  
It's afternoon and I see  
The warm sun going down.


It's evening and I see  
A red sun setting on the sea.  
It's night and I see  
The silver moon and bright stars.





Animals help us in many ways.  
Hens give us eggs and  
pigs give us meat to eat.  
Cows help on the farm and  
camels help in the desert.

But some animals are lazy.  
Let's read the story about the  
farmer and the lazy animals  
on the farm.



# FUN READING



## THE FARMER AND THE LAZY ANIMALS





Once upon a time, there was a farmer who lived on a farm with a lazy cat, a lazy dog and a lazy pig.

The farmer worked very hard in the field, but the cat, the dog and the pig never helped him.



It was spring. It was time to plant wheat.

“Who will help me plant the seeds?” asked the farmer.

“Not I,” said the lazy cat.

“Not I,” said the lazy dog.

“Not I,” said the lazy pig.

The cat, the dog and the pig went to chase birds in the field.



“Then I’ll do it myself,” said the farmer. He planted the seeds all by himself.



Soon the wheat began to grow. It was time to water it.

“Who will help me water the wheat?” asked the farmer.



“Not I,” said the lazy cat.

“Not I,” said the lazy dog.

“Not I,” said the lazy pig.

The cat, the dog and the pig went to play ball on the lawn.

“Then I’ll do it myself,” said the farmer. He watered the wheat all by himself.



It was summer. The wheat was ripe. It was time to cut it.

“Who will help me cut the wheat?” asked the farmer.



“Not I,” said the lazy cat.

“Not I,” said the lazy dog.

“Not I,” said the lazy pig.

The cat, the dog and the pig went to kick the shuttlecock in the shade of a tall tree.

“Then I’ll do it myself,” said the farmer. He cut the wheat all by himself.





Now all the wheat was cut.  
It was time to carry it home.

“Who will help me carry the wheat home?”



“Not I,” said the lazy cat.

“Not I,” said the lazy dog.

“Not I,” said the lazy pig.

The cat and the dog went to play on the lawn. The pig went to roll in the mud.

“Then I’ll do it myself,” said the farmer. He carried the wheat home all by himself.







Now it was time to grind the wheat into flour. "Who will help me grind the wheat into flour?" asked the farmer.



"Not I," said the lazy cat.

"Not I," said the lazy dog.

"Not I," said the lazy pig.

The cat, the dog and the pig went to take a nap behind the farmhouse.

"Then I'll do it myself," said the farmer. The farmer ground the wheat into flour all by himself.





The farmer was hungry. The cat, the dog and the pig were hungry, too. It was time to cook dinner.


“Who will help me cook dinner?” asked the farmer.

“Not I,” said the lazy cat.

“Not I,” said the lazy dog.

“Not I,” said the lazy pig.

The cat, the dog and the pig went to watch TV in the living room.



“Then I’ll do it myself,” said the farmer. He cooked a lot of delicious food all by himself.



Now dinner was ready. It was time to eat. The cat, the dog and the pig raced to the dinner table. They asked the farmer, "Can we eat the food with you?"

"No, you can't!" said the farmer.

"I did all the work myself, so I will eat the food myself." The farmer ate the food all by himself.



all by himself	完全自己	(66)
chase	追赶	(66)
delicious	美味的, 可口的	(71)
flour	面粉	(70)
grind (ground)	磨 (碎)	(70)
lawn	草坪	(67)
lazy	懒惰的	(66)
living room	客厅	(71)
mud	泥浆	(66)

myself	我自己	(66)
never	从来不	(66)
once upon a time	从前	(66)
race	赛跑, 疾走	(72)
ripe	已成熟的	(68)
roll	打滚	(69)
shade	阴凉处	(68)
wheat	小麦	(66)

# VOCABULARY

## A

adult 成人	(52)
afternoon 下午	(35)
along 沿着；向前	(54)
among 在……中	(58)
any 丝毫的；一些	(42)
not... any more 不再	(42)
arm 胳膊	(10)
around 环绕，大约	(50)
*axis 轴	(52)

## B

blow (blew) 吹，刮风	(56)
building 建筑物，房屋	(2)
busy 忙的，繁忙的	(2)

## C

*castle 城堡	(6)
cave 洞，穴	(58)
*clothing 衣服，服装	(22)
colorful 富有色彩的	(44)
cousin 堂表兄弟 / 姐妹	(42)
*crow 啼叫，报晓	(4)

## D

dangerous 危险的	(42)
*department 部，部门	(20)
department store 百货商店	(20)
dig (dug) 挖	(40)
during 在……期间	(50)

## E

evening 晚上	(13)
everything 每件东西，每件事	(18)

excuse 原谅，宽恕	(28)
--------------	------

## F

face 面向，面对着	(52)
film 电影	(2)
finish (finished) 完成，结束	(8)
Friday 星期五	(42)
front 前面，正面	(21)

## H

helicopter 直升飞机	(54)
hippo 河马	(38)
hit (hit) 碰撞，打击	(42)
hotel 旅馆	(18)
hurt (hurt) 受伤	(36)

## I

its 它的	(10)
--------	------

## J

jacket 夹克(衫)，短上衣	(24)
------------------	------

## L

land 陆地	(55)
large 大的	(24)
last 最后的	(18)
laugh 笑	(44)
leave (left) 留下；离开	(11)
life 生命，生活	(50)
*lightning 闪电	(56)
*lost 迷路的	(28)

## M

*mailbox 信箱	(21)
Monday 星期一	(34)
more 更多的；额外的量	(42)



most 大多数的 (52)  
move 移动 (10)

## N

nap 小睡 (52)  
next 其次, 然后 (36)  
noon 正午 (52)  
nothing 什么也没有 (50)  
number 号码 (28)

## O

only 仅仅 (58)  
own 自己的 (52)

## P

page 页 (8)  
part 部分 (52)  
\*peacock 孔雀 (38)  
piece 张(片等) (44)  
\*pile 堆 (44)  
place 地方 (2)  
playground 游戏场, 运动场 (36)  
\*puddle 水坑 (40)  
puppet 木偶, 手偶 (10)  
push 推 (36)

## Q

question 问题 (55)

## R

restaurant 饭馆, 饭店 (2)  
rise (rose) 升起 (4)  
rock 石头, 石块 (42)  
rooster 公鸡 (4)

## S

safe 安全的 (56)  
salad 沙拉 (26)  
\*salesperson 售货员, 推销员 (22)  
Saturday 星期六 (44)

science 科学 (8)  
shell 贝壳 (6)

shout 呼喊, 叫喊 (44)

size 尺码, 尺寸 (24)

slowly 慢地 (60)

\*someday 将来某一天 (50)

soon 不久, 很快 (10)

\*SOS 紧急呼救信号 (54)

starfish 海星 (6)

station 地铁站, 火车站 (28)

store 商店 (20)

storm 暴风雨 (56)

suddenly 突然地 (42)

swallow 燕子 (58)

## T

thing 物, 东西, 事情 (61)

\*throat 喉咙, 咽喉 (12)

Thursday 星期四 (40)

tomorrow 明天 (12)

\*toothache 牙疼 (13)

\*total 总的, 全部的 (26)

Tuesday 星期二 (36)

## W

wave 波浪 (54)

Wednesday 星期三 (38)

which 哪一个, 哪一些 (31)

wind 风 (56)

word 词, 字, 话 (54)

write (wrote) 写 (54)

注释: 带 \* 的单词不要求掌握, 只需要在上下文中理解。

## 后 记

清华版小学《英语》（一年级起点）教材是由清华大学“大、中、小学一条龙英语教学”研究与实践项目组编写的。

清华大学“大、中、小学一条龙英语教学”研究与实践项目开始于1998年，至今已历时十多个年头。这个项目在研究进程中，先后受到国家社会科学基金项目、教育部高教司英语教学改革项目和清华大学985项目等多个项目的支持。经过十多年的教学与研究，这个项目取得了许多重要成果，赢得了有关专家、教师、家长和学生们的广泛好评，在全国基础英语教育界享有很高的声誉。中央电视台、北京电视台、清华大学电视台、《北京日报》、*China Daily*、《外语教学与研究》《中小学外语教学》《人民教育》等多种媒体先后报道、刊登该项实验的有关成果，在社会上引起了较大反响。清华大学于2006年授予这个项目“清华大学教学成果奖”一等奖。清华版小学《英语》（一年级起点）教材是该项目的重要研究成果之一。

本套教材力求体现世界先进的教育思想、新的语言观和外语学习观，突出语言的交际功能及其人文性特点，以发展语言实践能力为主线，以培养学生用英语进行交际的能力为最终目标，同时注重培养学生的学习兴趣，提高学生的综合人文素养，从根本上体现了教育部制定的义务教育《英语课程标准》的基本教育理念和教育思想。过去十多年的英语教学实验证明，完成本教材学习的学生，能够对英语学习产生强烈的兴趣，习得良好的英语语感，具备较高的听、说能力和初步的读、写能力，进入中学后在英语学科上具有明显的优势。


本套教材的研究与实践，是在清华大学“大、中、小学一条龙英语教学”研究与实践项目领导小组的领导下，在专家顾问委员会的指导下，在小学英语教材编写委员会全体成员的共同努力下完成的。参加本次义务教育教科书编写的人员，除主编和副主编外，还有清华附小的马艳红、范敏、王洁、陈新蕾、张美新、芦荣、俞琨、王奇志、黄耀华、蔡建敏、赵若冰、任丹，和北大附小的范冰、朱晓媛、李瑜、刘桂红。另外，国内外许多教育教学专家、学科专家、教研人员、一线教师，以及家长和学生，都对本套教材的编写与实践提出了许多宝贵的建议。特此一并致谢。

清华大学“大、中、小学一条龙英语教学”研究与实践项目组

2013年12月

于清华园

# ENGLISH



ISBN 978-7-302-34624-1



9 787302 346241 >

定价: 5.30 元