




义务教育教科书

全国优秀教材二等奖

英语

(一年级起点)

四年级下册



外语教学与研究出版社



义务教育教科书

全国优秀教材二等奖


英语

(一年级起点)

四年级下册

主 编：陈 琳 Printha Ellis (英)

副主编：鲁子问



外语教学与研究出版社

FOREIGN LANGUAGE TEACHING AND RESEARCH PRESS

北京 BEIJING

Name (姓名): _____ Class (班级): _____ School (学校): _____

出版人：徐建忠
项目统筹：王 芳 Charlotte Liu（加）
项目策划：徐秀芝 申 蓓
项目负责：申 蓓 陈海燕 邢印姝 Mary-Jane Newton（德）
责任编辑：王 凡 蒋广宁 林 芬
绘制设计：金 妮 张春玲

英语（一年级起点）
四年级下册 学生用书
主编：陈 琳 Printha Ellis（英）

基础教育出版分社：

地 址：北京市西三环北路19号 外研社大厦 基础教育出版分社（100089）
咨询电话：010-88819666（编辑部）/ 88819688（市场部）
传 真：010-88819422（编辑部）/ 88819423（市场部）
电子信箱：beed@fltrp.com
购书电话：010-88819928/9929/9930（邮购部）
购书传真：010-88819428（邮购部）





前 言

各位同学，你们好！欢迎大家学习本套英语教材！

2000年，外语教学与研究出版社与麦克米伦出版（中国）有限公司依据国家《义务教育 英语课程标准（实验稿）》共同组织开发了本套教材；作为我国第一套中小学“一条龙”英语教材，本套教材已出版使用十余年。2011年，基于新颁布的国家《义务教育 英语课程标准（2011年版）》，我们对教材进行了认真修订。

在修订后的小学教材中，我们为同学们保留了大家熟悉并喜爱的四个小伙伴——中国学生大明和玲玲、英国学生Sam和Amy，还增加了其他一些人物和小动物。他们会带领大家在一系列有趣的故事、对话、游戏、活动和歌曲中学习英语。

修订后的教材每册包括10个学习模块（Module）、一个复习模块（Review Module）、四个单词表、一个补充阅读（Reading for Pleasure）版块以及一个综合运用实践项目（Project）。每个学习模块分两个单元（Unit），一般情况下，第一单元呈现本模块所要学习的语言内容，第二单元提供若干任务型（Task-based）活动，包括一首歌曲、歌谣或韵句。学习模块的课文中呈现了一些语法内容，但不要求老师做理论的讲解，更不要求大家孤立地、脱离语境地掌握，只希望大家初步学会在恰当的语境中运用包含这些语法的句子。这一原则也希望老师在教学过程中以及家长在辅导孩子学习的时候注意。复习模块对前面10个模块所学的内容进行综合和融合性复习，使大家的语言知识和相应的语言技能得到进一步的巩固与提高。教材有四个单词表，包括：分模块按出现顺序收录的单词，按字母顺序收录的全书单词，歌曲、歌谣或韵句中出现的单词以及人名、地名。在歌曲、歌谣或韵句中出现的
新词，只要求理解，不要求学会运用。补充阅读为大家选用了篇幅短小、内容丰富、形式多样的材料。教材最后设计了一个综合运用实践项目，供同学们根据兴趣自由选择使用。

本套教材同时还配有对应的网络教材，可供同学们在线学习使用。

同学们，希望大家积极尝试，大胆实践，主动学做教材中的英语活动，努力学唱英语歌曲、歌谣和韵句。相信你们会在参与活动、完成任务的过程中体会到学习英语的乐趣，实现英语的灵活运用和自由交际。



NEW STANDARD ENGLISH

Contents



Module 1

Unit 1 Don't touch the machines, please!	2
Unit 2 Don't feed the fish!	5

Module 2

Unit 1 It's cheap.	8
Unit 2 It costs one hundred and eighteen <i>yuan</i>	11

Module 3

Unit 1 He shouted, "Wolf, wolf!"	14
Unit 2 She went into a shop.	17

Module 4

Unit 1 Dad played the <i>erhu</i>	20
Unit 2 I was very nervous.	23

Module 5

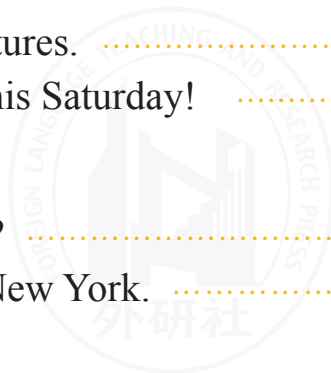
Unit 1 We're having a party.	26
Unit 2 He's drawing books and birds.	29

Module 6

Unit 1 I'll draw the pictures.	32
Unit 2 Let's have fun this Saturday!	35

Module 7

Unit 1 What's the time?	38
Unit 2 It's 6:30 am in New York.	41



Module 8

Unit 1 He lives in the east of the US.	44
Unit 2 It's in the north of China.	47

Module 9

Unit 1 Why do you like Australia?	50
Unit 2 Kangaroos live in Australia.	53

Module 10

Unit 1 I'll send you a postcard.	56
Unit 2 I'm going to visit London.	59

Review Module

Unit 1	62
Unit 2	64

Words and Expressions in Each Module 66

Word List 69

Words in Songs and Chants 72


Proper Nouns 73

Reading for Pleasure

Kong Rong and Pears	74
--------------------------	----

Project

Holiday Plan	80
-------------------	----





MODULE 1



Unit 1






Don't touch the machines, please!

1 Listen, point and say. 



2 Listen, point and find "don't". 






MODULE 1

Unit 1

3 Listen and say.



4 Practise.



Point and say.



Don't sing here!

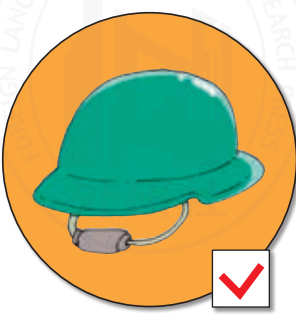
Don't write here!

Don't talk here!

Wash your hands!

Wear this hat!

Stop!



MODULE 1

Unit 2

Don't feed the fish!

1 Listen, point and say.



2 Listen and say.



Don't feed the fish!
Don't walk on the grass!
Don't play ball games here!




Don't talk!
Don't write on the books!

MODULE 1

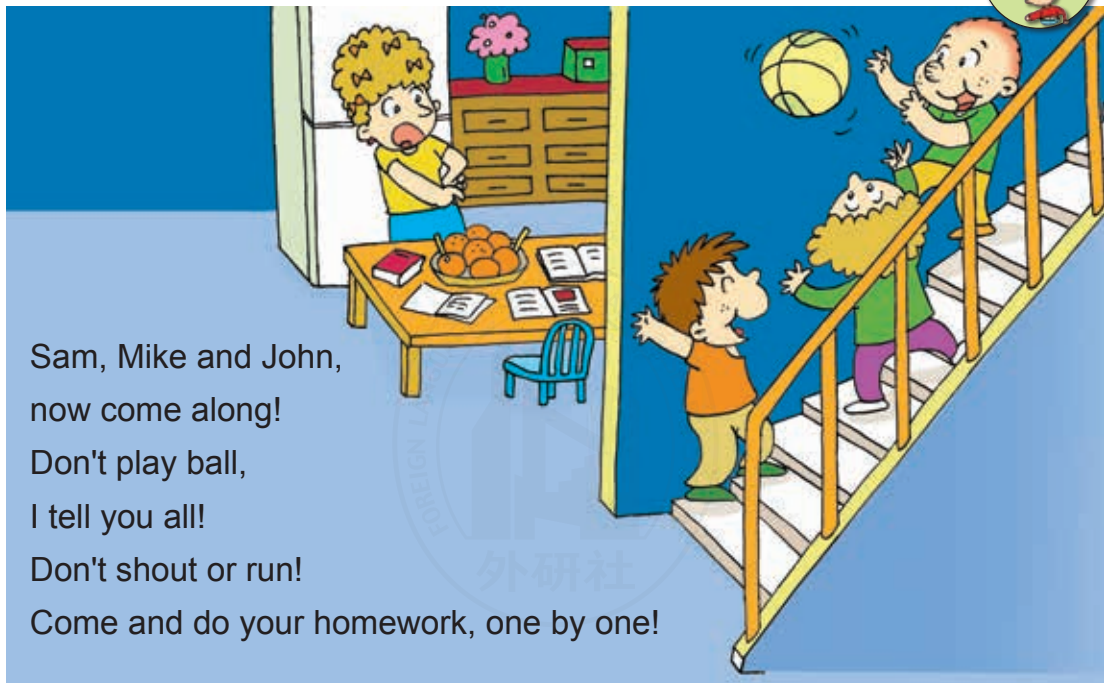
Unit 2

3 Listen, point and say.

Don't run!



4 Listen and say. Then chant.



Sam, Mike and John,
now come along!
Don't play ball,
I tell you all!
Don't shout or run!
Come and do your homework, one by one!

5 Listen and do.



6 Say and do.



Make a poster of school rules.






MODULE 2

Unit 1






It's cheap.

1 Listen, point and say.



2 Listen, point and find "expensive, cheap".






MODULE 2

Unit 1

3 Listen and say.



Grandma: Is it expensive?
Amy: No, it's cheap.



Amy: Is it beautiful?
Grandma: It's not beautiful,
but it's helpful.

4 Practise.



expensive

cheap

big

small

beautiful

This camera
is expensive.



¥ 22,000



¥ 600




MODULE 2

Unit 2

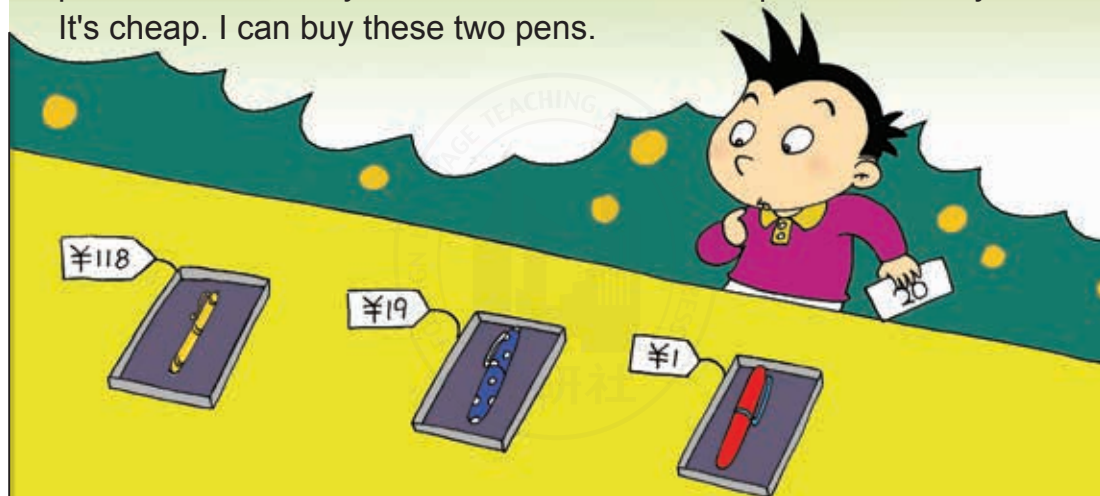
It costs one hundred and eighteen *yuan*.

1 Listen, point and say.



2 Listen and say.


I want to buy a pen. I've got twenty *yuan* now. This pen is very nice. Wow! It's expensive. It costs one hundred and eighteen *yuan*. This pen costs nineteen *yuan*. It's beautiful. And this pen costs one *yuan*. It's cheap. I can buy these two pens.



Unit 2

3 Listen, point and say.

This bag costs one hundred and thirty *yuan*. It's expensive.




4 Listen and say. Then chant.



Let's buy a computer!
It's time to choose.
Which one is good
for you to use?

Big ones and small ones,
beautiful ones, too.
Do you like this one?
I'll buy it for you.



5 Guess, ask and answer.



6 Act and say.





MODULE 3



Unit 1

He shouted, "Wolf, wolf!"

1 Listen and chant.

The sheep ran up the hill.
The wolf ran up the hill.



The sheep ran down the hill.
The wolf ran down the hill.



2 Listen, point and find "-ed".



Once upon a time, there was a boy. He looked after sheep every day. The boy was bored.



One day, the boy ran to the village. He shouted, "Wolf, wolf!"



Everyone ran up the hill. There was no wolf. The boy laughed.



The next day, the boy ran to the village again. "Wolf, wolf!" he shouted.



The people ran up the hill. There was no wolf. The people were angry.



Then one day, a wolf came up the hill.



The boy ran to the village. But the people didn't run up the hill. They said, "Don't tell lies!"



The wolf ate all the sheep. The boy learnt a lesson and wouldn't tell lies again.

MODULE 3

Unit 1

3 Listen and say.



There was a boy. He looked after sheep.



The next day, the boy ran to the village again. "Wolf, wolf!" he shouted.

4 Practise.



One day, Ben didn't go to school. He went to a park. There was a small lake in the park. Ben was bored. He jumped in the lake and shouted...

shouted



ran



laughed



said



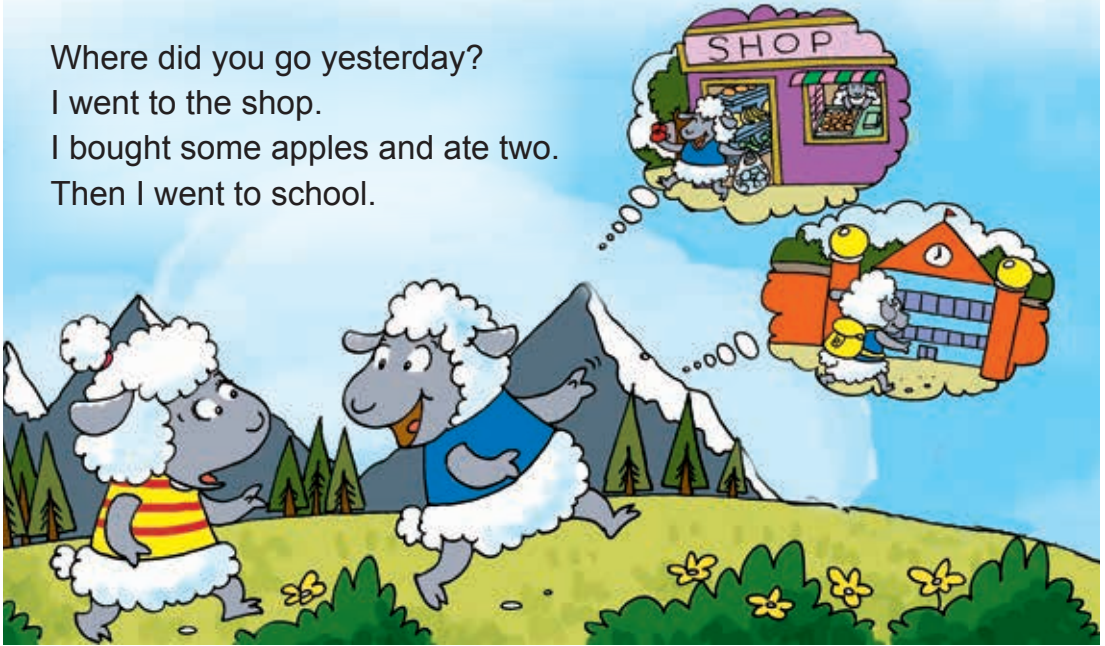
MODULE 3

Unit 2

She went into a shop.

1 Listen and chant.

Where did you go yesterday?
I went to the shop.
I bought some apples and ate two.
Then I went to school.



2 Listen and say.



Tilly is a mouse. Last month, she went into a shop. She bought some cheese and she ate the cheese.



Then Tilly saw a cat in the shop. She was scared and ran away. The cat shouted, "Come to my shop again!"

MODULE 3

Unit 2

3 Look and say.

Yesterday, I went skating. It was cold. I had got...



4 Listen and say. Then sing.



HICKORY, DICKORY, DOCK




Hickory, dickory, dock. The



mouse ran up the clock. The clock struck one. The



mouse ran down. Hickory, dickory, dock.



5 Do and say.


A: He played football yesterday.

B: She didn't tidy her room yesterday.



6 Act out the story.





MODULE 4



Unit 1

Dad played the *erhu*.

1 Listen, point and say.



2 Listen, point and find "-ed".





MODULE 4

Unit 1

3 Listen and say.



Lingling: My mum and dad played in the concert.

Amy: What did they play?

Lingling: Dad played the *erhu*.
And Mum played the *pipa*.



4 Practise.



What did he/she play yesterday?


He/She played...

MODULE 4

Unit 2

I was very nervous.

1 Listen, point and say.



2 Listen and say.

I played in a concert last year.
I played the piano. I was very nervous before the concert.



In the end, everyone clapped.
I was happy. And I was very proud.

MODULE 4

Unit 2

3 Look, ask and answer.



Where did Daming go?

When did he go there?

How did he go there?

What did he do at the airport?



4 Listen and say. Then sing.



I SAW THE MUSICIAN

I saw the musician. He came from far away. And he played. What did he play? He played the violin.

Vio - vio - violin, violin, violin. He played the drums. Drum, drum, drum. He played the piano.

Pia - pia - piano, piano, piano.

5 Look, remember and say.

The animals had a concert last week. The lion played the piano. The cat played...



Animal Concert



6 Draw and say.

About yesterday.





MODULE 5




Unit 1

We're having a party.

1 Listen, point and say.



2 Listen, point and find "-ing".





MODULE 5

Unit 1

3 Listen and say.



4 Practise.



What's Tom doing?



Tom is...

MODULE 5

Unit 2


He's drawing books and birds.

1 Listen, point and say.



2 Listen and say.

Today is Father's Day. Daming is making a card for his father. He's drawing books and birds. These are his father's favourite things. He's writing a message to his father, too. Can you read it?



MODULE 5

Unit 2

3 Look and say.

It's Father's Day. Amy is...



4 Listen and say. Then chant.




What are you doing
on Father's Day?
Are you painting a picture
on this special day?



There are lots of nice words
for you to say.
Make your father happy
on Father's Day.

5 Listen and mime.

It's Father's Day.



6 Do and say.

Make Father's Day cards.






MODULE 6




Unit 1


I'll draw the pictures.

1 Listen, point and say.



2 Listen, point and find "will".






MODULE 6

Unit 1

3 Listen and say.



4 Practise.



MODULE 6

Unit 2

Let's have fun this Saturday!

1 Listen, point and say.



2 Listen and say.



SATURDAY: FUN DAY!

Hello friends,

Let's have fun this Saturday! There is a park next to our school. Let's meet there! We can play football in the east of the park. And we can fly our kites in the west of the park. We will be there at 10 o'clock. See you there!


Lingling, Amy, Sam and Daming

MODULE 6

Unit 2

3 Listen, point and say.

Let's fly our kites!



4 Listen and say. Then chant.



Let's make a newspaper!
That's a great idea!

Let's draw the pictures!
Let's write the reports!
Let's cut the paper!

Let's stick them all together!



Look at our newspaper,
and cheer, cheer, cheer!



5 Think and say.



6 Do and say.



Make an English newspaper.





MODULE 7

Unit 1




What's the time?

1 Listen, point and say.



2 Listen, point and find "o'clock".





MODULE 7

Unit 1

3 Listen and say.



What's the time?




It's 2 o'clock.

Is it 8 o'clock now?



No, it isn't.
It's 6 o'clock.

4 Practise.



What's the time?




It's... o'clock.

MODULE 7

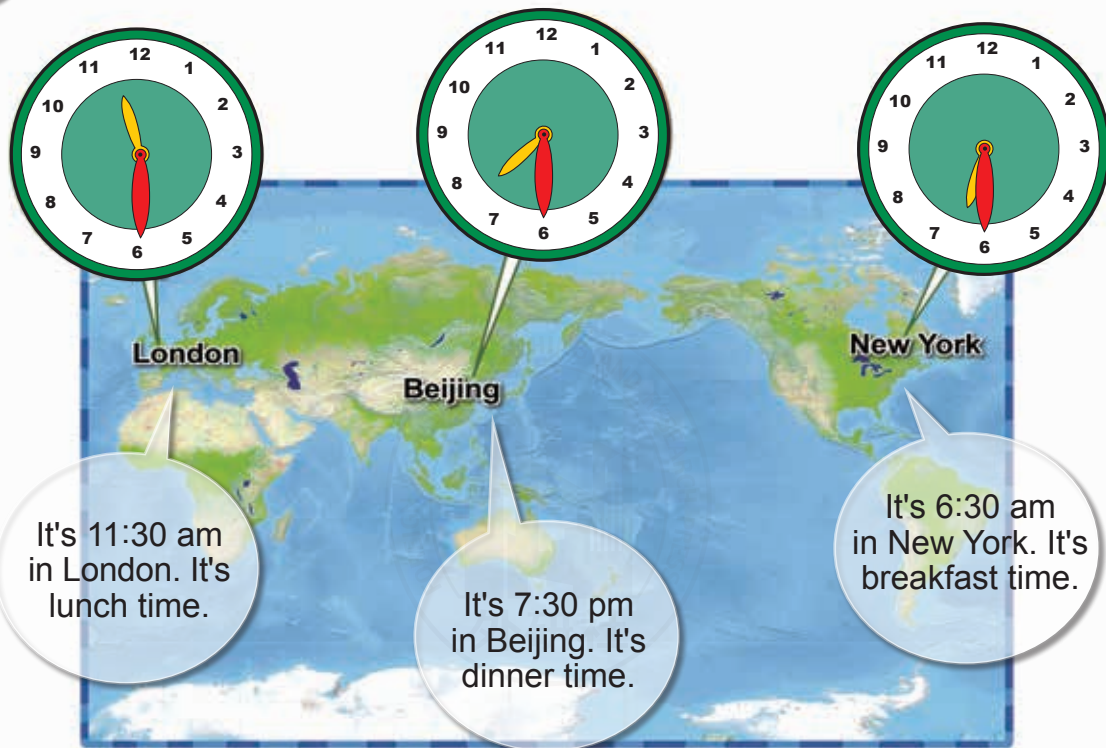
Unit 2

It's 6:30 am in New York.

1 Listen, point and say.



2 Listen and say.

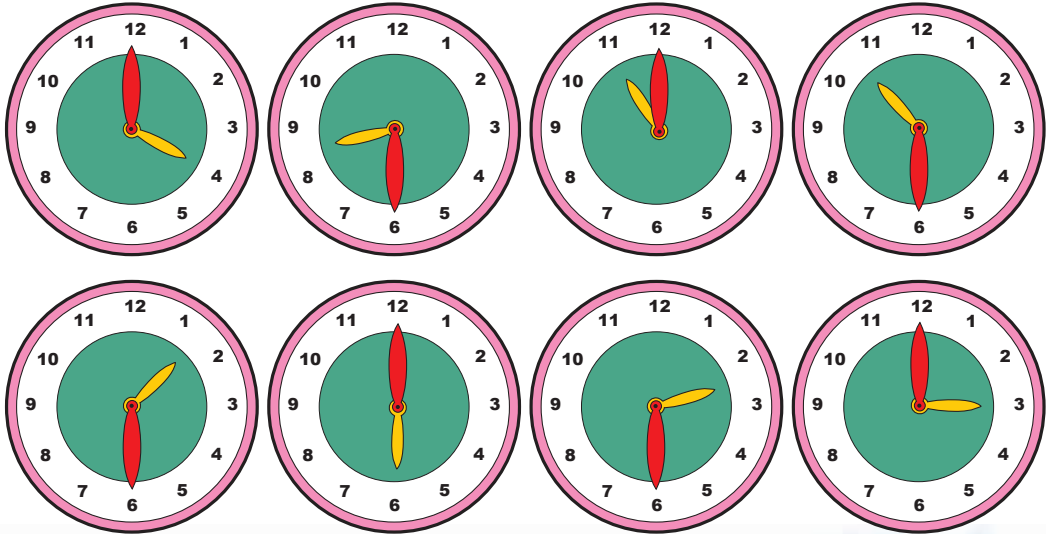




3 Point, ask and answer.

A: What's the time?


B: It's 4 o'clock.



4 Listen and say. Then chant.



Tick-tock, tick-tock.
 What's the time on the clock?
 Is it near lunch time?
 Is it near dinner time?
 Will we eat carrots?
 Crunch, crunch, crunch.
 Tick-tock, tick-tock.




5 Mime and guess.



6 Do a survey.



Talk about last weekend.





MODULE 8



Unit 1




He lives in the east of the US.

1 Listen and chant.

East and west, home is the best.
North and south, let's have a rest.



2 Listen, point and find "east, west".



3 Listen and say.



He lives in the east of the US.



Los Angeles is in the west of the US.

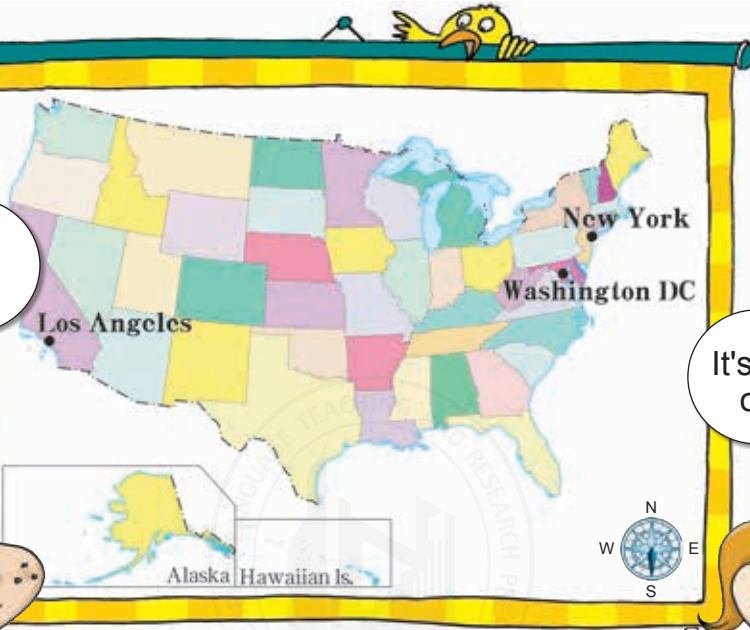
4 Practise.



in the east of

in the west of

Where's New York?



It's in the east of the US.




MODULE 8

Unit 2

It's in the north of China.

1 Listen, point and say.



2 Listen and say.



This is a map of China. Beijing is the capital. It's in the north of China. Suzhou is an old city. It's in the east of China. Lhasa is a beautiful city. It's in the west of China. Guangzhou is a big city. It's in the south of China.



Unit 2

3 Ask and answer.



A: Where's Beijing?

B: Beijing is in the north of China.



4 Listen and say. Then chant.



I went to the north.
I went to the east.
I saw some snow and I saw a beast.



I went to the south.
I went to the west.
I heard the rain and I had a rest.

5 Look, remember and say.



A: Where's the library? B: It's in the south of the city.



6 Draw and say.



Talk about your city.





MODULE 9

Unit 1




Why do you like Australia?

1 Listen, point and say.



2 Listen, point and find "why, because".





Unit 1

3 Listen and say.




4 Practise.



Kangaroos live in Australia.

1 Listen, point and say.



2 Listen and say.



Kangaroos live in Australia. They jump on their back legs. The mother kangaroo has a special bag for her baby. Kangaroos eat grass and leaves. They drink water. You can also see kangaroos in zoos in China.



Unit 2

3 Look and say.



live



eat



drink

Fish live in the river and birds live in the tree.



4 Listen and say. Then sing.




WHY, OH WHY

Why, oh why are you looking at the sky? Why, oh why, oh why? Because I lost my kangaroo kite. It flew away, so high! That's why, that's why I'm looking at the sky. I'm looking for my kite, so high!





5 Think and say.



6 Do and say.



Bring a photo of your favourite animal and introduce it to the class.





MODULE 10




Unit 1

I'll send you a postcard.

1 Listen and chant.

She's going to visit Australia.
She will see a kangaroo.
He's going to visit the UK.
He will go to London Zoo.



2 Listen, point and find "will, going to".






MODULE 10

Unit 1

3 Listen and say.



4 Practise.



A: Where will he/she go this summer?

B: He/She will go to...





Australia

the US

the UK

China



MODULE 10

Unit 2

I'm going to visit London.

1 Listen and chant.

I'm going to the zoo.
I'm going with you.
I'm going to eat some fruit.
And drink some juice, too.



2 Listen and say.

Dear Daming,

I'm having a great time in the UK. Tomorrow, I'm going to visit London. I'll see Big Ben and some museums. We're going to eat in an English restaurant. English food is very nice. I like English food very much. Have a good holiday!

Love,
Lingling



MODULE 10

Unit 2



3 Listen, match and say.

Where will he/she go?

1

2

3

4

4 Listen and say. Then sing.



I WILL GO ON HOLIDAY

I will go on holiday. I will go abroad.

I will have adventures, and I will not be bored.

I will write a letter. I will send regards.

I will send a postcard to wherever you are.

5 Point and say.



6 Draw and say.



Make plans for a trip.

We will go to the zoo.



We will go to the zoo on Sunday.



We will go to the zoo by bus.



We're going to eat fruit at the zoo.



REVIEW MODULE

Unit 1

1 Listen and point.



2 Point and say.



Talk about yourself.

I've got long hair.
Look! My dress is blue...



3 Find, ask and answer.



- ▶ Which city is in the east?
- ▶ Which city is in the west?
- ▶ Which city is in the north?
- ▶ Which city is in the south?



4 Ask and answer.



Talk about yourself.




5 Read and say.




Yesterday, we went to a shop. There were lots of



One was very beautiful. It was . But it was very



Then we saw another one. It was  ¥2,000. We bought it and

we took it home. We were very happy.

REVIEW MODULE

Unit 2



1 Read and find.

Follow the clues and find the treasure.

Start

Look for a very tall tree.

Now look for two birds.

Now look at the sun.

Now find the old boat.

The big tiger has the next message.

It is here.



2 Now point and say.



There is a message on the new boat.

The next message is under a very long snake.

Now look in the small lake.

It is in a box in the big lake.

Words and Expressions in Each Module

Module 1

machine 机器

welcome 欢迎

*crisp 炸薯片

sir 先生

potato 马铃薯, 土豆

dangerous 危险的

put 放, 安放, 放置

wait 等; 等待

each 各自; 每个

Module 2

cheap 便宜的

expensive 昂贵的

send 发送; 寄

email 电子邮件

cost 花费; 价钱为

hundred 一百

Module 3

shout 呼喊, 大叫

*wolf 狼

sheep (sheep的复数形式)

绵羊

ran (run的过去式) 跑

once upon a time 从前

look after 照顾, 照料

bored 厌倦的; 厌烦的

village 乡村

everyone 人人, 每人

laugh 笑

lie 谎话, 谎言

learnt (learn的过去式) 学习

lesson 教训; 一节课

wouldn't = would not 将不

into 进入……里面

month 月份, 月

*cheese 奶酪

*scared 惊恐的, 害怕的

run away 逃走, 逃跑

Module 4

concert 音乐会

violin 小提琴

guitar 吉他

nervous 紧张的

end 结束

proud 感到自豪的,
感到骄傲的

Module 5

surprise 意想不到的礼物;
意外之事; 惊奇

hear 听见

special 特别的

Father's Day 父亲节

message 便条; 信; 口信

Module 6

great 非常好的; 令人愉快的

report 新闻报道

stick 粘贴

fantastic 极好的, 极出色的

fun 有趣的

meet 与……见面

east 东; 东方; 东部

west 西; 西方; 西部

o'clock ……点钟

Module 7

time 时间

cartoon 动画片

much 非常, 很

*am 上午

*pm 下午



Module 8

best 最好的

north 北; 北方; 北部

south 南; 南方; 南部

rest 休息

have a rest 休息一下

country 国家

speak 说(某种语言)

capital 首都

maybe 也许, 大概

map 地图

Module 9

because 因为

language 语言

Australian 澳大利亚的

*kangaroo 袋鼠

back 后面的

Module 10

postcard 明信片

plan 计划

museum 博物馆

restaurant 餐馆, 饭店

(注: 黑体词为义务教育英语课程标准二级词汇, 标有*的词为五级词汇表外的词汇)





Word List

Aa

*am 上午

Australian 澳大利亚的

Bb

back 后面的

because 因为

best 最好的

bored 厌倦的; 厌烦的

Cc

capital 首都

cartoon 动画片

cheap 便宜的

*cheese 奶酪

concert 音乐会

cost 花费; 价钱为

country 国家

*crisp 炸薯片

Dd

dangerous 危险的

Ee

each 各自; 每个

east 东; 东方; 东部

email 电子邮件

end 结束

everyone 人人, 每人

expensive 昂贵的

Ff

fantastic 极好的, 极出色的

Father's Day 父亲节

fun 有趣的

Gg

great 非常好的;

令人愉快的

guitar 吉他



Hh

hear 听见

hundred 一百

Ii

into 进入……里面

Kk

*kangaroo 袋鼠

Ll

language 语言

laugh 笑

learnt (learn的过去式)
学习

lesson 教训; 一节课

lie 谎话, 谎言

look after 照顾, 照料

Mm

machine 机器

map 地图

maybe 也许, 大概

meet 与……见面

message 便条; 信; 口信

month 月份, 月

much 非常, 很

museum 博物馆

Nn

nervous 紧张的

north 北; 北方; 北部

Oo

o'clock ……点钟

once upon a time 从前

Pp

plan 计划

*pm 下午

postcard 明信片

potato 马铃薯, 土豆

proud 感到自豪的，

感到骄傲的

put 放，安放，放置

Rr

ran (run的过去式) 跑

report 新闻报道

rest 休息

have a rest 休息一下

restaurant 餐馆，饭店

run away 逃走，逃跑

Ss

*scared 惊恐的，害怕的

send 发送；寄

sheep (sheep的复数形式)

绵羊

shout 呼喊，大叫

sir 先生

south 南；南方；南部

speak 说(某种语言)

special 特别的

stick 粘贴

surprise 意想不到的礼物；

意外之事；惊奇

Tt

time 时间

Vv

village 乡村

violin 小提琴

Ww

wait 等；等待

welcome 欢迎

west 西；西方；西部

*wolf 狼

wouldn't = would not 将不



Words in Songs and Chants

abroad 在国外；到国外

adventure 冒险（经历）

along 过来；过去

beast 动物，兽

carrot 胡萝卜

cheer 欢呼；为……喝彩

choose 选择

crunch 嘎吱嘎吱的响声

flew (fly的过去式) 放飞
(风筝)

heard (hear的过去式) 听见

musician 乐手；音乐家

near 靠近；在……附近

regards (复数) 问候

rest 休息

struck (strike的过去式)

撞；击；打

tick-tock (钟表的) 滴答声

wherever 无论在哪里





Proper Nouns

Names

Mike 迈克

Tilly 蒂莉

Places

Australia 澳大利亚

Lhasa 拉萨

Los Angeles 洛杉矶

New York 纽约

Washington DC 华盛顿

Others

Shaolin Kids 《中华小子》



Reading for Pleasure

Kong Rong and Pears



Once there was a little Chinese boy. His name was Kong Rong.



There were many people in his family.

Reading for Pleasure



One day, his father came home. He had a big bag. There were lots of pears in the bag.



Everyone wanted to eat the pears.

Reading for Pleasure



His father said, "Kong Rong, give a pear to each person."



Kong Rong gave the very big pears to his grandma and grandpa.

Reading for Pleasure



"Thank you, Kong Rong," they said.



Then he gave the big pears to his mother and father.

Reading for Pleasure



"Good boy, Kong Rong," they said.



Kong Rong gave other pears to his brothers. They ate the pears.

Reading for Pleasure



Then he saw one very small pear. "This pear is for me," he said. "I will eat it."



All his family were very happy with Kong Rong. "You are a very good boy," said his father.

Word List

gave (give的过去式) 给 | person 人

Project

Holiday Plan

1 Talk about your summer holiday. 



Project

2 Complete these sentences. 



- I'm going to...
- I'll...
- I'm not going to...
- I won't...

Project

- 3 Write down the things you are and aren't going to do. Then draw pictures. 



Project

- 4 Make a poster of the things you are and aren't going to do. 



- 5 Talk about your poster with your friends. 



图例对照说明



act/do/make/
mime/practise



answer



ask



chant



complete/
say/talk



draw/
write



find



guess



listen



look/read



match



point



remember/
think



sing



后记

既名为“后记”，一般应该是本教材使用完毕后才看到的吧。

那么，同学们，你们喜欢这套教材吗？大明、玲玲以及他们的小伙伴们是否让你们喜爱上了英语，并且帮助你们掌握了一定的英语运用能力呢？如果是这样，那就太好啦！希望你们在以后的英语学习中继续大胆地开口说英语——课上说、课下说；继续积极地参与各项语言活动。一句话，你们要尽量主动使用英语来表达意思和做事情，这样才能把英语学好。

可敬的老师们，感谢你们的辛勤劳动，以及你们为国家英语课程改革付出的努力和做出的贡献。在修订本套教材的过程中，我们也充分考虑了英语课程改革以及一线教学的需求。修订后的教材更加突出了英语课程工具性和人文性的统一，优化了各册的结构设计和内容安排，以使教学脉络更加清晰、梯度更加合理。

为了在最大程度上保证教材与课程标准的契合，便于一线教学使用，所有参与本套教材编写的人员均付出了艰辛的努力。在此我想特别感谢我的编写团队，没有他们的努力与付出，就没有本教材的问世。

本册教材的主要编写人员如下（中方编写人员按姓氏笔画排序）：

Naomi Simmons（英） Carlos Barcenas（英）

于业宏 王馨悦 孙泓 张琦 樊波

你们的

二〇一二年春日





New Standard English



绿色印刷产品

