



盲校义务教育实验教科书

# 英语

( 三年级起点 )

| 三年级 下册 |



人民教育出版社

盲校义务教育实验教科书

# 英语

( 三年级起点 )

| 三年级 下册 |

人民教育出版社 课程教材研究所 编著  
英语课程教材研究开发中心

人教版®

人民教育出版社  
· 北京 ·

主 编：吴 欣  
副 主 编：曹 洁

本 册 主 编：周 佳

主要编写人员：刘晓燕 许莉莉 李 响 吴 欣 张秋兰 周 佳 曹 洁（以姓氏笔画为序）

责 任 编 辑：陆珂米

美 术 编 辑：王 喆

插图绘制：焦 洁

封面设计：张傲冰

封面绘图：焦 洁

盲校义务教育实验教科书 英语（三年级起点） 三年级 下册

人民教育出版社 课程教材研究所 编著  
英语课程教材研究开发中心

出版发行 人民教育出版社

（北京市海淀区中关村南大街 17 号院 1 号楼 邮编：100081）

网 址 <http://www.pep.com.cn>

经 销 全国新华书店

印 刷 × × × 印刷厂

版 次 2018 年 8 月第 1 版

印 次 年 月第 次印刷

开 本 890 毫米 × 1240 毫米 1/16

印 张 4.5

字 数 90 千字

书 号 ISBN 978-7-107-33097-1

定 价 元

价格依据文件号：京发改规〔2016〕13 号

版权所有·未经许可不得采用任何方式擅自复制或使用了本产品任何部分·违者必究

如发现内容质量问题，请登录中小学教材意见反馈平台：[jcyjfk.pep.com.cn](http://jcyjfk.pep.com.cn)

如发现印、装质量问题，影响阅读，请与本社联系调换。电话：400-810-5788

绿色印刷 保护环境 爱护健康

亲爱的同学们：

你们手中的这本教科书采用绿色印刷标准印制，在它的封底印有“绿色印刷产品”标志。从 2013 年秋季学期起，北京地区出版并使用的义务教育阶段中小学教科书全部采用绿色印刷。

按照国家环境标准（HJ2503-2011）《环境标志产品技术要求 印刷 第一部分：平版印刷》，绿色印刷选用环保型纸张、油墨、胶水等原辅材料，生产过程注重节能减排，印刷产品符合人体健康要求。

让我们携起手来，支持绿色印刷，选择绿色印刷产品，共同关爱环境，一起健康成长！

北京市绿色印刷工程



## 致 同 学

亲爱的同学们：

你们好！欢迎你们来到英语学习的世界。

在这里你们将继续了解吴斌斌、Sarah、Zoom和Zip等老朋友，还会认识新朋友张鹏和Amy。你们会一起学习英语，一起长大。

这本书为你们准备了许多有趣的对话、故事和歌曲，还有你们喜欢的游戏和活动。你们可以看到每个单元都有A、B、C三个部分。A、B部分为必学内容，C部分可以选学。你们会发现原来学英语是一件很开心的事。你们会认识很多单词，能读懂英语小故事，能学会用英语和别人交谈，还能学会唱许多英语歌曲和歌谣。

在刚开始学英语的时候，你们可能听不懂也说不好，别着急，这没关系。你们上课要认真听讲，多模仿录音，要努力学唱英语歌曲、歌谣，还要积极参加英语活动，这样你们很快就能开口说英语了。要记住：别害羞，别放弃，大胆地说，大声地唱！

亲爱的同学们，愿你们和书里的小主人公成为好朋友，一起度过这快乐美好的学习时光。

编 者

2018年5月



# CONTENTS

**Main characters**

**1**

**Unit 1 Welcome back to school!**

**2**

**Unit 2 I love my family!**

**12**

**Unit 3 Look at that monkey!**

**22**

**Unit 4 Where is my car?**

**32**

**Unit 5 Do you like pears?**

**42**

**Unit 6 How many crayons do you have?**

**52**

**Appendix: Vocabulary**

**62**



# Main characters



Amy



Zhang Peng



Sarah



Wu Binbin



Chen Jie



Mike



John



Mr Jones



Ms White

Zip



Zoom



# Unit 1 Welcome back to school!

## Let's talk

Listen and talk. 



Ms White: Boys and girls, we have two new friends today.

Amy: Hi, I'm Amy. I'm from the UK.

Zhang Peng: Hi, I'm Zhang Peng. I'm from Shandong, China.

Class: Welcome!

Listen and role-play. 



A: Hello, I'm Wu Binbin. I'm from China.

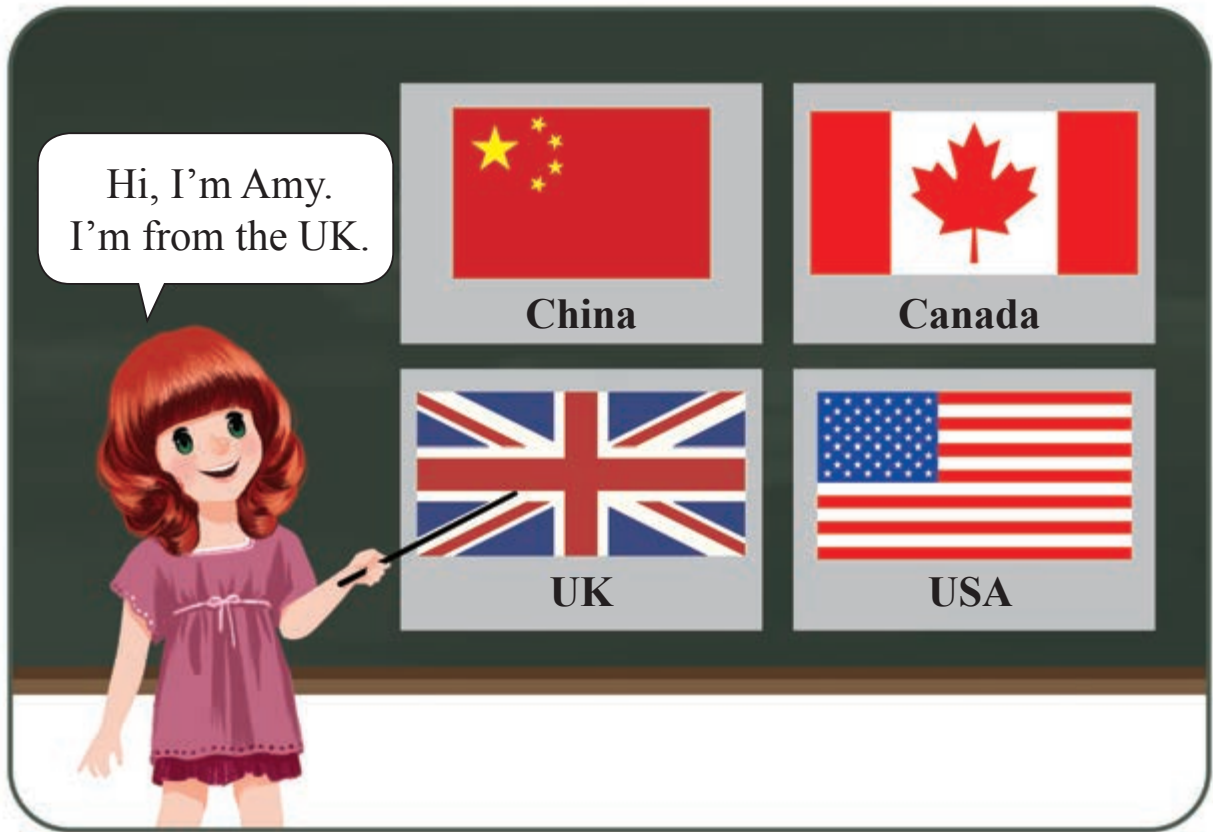
B: Hi, I'm Mike. I'm from Canada.

C: Hello, I'm Amy. I'm from the UK.

D: Hi, I'm Sarah. I'm from the USA.

# Let's learn new words

Listen, read and say. 🎧



Listen and chant. 🎧

We are friends. We like to play.  
We are friends. We like to play.  
A boy from Canada,  
A girl from the UK,  
Friends from China and the USA.





# Let's spell

Listen, repeat and chant. 🎧



Read, listen and choose. 🎧

1. cat      bag

2. bag      dad

3. dad      hand

4. Canada      panda

Listen and write. 🎧

cat

bag

dad

hand

# Let's talk

Listen and talk. 



Wu Binbin: Mr Jones, this is Amy. She's a new student.

Mr Jones: Hi, Amy.

Amy: Hi, Mr Jones.

Mr Jones: Where are you from?

Amy: I'm from the UK.

**Find out where your friends are from.**

Cao Jia: Wang Gang, where are you from?

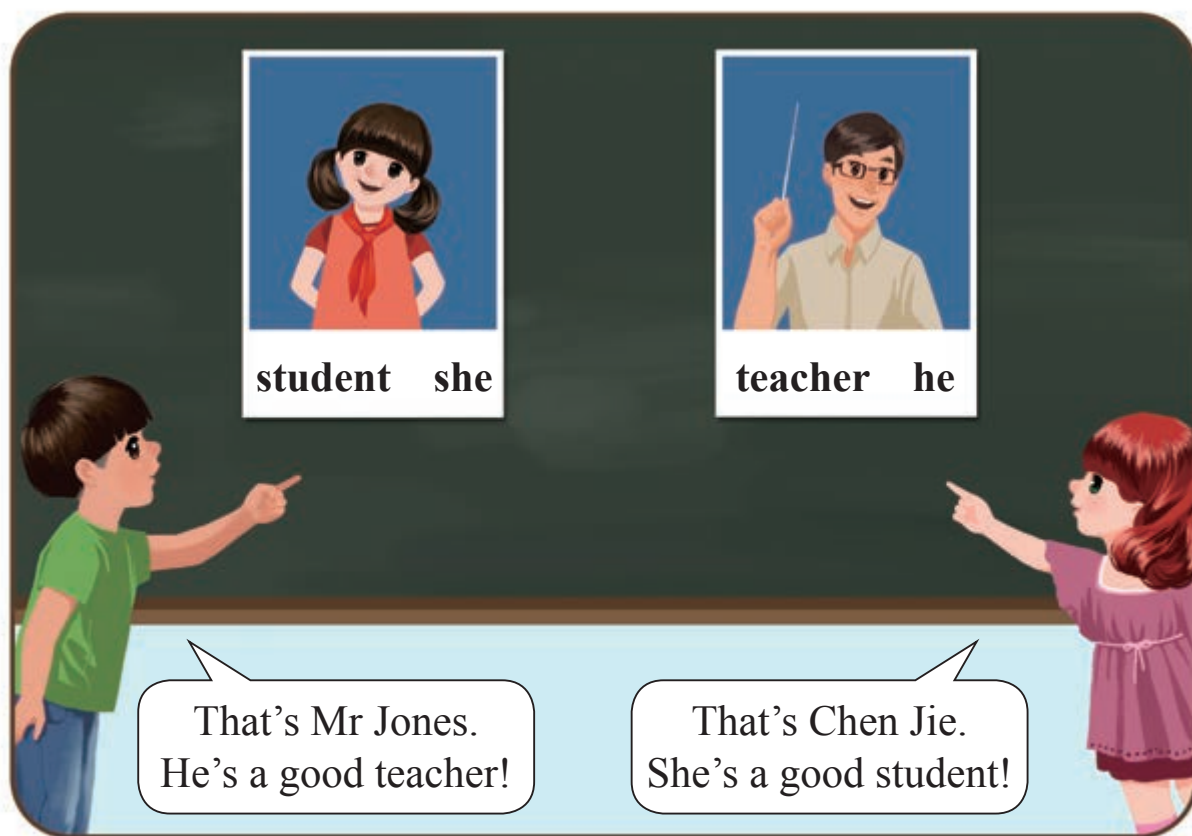
Wang Gang: I'm from Sichuan. Where are you from, Cao Jia?

Cao Jia: I'm from Sichuan, too.



# Let's learn new words

Listen, read and say. 



Listen and chant. 

He and she. He and she.  
Boys and girls. You and me!  
He and she. He and she.  
Teachers and students,  
One, two, three!

# Start to read

Read and choose. 

My name is Mike.  
I'm/He's from Canada.



This is John.

He/She is my friend.



This is Ms White.

He/She is a teacher.



This is Zhang Peng.

He/She is a new student.

Talk about your teachers  
and your friends.







## Let's check

Listen and say True or False. 



Read, choose and say.

teacher  
student

she  
he

UK  
China

Let's sing 





## Story time



Zip: Zoom, let's play teacher-and-student.

Zoom: OK! Who is the teacher?

Zip: Well, let's choose.

Zoom: OK.



Zip: You first.

Zoom: Thanks.



Zoom: Yeah! Teacher! I'm the teacher!

Zip: I guess I'm the student.



Zoom: It's OK. Let's take turns.

Zip: Alright. Thanks!

# New words

(注：黑色词要求能够听、说、认读；粉色词只作听、说要求；蓝色词选学。)

**China** 中国

**Canada** 加拿大

**UK** 英国

**USA** 美国

**student** 学生

**she** 她

**teacher** 教师

**he** 他

welcome 欢迎

back 回原处

to 到，达（某处）

boy 男孩

girl 女孩

new 新的

friend 朋友

today 今天

from（表示来源）来自

the（指独一无二的人或事物）

class 全班（同学）；班

dad（非正式）爸爸，爹爹

where 在哪里

talk 讨论，谈论

about 关于

choose 选择；挑选

yeah 是的；对

take 采用（形式）

turn（依次轮到的）机会

take turns 依次；轮流

alright (=all right)（表示同意）

好，行

# Useful expressions

I'm from the UK. 我是英国人。

Welcome! 欢迎!

Where are you from? 你是哪里人?

## Let's sing

### Boy and girl

I am a boy and you are a girl.

I am a boy and you are a girl.

I am a boy and you are a girl.

Do you want to be my friend?

I am a girl and you are a boy.

I am a girl and you are a boy.

I am a girl and you are a boy.


Yes, I want to be your friend.

人教版®

# Unit 2 I love my family!

## Let's talk

Listen and talk. 



Amy: Who's that man?

Chen Jie: He's my father.



Chen Jie: Hi, Dad. This is my friend, Amy.

Dad: Nice to meet you.

Amy: Nice to meet you, too.

**Talk about your family photos.**


A: Who's that man?

B: He's my father.



# Let's learn new words

Listen, read and say. 🎧



Listen and chant. 🎧

The man is the father — tall, tall, tall!  
 The woman is the mother — not so tall.  
 That's the son — small, small, small.  
 They are a family, one and all!





# Let's spell

Listen, repeat and chant. 



Read, listen and choose. 

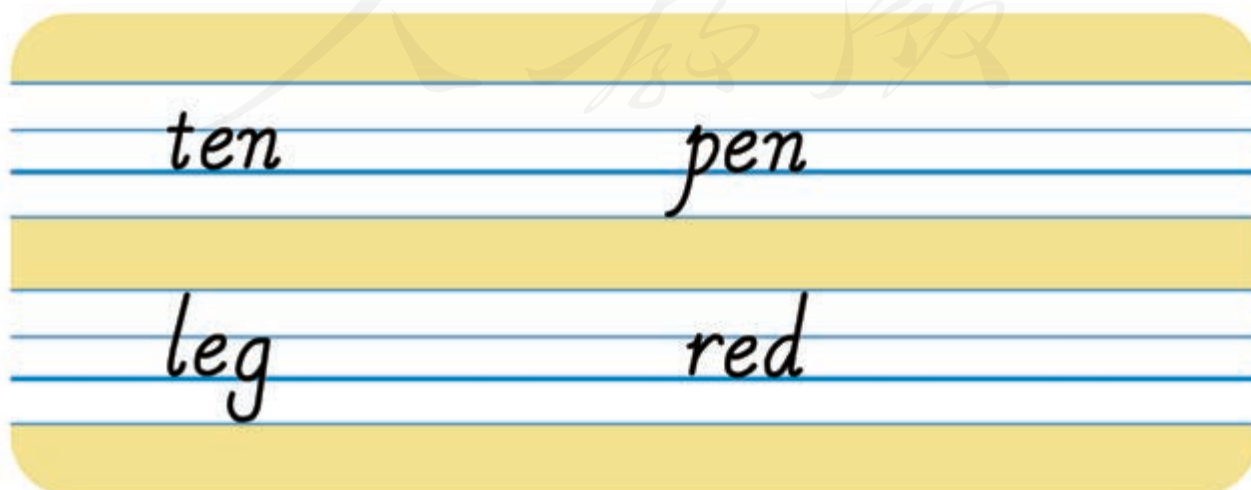
1. red      leg

2. ten      pen

3. ten      red


4. seven      pencil

Listen and write. 




# Let's talk

Listen and talk. 



Amy: Who's that woman? Is she your mother?

Sarah: Yes, she is.



Amy: Is he your father?

Sarah: No, he isn't. He's my teacher!

Play a guessing game.

Amy: Who is he?

Mike: Is he John?

Amy: No, he isn't.

Mike: Is he Binbin?

Amy: Yes, he is.

Hi! Mike!



# Let's learn new words

Listen, read and say. 

grandmother  
(grandma)



grandfather  
(grandpa)



grandfather  
(grandpa)



grandmother  
(grandma)



mother



father



sister



brother

Hi, I'm Mike. This is my family.  
Look! This is my grandmother.  
This is my ...



Listen and chant. 

I'm so happy. Can you see?

Come and meet my family.

My father, my mother,

My sister, my brother,

Grandfather, grandmother, and me!



# Start to read

Read and match. 🎧



I'm Wu Binbin.  
This is my family.

This is my grandmother.

This is my grandfather.

This is my father.

This is my mother.

This is my sister.



Talk about your family in groups.





# Let's check

Listen and say True or False. 🎧



Read, choose and say.

father

mother

man


woman

grandpa

grandma

brother

sister



Let's sing 🎧





## Story time



Zip: Zoom! Who's that woman?

Zoom: She's my mother.

Zip: She's beautiful!



Zoom: Thanks. My mum is an actress.

Zip: Really?

Zoom: Yes. Wait a minute!



Zoom: Look at me!

Zip: Beautiful!



Mum: Oh! My favourite dress!  
How cute!

# New words

(注：黑色词要求能够听、说、认读；粉色词只作听、说要求；蓝色词选学。)

**mother** 母亲；妈妈

**mum** (美国英语 mom) 妈妈

**father** 父亲；爸爸

**dad** (非正式) 爸爸，爹爹

**woman** 女人

**man** 男人

**grandmother** 祖母；外祖母

**grandma** (非正式) 奶奶；

外婆

**grandfather** 祖父；外祖父

**grandpa** (非正式) 爷爷；

外公

**sister** 姐；妹

**brother** 兄；弟

**family** 家，家庭

**who** 谁，什么人

**too** 也

**yes** (答话时表示正确或真实)

**isn't** (=is not) 不是

**in** 在……里

**group** 组；群

**tall** 高的

**son** 儿子

**small** 小的

**they** 他们

**come** 来

**beautiful** 美丽的

**actress** 女演员

**really** (答话时表示感兴趣或惊讶)

**wait** 等；等待

**minute** 一会儿

**favourite** 最喜欢的

**dress** 连衣裙

**how** 多么

# Useful expressions

Who's that man? 那位男士是谁呀?

He's my father. 他是我爸爸。

Who's that woman? 那位女士是谁呀?

She's my mother. 她是我妈妈。

Is she your mother? 她是你妈妈吗?

Yes, she is. 是的，她是。

Is he your father? 他不是你爸爸吗?

No, he isn't. 不，他不是。

## Let's sing

**I love my family.**

I love my father.

I love my mother.

They love me.

They love me.

I love my grandpa.

I love my grandma.

They love me.

They love me.

# Unit 3 Look at that monkey!

## Let's talk

Listen and talk. 



Ms White: Look at that giraffe.

Zhang Peng: Wow! It's so tall!

Amy: Look! A bear!

Zhang Peng: Ha! It's short and fat!

## Play a card game.


A: It's a pig.

B: It's fat.



# Let's learn new words

Listen, read and say. 🎧



Listen, chant and act. 🎧

Be fat. Be fat. Be fat, fat, fat!

Be thin. Be thin. Be thin, thin, thin!

Be tall. Be tall. Be tall, tall, tall!


Be short. Be short. Be short, short, short!





# Let's spell

Listen, repeat and chant. 🎧



Read, listen and choose. 🎧

1. six      pig

2. big      pig

3. it      six

4. gift      milk

Listen and write. 🎧

big


pig

six

milk

# Let's talk

Listen and talk. 



Ms White: Come here, children! Look at the elephant.

Chen Jie: Wow! It has a long nose.

Ms White: That's a trunk, Chen Jie.

Mike: It has small eyes and big ears.

John: It has a short tail, too.


**Think and say.**

John: My monster has a big head. It has four eyes ...



# Let's learn new words

Listen, read and say. 🎧



**short tail**

**long leg**

**small head**

**big body**

Listen, chant and act. 🎧

Big, big, big! Make your mouth big.


Small, small, small! Make your mouth small.

Long, long, long! Make your arms long.

Short, short, short! Make your arms short.

## Start to read

Read and choose. 



Make a new riddle and let your partner guess.



# Let's check

Listen and say True or False. 🎧

1



2



3



4



Read, choose and say.

long short

big small

fat thin

short tall



Let's sing 🎧





# Story time



Zip: Hi, Zoom. How many  
animals do you know?  
Zoom: I know all the animals!



Zip: Look!  
Zoom: A zebra and a horse.  
Zip: Good!



Zip: And this one?  
Zoom: I know! They're tigers.  
Zip: No, no!



Zip: The big one is a tiger.  
The small one is a cat!  
Zoom: Oops!

# New words

(注：黑色词要求能够听、说、认读；粉色词只作听、说要求；蓝色词选学。)

**thin** 瘦的

**fat** 肥胖的

**short** 矮的

**tall** 高的

**short** 短的

**long** 长的

**small** 小的

**big** 大的

**giraffe** 长颈鹿

**so** (表示程度上) 这么，  
那么，如此

**ha** (惊奇、高兴或有所  
发现时用) 哈

**come** 来

**children** (child的复数) 儿童

**has** (have的第三人称单数) 有

**trunk** 象鼻

**tail** 尾巴

**make** 写

**riddle** 谜；谜语

**partner** 搭档；同伴

**guess** 猜，猜测

**monster** (传说中的) 怪兽，  
怪物

**make** 表现

**zebra** 斑马

**one** (指一组或一对人或物中  
的) 一个

# Useful expressions

It's so tall! 它好高啊!

It has a long nose. 它有长鼻子。

It has small eyes and big ears. 它有小眼睛和大耳朵。

## Let's sing

### At the zoo

Cat is big.

Rat is small.

See them run.

Fun! Fun! Fun!

Monkey is short.

Giraffe is tall.

See them play with a ball.

人教版®

# Unit 4 Where is my car?

## Let's talk

Listen and talk. 



John: Zhang Peng, let's go home!

Zhang Peng: OK! Uh-oh! Where is my pencil box?

John: Look! It's in your desk.

Zhang Peng: Oh, yes!



Zhang Peng: Where is my pencil?

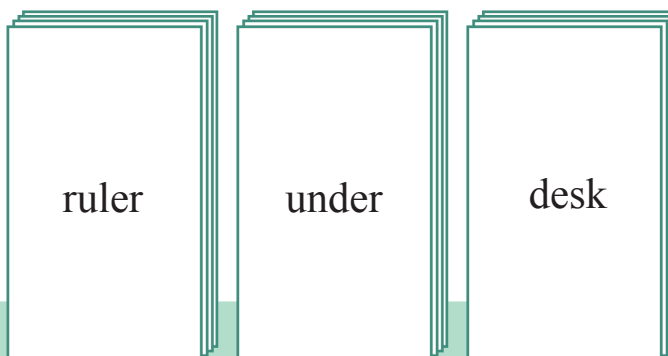
John: It's under your book!

Zhang Peng: Silly me! Thanks!

Play a card game.


A: Where is the ruler?

B: It's under the desk.



# Let's learn new words

Listen, read and say. 🎧



Listen and do. 🎧

Put your foot under your chair.

Put your hand on your chair.

Put your arm in your desk.



Put your leg under your desk.





# Let's spell

Listen, repeat and chant. 🎧



Read, listen and choose. 🎧

1. box      fox

2. log      dog

3. body      doll

4. on      orange

Listen and write. 🎧

dog

box

body

orange

# Let's talk

Listen and talk. 



Mike: Mum, where is my cap?

Mum: Is it in your bag?

Mike: No, it isn't.



Mum: Is it in your toy box?

Mike: Yes, it is. Thanks, Mum.

Bye!

Mum: Bye! Have a good time!

Play a guessing game.

A: Where is the pencil box?

B: Is it in your desk?

A: No, it isn't.

B: Is it under your book?

A: Yes, it is.



# Let's learn new words

Listen, read and say. 🎧



Listen and do. 🎧


Row a boat.

Bounce a ball.

Drive a car.

Wear a cap.

Read a map.



# Start to read

Read and say Yes or No. 🎧



Is it on the map?

Is it in the desk?

Is it on the ball?

Is it under the chair?

Is it in the bag?

It is ...

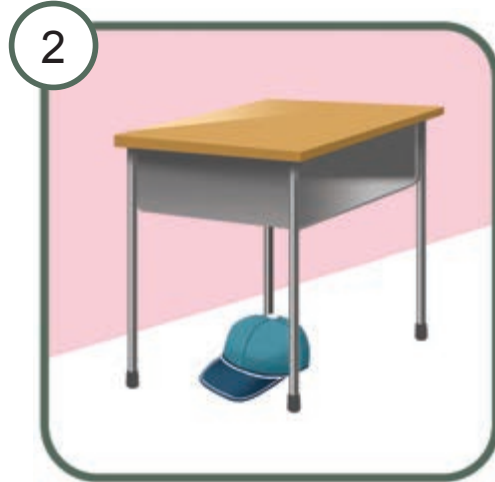

Where is the cat?





# Let's check

Listen and say True or False. 



Read, choose and say.



ball	boat
book	box
cap	car
chair	desk
map	pen

Let's sing 





## Story time 🎧



Zoom: Zip! Let's play hide-and-seek!

Zip: Great!



Zoom: Where are you? Under the table?



Zoom: In the toy box? No ... Oh dear! I can't find you!



Zoom: Where are you?

Zip: Ha! I'm behind you!

# New words

(注：黑色词要求能够听、说、认读；粉色词只作听、说要求；蓝色词选学。)

**on** 在……上

**in** 在……里

**under** 在……下面

**chair** 椅子

**desk** 书桌

**map** 地图

**cap** 帽子

**car** 小汽车

**ball** 球

**boat** 小船

**home** 家

**uh-oh** (表示做错了事) 哎哟

**silly** 愚蠢的；没头脑的

**toy** 玩具

**time** 一段时间

**put** 放；安置

**row** 划船

**bounce** (使) 弹起，弹跳

**drive** 驾驶

**wear** 戴；穿

**read** 阅读；读懂

**hide-and-seek** 捉迷藏游戏

**table** 桌子

**dear** 哎呀，天哪

**find** 找到

**behind** 在……的后面

# Useful expressions

Let's go home! 我们回家吧!

Where is my pencil box? 我的铅笔盒在哪儿?

It's in your desk. 在你桌子里。

Silly me! 我真傻!

Is it in your bag? 在你的包里吗?

No, it isn't. / Yes, it is. 不, 不在。/ 是的, 在。

Have a good time! 玩开心点儿!

## Let's sing

### Where is the toy car?

Where is the toy car?

Is it on your desk?

Where is the toy car?

Oh, it's on your chair!

Where is the toy boat?

Is it on your desk?

Where is the toy boat?

Oh, it's on your chair!

# Unit 5 Do you like pears?

## Let's talk

Listen and talk. 



Mum: Sarah, honey, let's buy some fruit.

Sarah: Great! Do you like oranges, Mum?

Mum: No, I don't.



Sarah: Do you like pears?

Mum: Yes, I do.

Sarah: I like pears, too.

Mum: OK. Let's buy some pears.

## Touch, smell and say.

A: What's this?

B: Mmm, it's an orange.


A: Right. Do you like oranges?

B: Yes, I do.



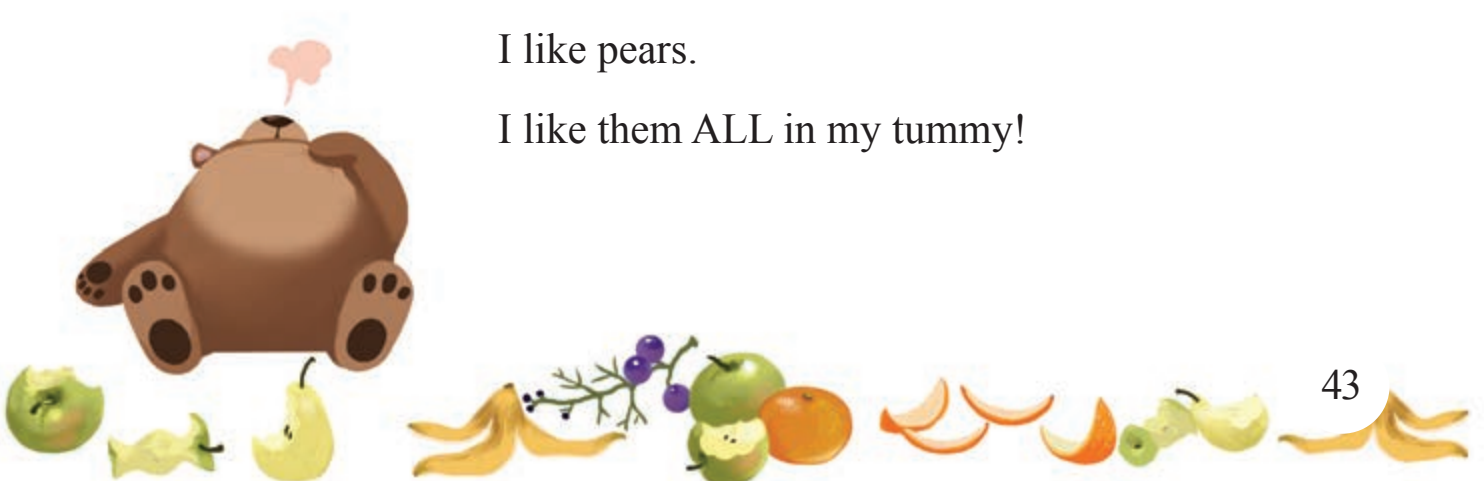
# Let's learn new words

Listen, read and say. 🎧



Listen and chant. 🎧

I like apples.  
 I like grapes.  
 I like bananas — yummy!  
 I like oranges.  
 I like pears.  
 I like them ALL in my tummy!





# Let's spell

Listen, repeat and chant. 🎧



fun



run



duck



under

Read, listen and choose. 🎧

1. duck      under

2. cut      mum

3. run      fun

4. bus      up

Listen and write. 🎧

fun

run

duck

under

# Let's talk

Listen and talk. 



Sarah: Zhang Peng, let's make a fruit salad.

Zhang Peng: OK. Do you like bananas?

Sarah: Yes, I do.

Zhang Peng: Do you like strawberries?


Sarah: Yes, I do. But I don't like grapes.

Play a wheel game.




# Let's learn new words

Listen, read and say. 🎧







Listen and chant. 🎧

Do you like grapes?  
 They taste really good.  
 Do you like oranges?  
 No, but I should.  
 Apples, watermelons,  
 Strawberries, too —  
 I like them all.  
 How about you?



# Start to read

Read and choose. 

				
Amy			x	
John	x			
Wu Binbin		✓		
Sarah				x

Mike: Do you like watermelons?

Amy: Yes, I do. / No, I don't.

Mike: Do you like strawberries?

John: Yes, I do. / No, I don't.

Mike: Do you like bananas?

Wu Binbin: Yes, I do. / No, I don't.

Mike: Do you like apples?









Sarah: Yes, I do. / No, I don't.

What about your friends?  
Do a survey.









# Let's check

Listen and choose. 

1		
2		
3		
4		

Read, choose and say the fruit words.

	banana	grape	father	apple	
	orange	mother	pear	bear	
	short	strawberry	watermelon	sister	

Let's sing 





## Story time




Zoom: Wow! 8 dollars! That's cheap!

Zip: Let's go!



Zoom: I want some chicken and a hot dog. I want some bananas, oranges and peaches.



Zip: Do you like milk?

Zoom: Yeah! I like milk and juice.



Zoom: Doggy bag, please!

Waiter: Sorry. No takeaway.

# New words

(注：黑色词要求能够听、说、认读；粉色词只作听、说要求；蓝色词选学。)

**pear** 梨

**apple** 苹果

**orange** 橙子

**banana** 香蕉

**strawberry** 草莓

**grape** 葡萄

**watermelon** 西瓜

**do** (用于实义动词前构成  
否定句和疑问句)

**honey** (爱称) 亲爱的, 宝贝

**buy** 买

**fruit** 水果

**fun** 嬉戏; 逗乐

**run** 跑; 奔跑

**make** 做

**salad** 色拉

**but** 但是, 然而

**do** 进行 (活动)

**survey** 调查

**right** 正确的

**yummy** 很好吃的

**them** (they 的宾格) 它们

**tummy** 胃; 肚子

**taste** 尝, 品 (味道)

**should** (表示预期) 应该会,  
可能

**dollar** 元 (美国、加拿大、  
澳大利亚等国的货币单位)

**cheap** 便宜的

**want** 要; 想要

**chicken** 鸡肉

**hot dog** 热狗 (香肠面包)

**peach** 桃子

**doggy bag** 打包袋

**waiter** 服务员

**takeaway** 外卖食物

# Useful expressions

Sarah, honey, let's buy some fruit. 萨拉，宝贝儿，我们买点水果吧。

Do you like oranges? 你喜欢橙子吗？

No, I don't. / Yes, I do. 不，我不喜欢。 / 是的，我喜欢。

Zhang Peng, let's make a fruit salad. 张鹏，我们一起做水果沙拉吧。

But I don't like grapes. 但我不喜欢葡萄。

## Let's sing

### The apple song

Apple round, apple red,

Apple juicy, apple sweet.

Apple apple, I love you.

Apple sweet, I love to eat.

An apple a day keeps the doctor away.

An apple a day keeps the doctor away.

An apple a day keeps the doctor away.

A-P-P-L-E, apple!

# Unit 6 How many crayons do you have?

## Let's talk

Listen and talk. 🎧



Amy: Binbin, what's in this box?

Wu Binbin: My new crayons.



Amy: Wow! How many crayons do you have?

Wu Binbin: Open it and count!

Amy: 1, 2 ... 12. You have 12 crayons!

## Do a survey.


A: Ted, how many books do you have?

B: 15. I have 15 books.

	books	rulers	pencils
Ted	15	2	14

# Let's learn new words

Listen, read and say. 🎧



**11**      **12**      **13**      **14**      **15**  
 eleven    twelve    thirteen    fourteen    fifteen

Listen and chant. 🎧

Hello there. Can you help me?

How many cars? Count for me.

Eleven, twelve, thirteen, fourteen,

Fifteen cars. Beep! Beep! Beep!

Beep!

Beep!

Beep!

Beep!





# Let's spell

Listen, read and sing. 



## Short vowel song

Where is short a?

Where is short a?

Here I am. Here I am.

I'm in a fat cat.

I'm in a fat cat.

Here I am. Here I am.

# Let's talk

Listen and talk. 



Miss Green: Hello, boys and girls.

Boy: Hi, Miss Green. Here are some pencils.

Miss Green: Thank you.

Zhang Peng: Amy, how many books do we have now?

Amy: 1, 2 ... We have 20 books. How many pencils do we have?

Zhang Peng: Mmm, we have 18 pencils.

**Count and report in your group.**

A: How many books do we have?

B: We have 14 books.



# Let's learn new words

Listen, read and say. 🎧



## 16

sixteen

## 17

seventeen

## 18

eighteen

## 19

nineteen

## 20

twenty

Listen and chant. 🎧

16 cars in a row,

Traffic, traffic very slow.

17, 18, 19, 20, oh!

Too many cars, let's walk! Let's go!



# Start to read


Read and make. 🎧

Step 1: I use one yellow bead.

Step 2: I use twenty red beads.

Step 3: I use seventeen green beads.

Now, I have a beautiful flower!



Make a flower and tell your class how to do it.



# Let's check

Listen and say True or False. 

1

14



2

11



3

13



4

12



Write and order.

fifteen

sixteen

seventeen

eighteen

nineteen

twenty



Let's sing 






## Story time



Zoom: Wow! So many apples! Let's have a race.

Zip: Good idea!



Zip: 1, 2, 3, 4 ... 17.

Zoom: 1, 2 ... 20.



Zip: Look, I have 17 apples! How many apples do you have?

Zoom: Oh, no! I have only three!

Zip: That's OK. We have 20 together.

# New words

(注：黑色词要求能够听、说、认读；粉色词只作听、说要求；蓝色词选学。)

**eleven** 十一

**twelve** 十二

**thirteen** 十三

**fourteen** 十四

**fifteen** 十五

**sixteen** 十六

**seventeen** 十七

**eighteen** 十八

**nineteen** 十九

**twenty** 二十

**open** 打开

**count** 计算（或清点）总数

**hot dog** 热狗（香肠面包）

**funny** 滑稽的；好笑的

**step** 步骤

**use** 使用

**bead**（有孔的）珠子

**beautiful** 美丽的

**flower** 花；花朵

**tell** 告诉

**beep**（汽车喇叭）哔哔声

**row** 一排

**traffic** 交通

**slow** 缓慢的

**too** 太，过于

**walk** 走；行走

**race** 竞赛

**idea** 主意；想法

**only** 只；只有

# Useful expressions

How many crayons do you have? 你有多少支蜡笔?

Open it and count! 打开来数数!

Here are some pencils. 这是些铅笔。

Amy, how many books do we have now? 埃米，现在 we 有多少本书了?

## Let's sing

### The number song

One, two, three, four, five, six, seven.

Eight, nine, ten and eleven and twelve.

Thirteen, fourteen, fifteen and sixteen.

Seventeen, eighteen, nineteen and twenty!

# Vocabulary

## 词汇表

(注：黑色词要求能够听、说、认读；粉色词只作听、说要求；蓝色词选学。)

### A

about 关于 p. 7

actress 女演员 p. 19

alright (=all right) (表示同意) 好，行 p. 9

apple 苹果 p. 43

### B

back 回原处 p. 2

ball 球 p. 36

banana 香蕉 p. 43

bead (有孔的) 珠子 p. 57

beautiful 美丽的 p. 19, 57

beep (汽车喇叭) 哔哔声 p. 53

behind 在……的后面 p. 39

big 大的 p. 26

boat 小船 p. 36

bounce (使) 弹起，弹跳 p. 36

boy 男孩 p. 2

brother 兄；弟 p. 16

but 但是，然而 p. 45

buy 买 p. 42

### C

Canada 加拿大 p. 3

cap 帽子 p. 36

car 小汽车 p. 36

chair 椅子 p. 33

cheap 便宜的 p. 49

chicken 鸡肉 p. 49

children (child 的复数) 儿童 p. 25

China 中国 p. 3

choose 选择；挑选 p. 9

class 全班 (同学)；班 p. 2

come 来 p. 16, 25

count 计算 (或清点) 总数 p. 52

### D

dad (非正式) 爸爸，爹爹 p. 4, 13

dear 哎呀，天哪 p. 39

desk 书桌 p. 33

do (用于实义动词前构成否定句和疑问句);  
进行 (活动) p. 42, 47

doggy bag 打包袋 p. 49

dollar 元 (美国、加拿大、  
澳大利亚等国的货币  
单位) p. 49

dress 连衣裙 p. 19

drive 驾驶 p. 36

## E

eighteen 十八 p. 56

eleven 十一 p. 53

## F

family 家，家庭 p. 12

fat 肥胖的 p. 23

father 父亲；爸爸 p. 13

favourite 最喜欢的 p. 19

fifteen 十五 p. 53

find 找到 p. 39

flower 花；花朵 p. 57

fourteen 十四 p. 53

friend 朋友 p. 2

from (表示来源) 来自 p. 2

fruit 水果 p. 42

fun 嬉戏；逗乐 p. 44

funny 滑稽的；好笑的 p. 54

## G

giraffe 长颈鹿 p. 22

girl 女孩 p. 2

grandfather 祖父；  
外祖父 p. 16

grandma (非正式) 奶奶；  
外婆 p. 16

grandmother 祖母；  
外祖母 p. 16

grandpa (非正式) 爷爷；  
外公 p. 16

grape 葡萄 p. 46

group 组；群 p. 17

guess 猜，猜测 p. 27

## H

ha (惊奇、高兴或有所  
发现时用) 哈 p. 22

has (have 的第三人称  
单数) 有 p. 25

he 他 p. 6

hide-and-seek 捉迷藏  
游戏 p. 39

home 家 p. 32

honey (爱称) 亲爱的，  
宝贝 p. 42

hot dog 热狗 (香肠面包)  
p. 49, 54



## Appendix

how 多么	p. 19	only 只; 只有	p. 59
<b>I</b>		open 打开	p. 52
idea 主意; 想法	p. 59	orange 橙子	p. 43
in 在……里	p. 17, 33	<b>P</b>	
isn't (=is not) 不是	p. 15	partner 搭档; 同伴	p. 27
<b>L</b>		peach 桃子	p. 49
long 长的	p. 26	pear 梨	p. 43
<b>M</b>		put 放; 安置	p. 33
make 表现; 写; 做	p. 26, 27, 45	<b>R</b>	
man 男人	p. 13	race 竞赛	p. 59
map 地图	p. 36	read 阅读; 读懂	p. 36
minute 一会儿	p. 19	really (答话时表示感 兴趣或惊讶)	p. 19
monster (传说中的) 怪兽, 怪物	p. 25	riddle 谜; 谜语	p. 27
mother 母亲; 妈妈	p. 13	right 正确的	p. 42
mum (美国英语 mom) 妈妈	p. 13	row 划船; 一排	p. 36, 56
<b>N</b>		run 跑; 奔跑	p. 44
new 新的	p. 2	<b>S</b>	
nineteen 十九	p. 56	salad 色拉	p. 45
<b>O</b>		seventeen 十七	p. 56
on 在……上	p. 33	she 她	p. 6
one (指一组或一对人 或物中的) 一个	p. 29	short 矮的; 短的	p. 23, 26
		should (表示预期) 应该会, 可能	p. 46
		silly 愚蠢的; 没头脑的	p. 32
		sister 姐; 妹	p. 16

<b>sixteen</b> 十六	p. 56	<b>to</b> 到, 达 (某处)	p. 2
<b>slow</b> 缓慢的	p. 56	<b>today</b> 今天	p. 2
<b>small</b> 小的	p. 13, 26	<b>too</b> 也; 太, 过于	p. 12, 56
<b>so</b> (表示程度上) 这么, 那么, 如此	p. 22	<b>toy</b> 玩具	p. 35
<b>son</b> 儿子	p. 13	<b>traffic</b> 交通	p. 56
<b>step</b> 步骤	p. 57	<b>trunk</b> 象鼻	p. 25
<b>strawberry</b> 草莓	p. 46	<b>tummy</b> 胃; 肚子	p. 43
<b>student</b> 学生	p. 6	<b>turn</b> (依次轮到的) 机会	p. 9
<b>survey</b> 调查	p. 47	<b>twelve</b> 十二	p. 53
		<b>twenty</b> 二十	p. 56

## T

<b>table</b> 桌子	p. 39
<b>tail</b> 尾巴	p. 25
<b>take</b> 采用 (形式)	p. 9
<b>take turns</b> 依次; 轮流	p. 9
<b>takeaway</b> 外卖食物	p. 49
<b>talk</b> 讨论, 谈论	p. 7
<b>tall</b> 高的	p. 13, 23
<b>taste</b> 尝, 品 (味道)	p. 46
<b>teacher</b> 教师	p. 6
<b>tell</b> 告诉	p. 57
<b>the</b> (指独一无二的人或事物)	p. 2
<b>them</b> (they的宾格) 它们	p. 43
<b>they</b> 他们	p. 13
<b>thin</b> 瘦的	p. 23
<b>thirteen</b> 十三	p. 53
<b>time</b> 一段时间	p. 35

## U

<b>uh-oh</b> (表示做错了事) 哎哟	p. 32
<b>UK</b> 英国	p. 3
<b>under</b> 在……下面	p. 33
<b>USA</b> 美国	p. 3
<b>use</b> 使用	p. 57

## W

<b>wait</b> 等; 等待	p. 19
<b>waiter</b> 服务员	p. 49
<b>walk</b> 走; 行走	p. 56
<b>want</b> 要; 想要	p. 49
<b>watermelon</b> 西瓜	p. 46
<b>wear</b> 戴; 穿	p. 36
<b>welcome</b> 欢迎	p. 2
<b>where</b> 在哪里	p. 5
<b>who</b> 谁, 什么人	p. 12

..... **Appendix** .....

woman 女人

p. 13

yummy 很好吃的

p. 43

**Y**

yeah 是的; 对

yes 是; 对

p. 9

p. 15

**Z**

zebra 斑马

p. 29

人教版®

# 后 记

本套教科书由人民教育出版社课程教材研究所英语课程教材研究开发中心依据教育部《盲校义务教育英语课程标准》（2016年版），在教育部2012年审定通过的《义务教育教科书 英语（PEP）》（三年级起点）的基础上编写，经国家基础教育课程教材专家工作委员会2018年审查通过。

本套教科书是我国第一套根据小学低视力学生及盲生的学习特点而编写的英语教材。我们感谢所有对教科书的编写、出版提供过帮助与支持的同仁和社会各界朋友，特别感谢Larry Swartz先生、Beth Levy女士以及Fraser Bewick先生。

我们真诚地希望广大盲校教师、学生及家长在使用本套教科书的过程中提出宝贵意见，并将这些意见和建议及时反馈给我们。让我们携起手来，共同完成义务教育盲校教材建设工作！

联系方式

电 话：010-58758866

电子邮箱：jcfk@pep.com.cn



人民教育出版社 课程教材研究所  
英语课程教材研究开发中心  
2018年5月

盲校义务教育实验教科书

英语

(三年级起点)

三年级  
下册

 YINGYU

人教版®



绿色印刷产品



定价：5.10 元